

SabMag/VFR List Microfiche & Manuals Electronic Reader Project

The microfiche and manuals contained herein are provided as a service to the Internet mailing-list community for non-commercial use only. No warranties, express or implied, are given for the accuracy of this material. All materials contained on this CD are in Adobe Portable Document Format (PDF). You may freely copy this information provided it is used in its entirety and includes this message. The free Adobe Acrobat Reader® for each of the supported computer platforms is included to allow reading. Separate license agreements are provided for this software by Adobe and included in the installation package.

**Back to
Index**

Continue
To next page

HONDA

PARTS CATALOG

VF700C'87
Magna

AMERICAN HONDA MOTOR CO., INC.

© AMERICAN HONDA MOTOR CO., INC. 1993

PRINTED IN USA

December, 1993
First Edition
14MN0HM

Table of Contents		
	Grid	Page
How To Use This Catalog	A 2	II
Serial Numbers	A 3	IV
Construction Of Vehicle Identification Number (V.I.N.) ..	A 3	V
Instructions Of Color Label	A 4	VI
Color Tables	A 4	VII
Manuals	A 5	VIII
Model ID Photos	A 6	X
Specifications	A 6	XI
Bulk Hose	A 7	XII
Commonly Required Replacement Parts	A 8	XIV
Contents By Page No. Sequence	A 9	XVI
Contents In Alphabetical Order	A 9	1
Part Groups		
Engine Group	B 1	2
Frame Group	E 1	56
Index		
Part Number Index	H 1	126
Description Index	I 1	138

How To Use This Catalog

This parts catalog is to be used when ordering replacement parts for the model (s) specified on the microfiche strip.

CATALOG PAGE BREAKDOWN

MODEL(S)			MODEL		AREA	ENGINE SERIAL NUMBER		QTY REQ	PART NUMBER	HONDA CODE					
REF. NO.	BLOCK NO.	E-1	APPLICATION												
			1	1							1	1	1	1	1
			9	9							9	9	9	9	9
DESCRIPTION			8	8	8	8	8	8	8	8	FROM TO				
			4	5	6	7	4	5	6	7					
1	2	3a	3						4	5	6	7	8		

1. REF NO. — Reference number corresponding with the reference numbers on the illustrations. *

* All illustrations are representative only and do not necessarily correspond exactly to the actual part. "NI" signifies the part is not illustrated.
2. DESCRIPTION - - Describes the part for the related part number.

Abbreviations:

ASSY.	- Assembly	L (100L)	- Link (100 Links)
COMP.	- Complete	A.C	- Alternating Current
R	- Right		
L	- Left	D.C	- Direct Current
STD	- Standard	IN	- Inlet
MM	- Millimeter	EX	- Exhaust
G	- Gram	FR	- Front
T (22T)	- Tooth (22 Teeth)	RR	- Rear
		HEX	- Hexagonal
A	- Amperes	A.M.	- Attaching Mark
V	- Volt	T.M	- Transcript Mark
W	- Watt	C.D I	- Capacitive Discharge Ignition
KPH	- Kilometer Per Hour	WL	- With Labeling
MPH	- Miles Per Hour	WOL	- Without Labeling

Decision for 'R' or 'L'.
'R' or 'L' in the description of a part stands for the Right hand side or the Left hand side which is decided by the forward direction of travel of the vehicle.

3. MODEL APPLICATION — Model application for the various models listed within the catalog. Single model applications will not require this section.

3a. MODEL YEAR GUIDE — A guide to the part application. (prior to 1976 the guide reference is the model designation i.e., K0, K1, etc... For 1976 and above the guide reference is the last digit of the model year i.e., 1976=6; 1977=7; 1985=5 etc...)
4. AREA CODE — Area codes for parts that are unique to a particular area. Area codes are defined in the Serial Number application chart when applicable. This column will not be used in catalogs which do not include unique area codes.
5. SERIAL NUMBER — Applies to Engine or Frame serial numbers depending on the section.

The serial number of the vehicle (frame, engine, carburetor) should be checked prior to ordering parts for a specific unit. In cases where a part has been modified, the serial number of the vehicle bearing the modification is listed in the 'SERIAL NUMBER' column.

The modification parts are controlled by each pertinent serial number below:

Engine serial number — Engine group parts (Block numbers beginning with 'E').

Carburetor identification number — Carburetor component parts.

Frame serial numbers — Frame group parts (Block numbers beginning with 'F'). Serial number application chart and Serial number locations are provided.

Note: Some models may be controlled by one serial number only.

How To Use This Catalog

6. QTY REQ — Quantity required per unit as specified.

A. "N" in place of the quantity indicates AS REQUIRED.

B. "()" or "*" by the quantity required indicates "optional".
7. PART NUMBER — Part number corresponding to the reference numbers and application. Several part numbers may be listed under one (1) reference number. For your convenience the current supersede chain, as of print date, has been listed for you. Supersede chains are subject to change without notice.

MAKE-UP OF PART NUMBERS

All parts are classified into two groups consisting of "GENERAL PARTS" and "STANDARD PARTS". All parts are numbered in accordance with system described below:
8. HONDA CODE — The Honda Code is listed to the right of each Part Number.

A. ADDITIONAL INFORMATION — The table of contents located at the right of each microfiche grid lists sectioned titles in alphabetical order. Some microfiche will require separate tables of contents for the Engine and Frame sections which will be noted in a sub-heading; the introduction section (Row "A") of these microfiche will have the contents of the Engine Section on even number grids and the contents of the Frame Section on odd number grids.

NOTE:

1. The Block No. listed in the upper right hand corner of the Description heading refers to a complete illustration page and it's text, and should not be confused with the GRID NO. when using microfiche.

2. Rear view mirrors are standard equipment on all street legal models.

General Parts

Example: Fork comp. Part No. 51105-GR1-700ZA

Function No. 51

Component No. 105

Parts Classification No. GR1-

Classification No. 700

*Color Code ZA

Standard Parts

Example: 8 x 8 Hex., Bolt Part No. 92000-08018-1A

Function No. 92

Type No. 000

Dimensions -08018-

ISO Standard Designation 1

Chemical Surface Treatment A

* The color code at the end of a General Part's part number indicate the color. However, color codes such as ZA, ZB, ZC onward except ZZ, do not indicate the color directly but refer to the notes "*" in the Description Column of this Parts Catalog Microfiche. If the color description is not indicated in the text, refer to the color table.

Serial Numbers

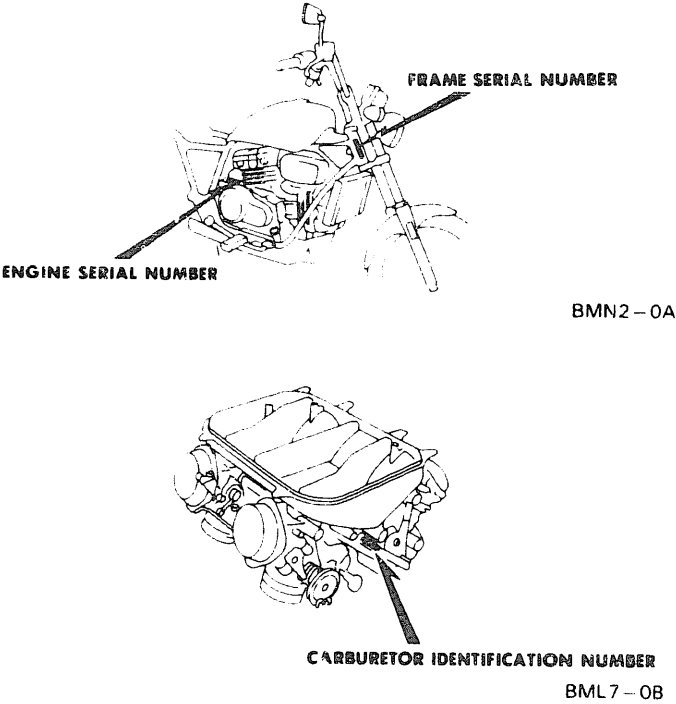
Models and applicable serial numbers
Models and applicable serial Nos. given in this parts catalog can be identified as follows.

Model	Area code	Type	Applicable engine serial No.	Applicable frame serial No.	Applicable carburetor identification No.
MAGNA [VF700C] '87	A	Except California	RC21E- 2300015 To 2304999	RC210 * HM300007 To HM303508	VDECA ☐
				RC210 * HA305001 To HA310415	
MAGNA [VF700C] '87	AC	California	RC21E- 2300020 To 2303889	RC211 * HM300006 To HM300514	VDE7A ☐
				RC211 * HA305003 To HA311015	

* Of carburetor identification numbers, only the portions underlined in the example below are used for registration.

VDECA ☐ KC 7

Location of stamped serial number



Construction of Vehicle Identification Number (V.I.N.)

(Example) W.M.I. J H 2 V.D.S. R C 0 4 0 * B M V.I.S. 2 0 0 0 0 1

W.M.I. World manufacturer identifier
V.D.S. Vehicle descriptor section
V.I.S. Vehicle indicator section

Sequential Production number

Plant representation
A ... OHIO factory in U.S.A
B ... AALST factory in BELGIUM
C ... SAITAMA factory in JAPAN
D ... GUADALAJARA factory in MEXICO
E ... MONTESA factory in SPAIN
F ... ATESSA factory in ITALY
K ... KUMAMOTO factory in JAPAN
M ... HAMAMATSU factory in JAPAN
R ... MANAUS factory in BRAZIL
S ... SUZUKA factory in JAPAN
T ... TOCHIGI factory in JAPAN

Model year
(Example)
B ... 1981 C ... 1982 D ... 1983 ... X ... 1999
<Except I.O.Q.U>

Check digit
This code is used to detect errors in the V.I.N. and consists of a single-digit number (0-9) or a letter "X". It has no direct bearing upon the V.D.S. and V.I.S.

Vehicle description code
(Example) RC040 ... CB750F NC030 ... CB400T
Refer to: SERIAL NUMBERS

Make and Type of vehicle
JH2 ... HONDA, Motorcycle (Manufactured in JAPAN)
1HF ... HONDA, Motorcycle (Manufactured in U.S.A.)
YC1 ... HONDA, Motorcycle (Manufactured in BELGIUM)
9C2 ... HONDA, Motorcycle (Manufactured in BRAZIL)
3H1 ... HONDA, Motorcycle (Manufactured in MEXICO)
VTM ... HONDA, Motorcycle (Manufactured in SPAIN)
ZDC ... HONDA, Motorcycle (Manufactured in ITALY)
JH3 ... HONDA, All terrain vehicle (Manufactured in JAPAN)
478 ... HONDA, All terrain vehicle (Manufactured in U.S.A.)

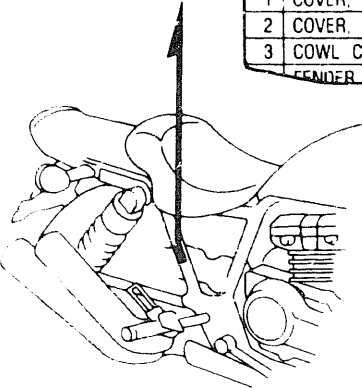
Any change or modification of parts is directly related to the V.D.S. and V.I.S.
A V.I.S. number will appear in the "Serial No." column of the Parts Catalog if a part is changed or modified.

COMMENT:
This example is generic and applies to 1981 and newer vehicles. 1980 models and prior are referred to as "FRAME NUMBERS" and the construction is designed by using the model designation or code followed by a sequential number.

Instructions of Color Label

- Color Label**
- When ordering parts, check the model name, main color and code by observing the color label on the vehicle.
 - When ordering a colored part, use the Color Chart in the INSTRUCTION FOR USE OF PARTS CATALOG.

COLOR LABEL			MODEL		VF700/750CH	
MODEL	VF700/750CH		COLOR		Candy wave blue-U	Candy bourgogne red-U
COLOR	PB-161C-U		CODE		PB-161C-U	R-107C-U
CODE	PB161					Serial num
HONDA			No	Name of colored parts	Basic part No.	From
			1	COVER, L. SIDE	83700-MN0-000	ZA
			2	COVER, R. SIDE	83600-MN0-000	ZA
			3	COWL COMP., RR	77200-MN0-000	ZA
				FENDER COMP., FR	61100-MN0-000	ZA



BMN2 - 03

Color Tables

- Color Application Chart**
- When ordering a part of a particular color or type, refer to the chart below for the model color and color label application.
 - (WL) = Stripes and labels other than caution labels are included in parts whose part name end in (WL).
 - (WOL) = Stripes and labels are not included in parts whose part name end in (WOL).

MAGNA VF700C '87 A RC210*HM300007 To HM303508 • RC210*HA305001 To HA310415
MAGNA VF700C '87 AC RC211*HM300006 To HM300514 • RC211*HA305003 To HA311015


MODEL			VF700/750CH			
COLOR			Candy wave blue-U	Candy bourgogne red-U	Serial number	
CODE			PB-161C-U	R-107C-U	From	To
No.	Name of colored parts	Basic part No.	PB161	R107	From	To
1	COVER, L. SIDE	83700-MN0-000	ZA	ZB		
2	COVER, R. SIDE	83600-MN0-000	ZA	ZB		
3	COWL COMP., RR	77200-MN0-000	ZA	ZB		
4	FENDER COMP., FR	61100-MN0-000	ZA	ZB		
5	MARK, DRIVE CAUTION	87560-ME9-670	ZA	ZA		
6	MARK, L. FUEL TANK	17532-MN0-300	ZA	ZB		
7	MARK, R. FUEL TANK	17531-MN0-300	ZA	ZB		
8	TANK SET, FUEL	17520-MN0-000	ZA	ZB		A
9	TANK SET, FUEL	17520-MN0-680	ZA	ZB		AC

Manuals

DESCRIPTION	PART NUMBER	HONDA CODE
SERVICE MANUAL, VF700C'87	61MN000	2459881
OWNER'S MANUAL, VF700C'87	31MN0600	2459451

Memo

Model ID Photo



VF700C'87 MAGNA

Specifications

SECTION/SUBJECT	VF700C'87
ENGINE	
Cylinder	V4-cylinder
Strokes	4-Stroke
Cooling	Water Cooled
Camshaft	DOHC
Valves per cylinder	4
Displacement	699cc
Lubrication system	Wet Sump
Carburetor	32mm(4)
Main jet	≒ 105(Carb2&4) ≒ 108(Carb1&3)
Slow jet	≒ 35
TRANSMISSION	
Transmission type	Constant Mesh
Transmission speeds	6-Speed
Clutch	Wet Multi-Plate
Shift pattern	1-N-2-3-4-5-6
CHASSIS	
Fuel tank capacity (Std)	3.4gal
Fuel tank capacity (Res)	0.7gal
Air filter type	Paper
Front Brake	Single Disc
Rear Brake	Leading-Trailing
Front tire	100/90 H19
Tire pressure	33PSI
Rear tire	150/80-15 70H
Tire pressure	33PSI
SERVICE/TUNING	
Valve clearance:	
Intake	0.15mm (0.006")
Exhaust	0.15mm (0.006")
Ignition type	Full Transistor
Spark plug gap	0.8-0.9mm (0.031-0.035")
LUBRICATION	
Recommended fuel	86+ Octane
Engine oil - Pro Honda:	
GN4 10W40	08C35-A141M01
GN4 20W50	08C35-A251M01
Engine oil capacity:	
After draining	3.1qt
After reassembly	3.2qt
Coolant type	08C50-C321S01
Coolant ratio	50/50
Capacity	3.0qt
Fork oil:	
Pro Honda (5W SS-7)	08208-0005
Pro Honda (10W SS-8)	08208-0010

Bulk Hose

BULK HOSE CROSS REFERENCE CHART

To convert a cut hose part number to the equivalent of roll hose simply match the two part numbers using the following chart, cutting the required length indicated by the cut hose part number.

FUEL HOSE		VACUUM HOSE	
CURRENT CATALOG LISTING	BULK HOSE PART NUMBER	CURRENT CATALOG LISTING	BULK HOSE PART NUMBER
95001-35	95001-35003-20M	95005-35	95005-35008
95001-35	95001-35003-40M	95005-35	95005-35008
95001-45	95001-45003-20M	95005-45	95005-45008-10M
95001-45	95001-45008-40M	95005-45	95005-45008-10M
95001-55	95001-55008-20M	95005-50	95005-50003-30M
95001-55	95001-55008-40M	95005-55	95005-55003-20M
95001-75	95001-75008-40M	95005-70	95005-70003-30M
		95005-75	95005-75003-10M
		95005-75	95005-75003-10M
		95005-80	95005-80008-10M
		95005-80	95005-80008-10M
		95005-80	95005-80008-10M
		95005-12	95005-12003-10M

ORDERING INFORMATION

FUEL HOSE

PART NUMBER	H/C	INSIDE DIAMETER	ROLL LENGTH
95001-35003-20M	2380533	3.5 mm	3M (9.9ft)
95001-35003-40M	2380541	3.5 mm	3M (9.9ft)
95001-45003-20M	2380558	4.5 mm	3M (9.9ft)
95001-45008-30M	2324986	4.5 mm	8M (26.4ft)
95001-55008-20M	2386134	5.3 mm	8M (26.4ft)
95001-55008-30M	2385896	5.3 mm	8M (26.4ft)
95001-75003-20M	2385094	7.5 mm	3M (9.9ft)
95001-75003-30M	2385904	7.5 mm	3M (9.9ft)

VACUUM HOSE

PART NUMBER	H/C	INSIDE DIAMETER	ROLL LENGTH
95005-35008-10M	2325058	3.5 mm	8M (26.4ft)
95005-45008-10M	2325082	4.5 mm	8M (26.4ft)
95005-50003-30M	2380608	5.0 mm	3M (9.9ft)
95005-55008-10M	2386886	5.5 mm	8M (26.4ft)
95005-65003-20M	2380624	6.5 mm	3M (9.9ft)
95005-75003-10M	2380640	7.3 mm	3M (9.9ft)
95005-80008-10M	2325108	8.0 mm	8M (26.4ft)
95005-12003-10M	2380657	12.0 mm	3M (9.9ft)
95005-14003-20M	2380665	14.0 mm	3M (9.9ft)

CAUTION: Damage to vacuum hose will result from contact with fuel. Do not use vacuum hose in place of fuel hose.

Bulk Hose

CONSTRUCTION OF FUEL AND VACUUM HOSE PART NUMBER

Part Number
(Example)

9 5 0 0 1 - 7 5 0 0 8 - 4 0 M

Roll Hose

All Roll hose Part Numbers have an "M" in this position

Appearance Code Key

For Type 1 ONLY Fuel:

2: Red, braided exterior

4: Gray with red stripe, smooth exterior

For Type 5 ONLY Vacuum:

1: Dark gray, smooth exterior

2: Dark gray, smooth exterior

3: Black, smooth exterior

Length

Cut Hose = length is in millimeters (mm)

Bulk Hose = length is in meters (M)

Inside Diameter Code

12 = 12.0mm

35 = 3.5mm

45 = 4.5mm

50 = 5.0mm

55 = 5.3mm or 5.5mm

70 = 7.0mm

75 = 7.3mm or 7.5mm

80 = 8.0mm

Type Code Key

1 = Fuel Hose

5 = Vacuum Hose

CAUTION: Damage to vacuum hose will result from contact with fuel. Do not use vacuum hose in place of fuel hose.

COMMONLY REQUIRED REPLACEMENT PARTS

VF700C'87		AREA CODE	SERIAL NUMBER FROM TO	QTY REQ	PART NUMBER	HONDA CODE
Ref. No.	DESCRIPTION					
	BATTERY, (12V12)		-----	1	35100-MN2-673	2946721
	BATTERY, (12V12)		-----	1	31500-460-677	1550623
	BATTERY, (12V12)		-----	1	31500-413-942	2492197
	BATTERY, (12V12)		-----	1	31500-413-722	2463727
	BATTERY, (12V12)		-----	1	31500-MN2-672	2779858
	BULB, HEADLIGHT (H4 JA12V60/55W)		-----	1	34901-MC7-601	1288612
	BULB, TAILLIGHT (12V27/7W 2057HD)		-----	2	34906-MG9-771	1700301
	BULB, TURN SIGNAL (12V23/8W) (STANLEY)		-----	2	34905-425-671	0824326
	BULB, TURN SIGNAL (12V 23W)		-----	2	34905-268-671	0145318
	DISK, CLUTCH FRICTION		-----	6	22201-MN5-000	3143401
	DISK, CLUTCH FRICTION		-----	6	22201-MB0-003	1242551
	FILTER, OIL		-----	1	15410-MJ0-004	3481355
	FILTER, OIL		-----	1	15410-MJ0-003	1689611
	FUSE, BLADE (10A)		-----	7	98200-31000	1644228
	FUSE, BLADE (15A)		-----	2	98200-31500	1644244
	FUSE, BLADE (30A)		-----	2	98200-33000	1644251
	GASKET SET		-----	4	16010-MN0-004	2536530
	GASKET SET		-----	4	16010-MN2-631	3378197
	GASKET, EX. PIPE		-----	4	18291-MN5-650	3246535
	GASKET, EX. PIPE		-----	4	18291-MN5-650	3246535
	HANDLEBAR		-----	1	53100-MN0-000	2527588
	HEADLIGHT UNIT		-----	1	33120-MK7-671	2314664
	KEY, BLANK (TYPE 1)		-----	(1)	35121-KW3-771	3029840
	KEY, BLANK (TYPE 1)		-----	(1)	35121-MA6-811	1246750
	KEY, BLANK (TYPE 2)		-----	(1)	35122-MA6-811	1246768
	KEY, BLANK (TYPE 2)		-----	(1)	35122-KW3-771	3029857
	LENS, TAILLIGHT		-----	1	33702-MN0-003	2526135
	MIRROR, L. BACK		-----	1	88120-MN0-003	2528420
	MIRROR, R. BACK		-----	1	88110-MN0-003	2528412
	PLUG, SPARK (DPR7FA-9 NGK)		-----	(2)	98069-57916	1103076

COMMONLY REQUIRED REPLACEMENT PARTS

VF700C'87		AREA CODE			QTY REQ		
Ref. No.	DESCRIPTION		SERIAL NUMBER			PART NUMBER	HONDA CODE
			FROM	TO			
	PLUG, SPARK (DPR7EA-9 NGK)		-----	-----	(2)	98069-57916	1103076
	PLUG, SPARK (DPR8EA-9 NGK)		-----	-----	2	98069-58916	1103084
	PLUG, SPARK (DPR8EA-9 NGK)		-----	-----	2	98069-58916	1103084
	PLUG, SPARK (DPR9EA-9 NGK)		-----	-----	(2)	98069-59916	1103092
	PLUG, SPARK (DPR9EA-9 NGK)		-----	-----	(2)	98069-59916	1103092
	PLUG, SPARK (X22EPR-U9 ND)		-----	-----	(2)	98069-57926	1096817
	PLUG, SPARK (X22EPR-U9 ND)		-----	-----	(2)	98069-57926	1096817
	PLUG, SPARK (X24EPR-U9 ND)		-----	-----	2	98069-58926	1096825
	PLUG, SPARK (X24EPR-U9 ND)		-----	-----	2	98069-58926	1096825
	PLUG, SPARK (X27EPR-U9 ND)		-----	-----	(2)	98069-59926	1096833
	PLUG, SPARK (X27EPR-U9 ND)		-----	-----	(2)	98069-59926	1096833

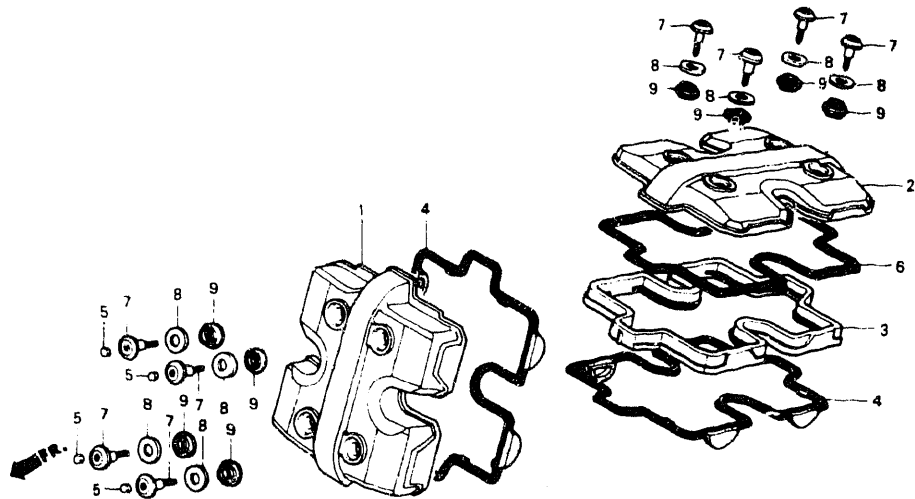
CONTENTS BY PAGE NO. SEQUENCE

PAGE TITLE	PAGE	GRID	PAGE TITLE	PAGE	GRID
CYLINDER HEAD COVER	2	B1			
FRONT CYLINDER HEAD	3	B1			
REAR CYLINDER HEAD	6	B3			
CAMSHAFT	8	B4			
CAM CHAIN	10	B5			
RIGHT CRANKCASE COVER	12	B6			
CLUTCH	14	B7			
PULSE GENERATOR	16	B8			
ALTERNATOR	18	B9			
WATER PUMP	20	B10			
STARTING MOTOR	22	B11			
OIL PAN	23	B11			
CYLINDER BLOCK	26	C1			
CRANKSHAFT	30	C3			
TRANSMISSION	36	C6			
GEARSHIFT DRUM	38	C7			
WATER PIPE	40	C8			
CROSS SHAFT	42	C9			
CARBURETOR (ASSY.)	44	C10			
CARBURETOR (COMPONENTS)	47	C11			
AIR SUCTION VALVE	49	C12			
GASKET KIT A	52	D2			
GASKET KIT B	53	D2			
HEADLIGHT	56	E1			
SPEEDOMETER • TACHOMETER	58	E2			
SWITCH	60	E3			
FR. BRAKE MASTER CYLINDER	62	E4			
CLUTCH MASTER CYLINDER	64	E5			
HANDLEBAR	66	E6			
STEERING STEM	67	E6			
FRONT FENDER	68	E7			
FRONT FORK	69	E7			
FRONT BRAKE CALIPER	71	E8			
FRONT WHEEL	73	E9			
REAR BRAKE PANEL	75	E10			
REAR WHEEL	77	E11			
FINAL DRIVEN GEAR	79	E12			
FUEL TANK	84	F3			
SEAT	87	F4			
SIDE COVER	88	F5			
BATTERY	89	F5			
AIR CLEANER	92	F7			
EXHAUST MUFFLER	94	F8			
PEDAL	96	F9			
STEP	98	F10			
SWINGARM-Y-	100	F11			
SHOCK ABSORBER	102	F12			
REAR FENDER	104	G1			
TURN SIGNAL	106	G2			
TAILLIGHT	108	G3			
WIRE HARNESS	110	G4			
RADIATOR	112	G5			
FRAME	116	G7			
TOOLS	120	G9			
CANISTER	122	G10			

CONTENTS IN ALPHABETICAL ORDER

PAGE TITLE	PAGE	GRID	PAGE TITLE	PAGE	GRID
AIR CLEANER	92	F7			
AIR SUCTION VALVE	49	C12			
ALTERNATOR	18	B9			
BATTERY	89	F5			
BRAKE CALIPER, FR.	71	E8			
BRAKE PANEL, RR.	75	E10			
CAM CHAIN	10	B5			
CAMSHAFT	8	B4			
CANISTER	122	G10			
CARBURETOR (ASSY.)	44	C10			
CARBURETOR (COMPONENTS)	47	C11			
CLUTCH	14	B7			
CLUTCH MASTER CYLINDER	64	E5			
CRANKCASE COVER, R.	12	B6			
CRANKSHAFT	30	C3			
CROSS SHAFT	42	C9			
CYLINDER BLOCK	26	C1			
CYLINDER HEAD COVER	2	B1			
CYLINDER HEAD, FR.	3	B1			
CYLINDER HEAD, RR.	6	B3			
EXHAUST MUFFLER	94	F8			
FENDER, FR.	68	E7			
FENDER, RR.	104	G1			
FINAL DRIVEN GEAR	79	E12			
FORK, FR.	69	E7			
FR. BRAKE MASTER CYLINDER	62	E4			
FRAME	116	G7			
FUEL TANK	84	F3			
GASKET KIT A	52	D2			
GASKET KIT B	53	D2			
GEARSHIFT DRUM	38	C7			
HANDLEBAR	66	E6			
HEADLIGHT	56	E1			
OIL PAN	23	B11			
PEDAL	96	F9			
PULSE GENERATOR	16	B8			
RADIATOR	112	G5			
SEAT	87	F4			
SHOCK ABSORBER	102	F12			
SIDE COVER	88	F5			
SPEEDOMETER	58	E2			
STARTING MOTOR	22	B11			
STEERING STEM	67	E6			
STEP	98	F10			
SWINGARM Y-	100	F11			
SWITCH	60	E3			
TACHOMETER	58	E2			
TAILLIGHT	108	G3			
TOOLS	120	G9			
TRANSMISSION	36	C6			
TURN SIGNAL	106	G2			
WATER PIPE	40	C8			
WATER PUMP	20	B10			
WHEEL, FR.	73	E9			
WHEEL, RR.	77	E11			
WIRE HARNESS	110	G4			

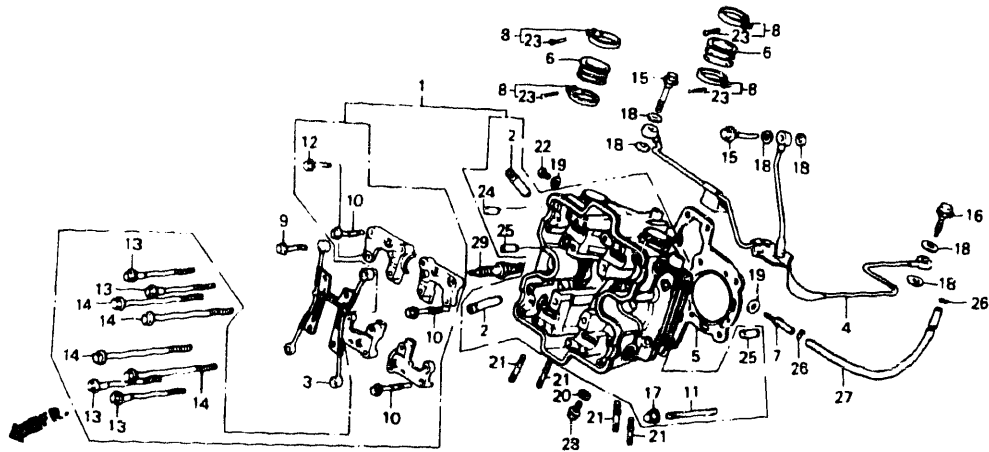
CYLINDER HEAD COVER



BMN21A

VF700C'87			A R E A C O D E	E N G I N E S E R I A L N U M B E R	Q T Y R E Q	P A R T N U M B E R	H O N D A C O D E
Ref. No.	BLOCK NO.	E-1					
DESCRIPTION							
1	COVER A, CYLINDER HEAD		----	----	1	12311-MN0-000	2523868
2	COVER B, CYLINDER HEAD		----	----	1	12321-MN0-000	2523876
3	BASE, HEAD COVER		----	----	1	12341-MK3-770	2257285
4	GASKET, HEAD COVER		----	----	2	12391-MB6-680	2067809
5	PLUG, HEX., 6MM		----	----	4	12392-MJ0-000	1734151
6	GASKET B, CYLINDER HEAD COVER		----	----	1	12392-MK3-770	2257293
7	BOLT, SPECIAL, 6X29		----	----	8	90017-MB0-000	1243427
8	WASHER, MOUNTING RUBBER		----	----	8	90541-MB0-000	1243690
9	RUBBER, MOUNTING		----	----	8	90542-MB0-000	1243708

FRONT CYLINDER HEAD



BMN01

VF700C'87			A R E A C O D E	ENGINE SERIAL NUMBER	Q T Y R E Q	PART NUMBER	HONDA CODE
Ref. No.	BLOCK NO. DESCRIPTION	E-2					
1	HEAD ASSY., FR. CYLINDER	A	-----	-----	1	12010-MN0-000	2523801
	HEAD ASSY., FR. CYLINDER	AC	-----	-----	1	12010-MN0-680	2523819
2	GUIDE, EX. VALVE		-----	-----	8	12204-MB0-405	1390087
	GUIDE, VALVE (O.S.)		-----	-----	8	12204-MS2-305	3371465
3	PIPE A, OIL PATH		-----	-----	1	12230-MB0-010	2016863
4	PIPE B, OIL PATH		-----	-----	1	12240-MN0-000	2523843
5	GASKET, CYLINDER HEAD		-----	-----	1	12251-MN0-000	2523850
6	INSULATOR, CARBURETOR		-----	-----	2	16211-MB0-000	1242106
7	JOINT, BOOST		-----	-----	1	16214-MB0-000	1244193
8	BAND, INSULATOR		-----	-----	4	16219-MB0-770	1312701
	BAND, INSULATOR		-----	-----	4	16223-KS5-000	3355138
9	BOLT, FLANGE, 6X52		-----	-----	4	90001-MB0-000	1243336
10	BOLT, FLANGE, 6X62		-----	-----	4	90003-MB6-680	2072544
11	BOLT, STUD, 9X99		-----	-----	4	90005-MB6-680	2072551
12	BOLT, FLANGE, 6X40		-----	-----	4	90008-GE0-710	2072569
13	BOLT, UBS, 8X151		-----	-----	4	90012-KE8-000	1768266

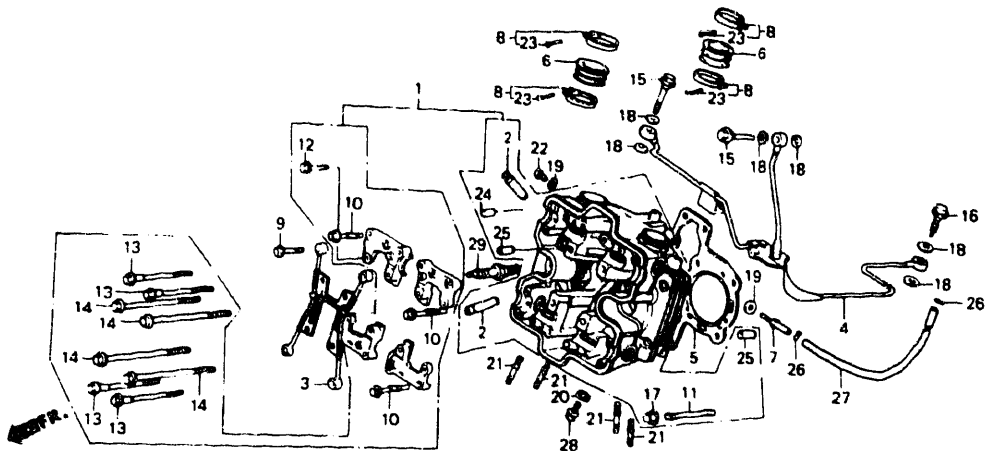
CONTENTS

TITLE	PAGE	GRID
AIR CLEANER	92	F7
AIR SUCTION VALVE	49	C12
ALTERNATOR	18	B9
BATTERY	89	F5
BRAKE CALIPER, FR.	71	E8
BRAKE PANEL, RR.	75	E10
CAM CHAIN	10	B5
CAMSHAFT	8	B4
CANISTER	122	G10
CARBURETOR (ASSY.)	44	C10
CARBURETOR		
(COMPONENTS)	47	C11
CLUTCH	14	B7
CLUTCH MASTER CYLINDER	64	E5
CRANKCASE COVER, R.	12	B6
CRANKSHAFT	30	C3
CROSS SHAFT	42	C9
CYLINDER BLOCK	26	C1
CYLINDER HEAD COVER	2	B1
CYLINDER HEAD, FR.	3	B1
CYLINDER HEAD, RR.	6	B3
EXHAUST MUFFLER	94	F8
FENDER, FR.	68	E7
FENDER, RR.	104	G1
FINAL DRIVEN GEAR	79	E12
FORK, FR.	69	E7
FR. BRAKE MASTER		
CYLINDER	62	E4
FRAME	116	G7
FUEL TANK	84	F3
GASKET KIT A	52	D2
GASKET KIT B	53	D2
GEARSHIFT DRUM	38	C7
HANDLEBAR	66	E6
HEADLIGHT	56	E1
OIL PAN	23	B11
PEDAL	96	F9
PULSE GENERATOR	16	B8
RADIATOR	112	G5
SEAT	87	F4
SHOCK ABSORBER	102	F12
SIDE COVER	88	F5
SPEEDOMETER	58	E2
STARTING MOTOR	22	B11
STEERING STEM	67	E6
STEP	98	F10
SWINGARM Y-	100	F11
SWITCH	60	E3
TACHOMETER	58	E2
TAILLIGHT	108	G3
TOOLS	120	G9
TRANSMISSION	36	C6
TURN SIGNAL	106	G2
WATER PIPE	40	C8
WATER PUMP	20	B10
WHEEL, FR.	73	E9
WHEEL, RR.	77	E11
WIRE HARNESS	110	G4

VF700C'87 ENGINE NO.; RC21E-2300015 TO 2304999
VF700C'87 FRAME NO.; RC210-HM300007 TO HM303508
VF700C'87 ENGINE NO.; RC21E-2300020 TO 2303889
VF700C'87 FRAME NO.; RC210-HA305001 TO HA310415

VF700C'87 ENGINE NO.; RC21E-2300015 TO 2304999
VF700C'87 FRAME NO.; RC211-HM300006 TO HM300514
VF700C'87 ENGINE NO.; RC21E-2300020 TO 2303889
VF700C'87 FRAME NO.; RC211-HA305003 TO HA311015

FRONT CYLINDER HEAD



BMN01

VF700C'87		A R E A C O D E	E N G I N E S E R I A L N U M B E R	Q T Y R E Q	P A R T N U M B E R	H O N D A C O D E
Ref. No.	BLOCK NO. DESCRIPTION					
			FROM	TO		
14	BOLT, UBS, 9X175		-----	-----	4	90012-MB6-003 1750231
15	BOLT, OIL		-----	-----	2	90025-MB0-771 1316975
16	BOLT, OIL CONTROL		-----	-----	1	90045-MB2-000 1539014
17	NUT, CAP, 9MM		-----	-----	4	90232-MB6-680 2072841
18	WASHER, SEALING, 10MM		-----	-----	6	90443-MB0-000 2072924
19	WASHER, THRUST, 5MM		-----	-----	2	90452-323-000 0255224
20	WASHER, SEALING, 6.5MM		-----	-----	1	90463-ML7-000 2408680
21	BOLT 2, STUD, 6X32		-----	-----	4	92900-06032-0E 2532687
22	SCREW, PAN, 5X8		-----	-----	1	93500-05008-0A 0145540
23	SCREW, PAN, 5X28		-----	-----	4	93500-05028-0G 0923821
24	PIN A, DOWEL, 8X14		-----	-----	4	94301-08140 0069310
25	PIN A, DOWEL, 12X20		-----	-----	6	94301-12200 0165324
26	CLIP, TUBE, B7	A	-----	-----	2	95002-02070 0250639
27	TUBE, 3.5X200 (BULK HOSE: 95005-35008-10M)	A	-----	-----	1	95005-35200-2A 2529022
28	BOLT, FLANGE, 6X12		-----	-----	1	95700-06012-00 0487025

VF700C'87 ENGINE NO.; RC21E-2300015 TO 2304999
VF700C'87 FRAME NO.; RC210-HM300007 TO HM303508
VF700C'87 ENGINE NO.; RC21E-2300020 TO 2303889
VF700C'87 FRAME NO.; RC210-HA305001 TO HA310415

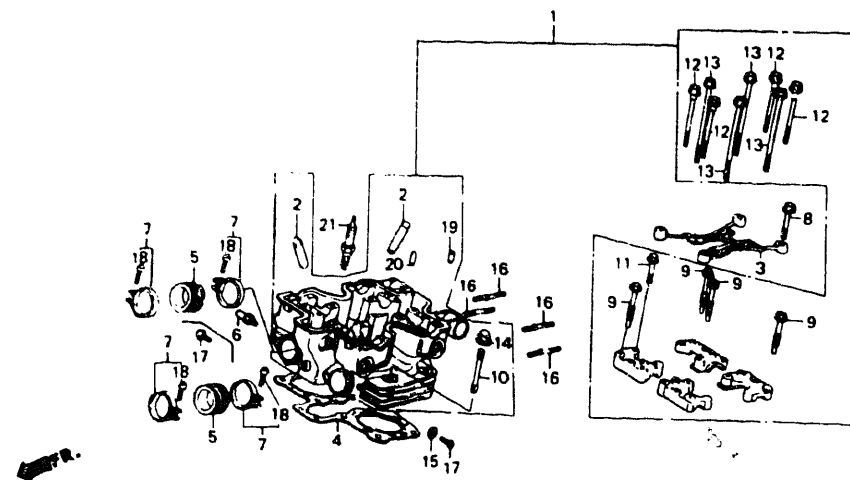
VF700C'87 ENGINE NO.; RC21E-2300015 TO 2304999
VF700C'87 FRAME NO.; RC211-HM300006 TO HM300514
VF700C'87 ENGINE NO.; RC21E-2300020 TO 2303889
VF700C'87 FRAME NO.; RC211-HA305003 TO HA311015

VF700C'87		A R E A C O D E	E N G I N E S E R I A L N U M B E R	Q T Y R E Q	P A R T N U M B E R	H O N D A C O D E
Ref. No.	BLOCK NO. DESCRIPTION					
			FROM	TO		
28	BOLT, FLANGE, 6X12		-----	-----	1	95701-06012-00 2105799
29	PLUG, SPARK (DPR7EA-9 NGK)		-----	-----	(2)	98069-57916 1103076
	PLUG, SPARK (X22EPR-U9 ND)		-----	-----	(2)	98069-57926 1096817
	PLUG, SPARK (DPR8EA-9 NGK)		-----	-----	2	98069-58916 1103084
	PLUG, SPARK (X24EPR-U9 ND)		-----	-----	2	98069-58926 1096825
	PLUG, SPARK (DPR9EA-9 NGK)		-----	-----	(2)	98069-59916 1103092
	PLUG, SPARK (X27EPR-U9 ND)		-----	-----	(2)	98069-59926 1096833

CONTENTS

TITLE	PAGE	GRID
AIR CLEANER	92	F7
AIR SUCTION VALVE	49	C12
ALTERNATOR	18	B9
BATTERY	89	F5
BRAKE CALIPER, FR.	71	E8
BRAKE PANEL, RR.	77	E10
CAM CHAIN	10	B5
CAMSHAFT	8	B4
CANISTER	122	G10
CARBURETOR (ASSY.)	44	C10
CARBURETOR (COMPONENTS)	47	C11
CLUTCH	14	B7
CLUTCH MASTER CYLINDER	64	E5
CRANKCASE COVER, R.	12	B6
CRANKSHAFT	30	C3
CROSS SHAFT	42	C9
CYLINDER BLOCK	26	C1
CYLINDER HEAD COVER	2	B1
CYLINDER HEAD, FR.	3	B1
CYLINDER HEAD, RR.	6	B3
EXHAUST MUFFLER	94	F8
FENDER, FR.	68	E7
FENDER, RR.	104	G1
FINAL DRIVEN GEAR	79	E12
FORK, FR.	69	E7
FR. BRAKE MASTER CYLINDER	62	E4
FRAME	116	G7
FUEL TANK	84	F3
GASKET KIT A	52	D2
GASKET KIT B	53	D2
GEARSHIFT DRUM	38	C7
HANDLEBAR	66	E6
HEADLIGHT	56	E1
OIL PAN	23	B11
PEDAL	96	F9
PULSE GENERATOR	16	B8
RADIATOR	112	G5
SEAT	87	F4
SHOCK ABSORBER	102	F12
SIDE COVER	88	F5
SPEED METER	58	E2
STARTING MOTOR	22	B11
STEERING STEM	67	E6
STEP	98	F10
SWINGARM Y-	100	F11
SWITCH	60	E3
TACHOMETER	58	E2
TAILLIGHT	108	G3
TOOLS	120	G9
TRANSMISSION	36	C6
TURN SIGNAL	106	G2
WATER PIPE	40	C8
WATER PUMP	20	B10
WHEEL, FR.	73	E9
WHEEL, RR.	77	E11
WIRE HARNESS	110	G4

REAR CYLINDER HEAD



BMN02A

VF700C'87		AREA CODE	ENGINE SERIAL NUMBER		QTY REQ	PART NUMBER	HONDA CODE
Ref. No.	BLOCK NO. DESCRIPTION		FROM	TO			
1	HEAD ASSY., RR. CYLINDER	A	-----	-----	1	12020-MN0-000	2523827
	HEAD ASSY., RR. CYLINDER	AC	-----	-----	1	12020-MN0-680	2523835
2	GUIDE, EX. VALVE	AC	-----	-----	8	12204-MB0-405	1390087
	GUIDE, VALVE (O.S.)		-----	-----	8	12204-MS2-305	3371465
3	PIPE A, OIL PATH		-----	-----	1	12230-MB0-010	2016863
4	GASKET, CYLINDER HEAD		-----	-----	1	12251-MN0-000	2523850
5	INSULATOR, CARBURETOR		-----	-----	2	16211-MB0-000	1242106
6	JOINT, BOOST		-----	-----	1	16214-MB0-000	1244193
7	BAND, INSULATOR		-----	-----	4	16219-MB0-770	1312701
	BAND, INSULATOR		-----	-----	4	16223-KS5-000	3355138
8	BOLT, FLANGE, 6X52		-----	-----	4	90001-MB0-000	1243336
9	BOLT, FLANGE, 6X62		-----	-----	4	90003-MB6-680	2072544
10	BOLT, STUD, 9X99		-----	-----	4	90005-MB6-680	2072551
11	BOLT, FLANGE, 6X40		-----	-----	4	90008-GE0-710	2072569
12	BOLT, UBS, 8X151		-----	-----	4	90012-KE8-000	1768266
13	BOLT, UBS, 9X175		-----	-----	4	90012-MB6-003	1750231

VF700C'87		AREA CODE	ENGINE SERIAL NUMBER		QTY REQ	PART NUMBER	HONDA CODE
Ref. No.	BLOCK NO. DESCRIPTION		FROM	TO			
14	NUT, CAP, 9MM	A AC	-----	-----	4	90232-MB6-680	2072841
15	WASHER, THRUST, 5MM		-----	-----	2	90452-323-000	0255224
16	BOLT 2, STUD, 6X32		-----	-----	4	92900-06032-0E	2532687
17	SCREW, PAN, 5X8		-----	-----	2	93500-05008-0A	0145540
			-----	-----	1	93500-05008-0A	0145540
18	SCREW, PAN, 5X28		-----	-----	4	93500-05028-0G	0923821
19	PIN A, DOWEL, 8X14		-----	-----	4	94301-08140	0069310
20	PIN A, DOWEL, 12X20		-----	-----	6	94301-12200	0165324
21	PLUG, SPARK (DPR7EA-9 NGK)		-----	-----	(2)	98069-57916	1103076
	PLUG, SPARK (X22EPR-U9 ND)		-----	-----	(2)	98069-57926	1096817
	PLUG, SPARK (DPR8EA-9 NGK)		-----	-----	2	98069-58916	1103084
	PLUG, SPARK (X24EPR-U9 ND)		-----	-----	2	98069-58926	1096825
	PLUG, SPARK (DPR9EA-9 NGK)		-----	-----	(2)	98069-59916	1103092
	PLUG, SPARK (X27EPR-U9 ND)		-----	-----	(2)	98069-59926	1096833

CONTENTS

TITLE	PAGE	GRID
AIR CLEANER	92	F7
AIR SUCTION VALVE	49	C12
ALTERNATOR	18	B9
BATTERY	89	F5
BRAKE CALIPER, FR.	71	E8
BRAKE PANEL, RR.	75	E10
CAM CHAIN	10	B5
CAMSHAFT	8	B4
CANISTER	122	G10
CARBURETOR (ASSY.)	44	C10
CARBURETOR (COMPONENTS)	47	C11
CLUTCH	14	B7
CLUTCH MASTER CYLINDER	64	E5
CRANKCASE COVER, R.	12	B6
CRANKSHAFT	30	C3
CROSS SHAFT	42	C9
CYLINDER BLOCK	26	C1
CYLINDER HEAD COVER	2	B1
CYLINDER HEAD, FR.	3	B1
CYLINDER HEAD, RR.	6	B3
EXHAUST MUFFLER	94	F8
FENDER, FR.	68	E7
FENDER, RR.	104	G1
FINAL DRIVEN GEAR	79	E12
FORK, FR.	69	E7
FR. BRAKE MASTER CYLINDER	62	E4
FRAME	116	G7
FUEL TANK	84	F3
GASKET KIT A	52	D2
GASKET KIT B	53	D2
GEARSHIFT DRUM	38	C7
HANDLEBAR	66	E6
HEADLIGHT	56	E1
OIL PAN	23	B11
PEDAL	96	F9
PULSE GENERATOR	16	B8
RADIATOR	112	G5
SEAT	87	F4
SHOCK ABSORBER	102	F12
SIDE COVER	88	F5
SPEEDOMETER	58	E2
STARTING MOTOR	22	B11
STEERING STEM	67	E6
STEP	98	F10
SWINGARM Y-SWITCH	100	F11
TACHOMETER	58	E2
TAILLIGHT	108	G3
TOOLS	120	G9
TRANSMISSION	36	C6
TURN SIGNAL	106	G2
WATER PIPE	40	C8
WATER PUMP	20	B10
WHEEL, FR.	73	E9
WHEEL, RR.	77	E11
WIRE HARNESS	110	G4

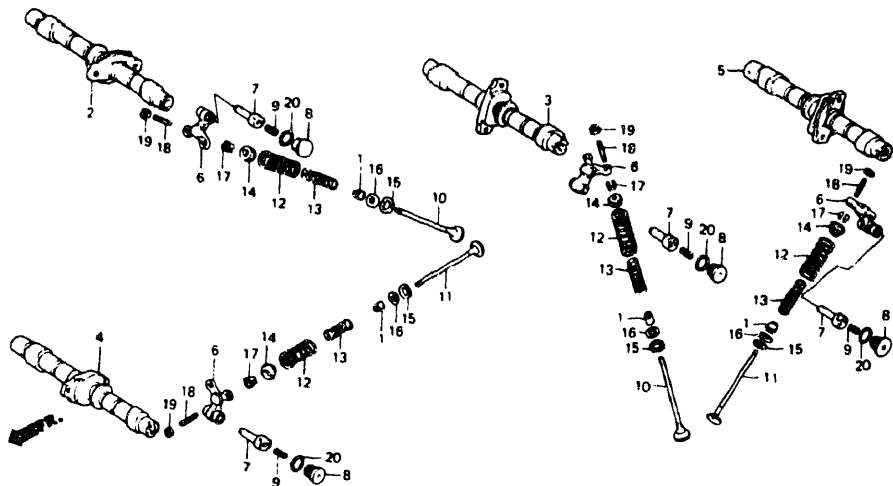
GRID

B3

VF700C'87 ENGINE NO.; RC21E-2300015 TO 2304999
VF700C'87 FRAME NO.; RC210-HM300007 TO HM303508
VF700C'87 ENGINE NO.; RC21E-2300020 TO 2303889
VF700C'87 FRAME NO.; RC210-HA305001 TO HA310415

VF700C'87 ENGINE NO.; RC21E-2300015 TO 2304999
VF700C'87 FRAME NO.; RC211-HM300006 TO HM300514
VF700C'87 ENGINE NO.; RC21E-2300020 TO 2303889
VF700C'87 FRAME NO.; RC211-HA305003 TO HA311015

CAMSHAFT



BMN250

VF700C'87		AREA CODE	ENGINE SERIAL NUMBER	QTY REQ	PART NUMBER	HONDA CODE
Ref. No.	BLOCK NO. DESCRIPTION					
			FROM TO			
1	SEAL, VALVE STEM		-----	16	12209-422-005	0688887
2	CAMSHAFT COMP., FR. IN.		-----	1	14111-MN0-000	2524270
3	CAMSHAFT COMP., RR. IN.		-----	1	14121-MN0-000	2524288
4	CAMSHAFT COMP., FR. EX.		-----	1	14131-MN0-000	2524296
5	CAMSHAFT COMP., RR. EX.		-----	1	14141-MN0-000	2524304
6	ARM, VALVE ROCKER		-----	8	14611-MN0-000	2524379
7	SHAFT, VALVE ROCKER ARM		-----	8	14631-MB6-680	2068120
8	CAP, ROCKER ARM SHAFT		-----	8	14641-MF2-711	2068138
9	SPRING, ROCKER ARM ASSIST		-----	8	14644-MF2-710	2068146
10	VALVE, IN.		-----	8	14711-MN0-000	2524387
11	VALVE, EX.		-----	8	14721-MB2-000	1426949
12	SPRING, VALVE OUTER		-----	16	14751-MB1-871	1724293
13	SPRING, VALVE INNER		-----	16	14761-MB1-871	1724301
14	RETAINER, SPRING		-----	16	14771-MB6-000	1741347
15	SEAT, VALVE SPRING OUTER		-----	16	14775-422-000	0689018
16	SEAT, VALVE SPRING INNER		-----	16	14776-MB0-770	1289420

VF700C'87

Ref. No.	BLOCK NO. DESCRIPTION	E-3	AREA CODE	ENGINE SERIAL NUMBER		QTY REQ	PART NUMBER	HONDA CODE
				FROM	TO			
17	COTTER, VALVE			-----	-----	32	14781-MB4-000	1416932
18	SCREW, TAPPET ADJUSTING			-----	-----	16	90002-MB1-870	1724319
19	NUT, TAPPET ADJUSTING			-----	-----	16	90206-590-000	0347815
20	O-RING, 19.8X1.9 (ARAI)			-----	-----	8	91308-PA9-003	0897074

CONTENTS

TITLE	PAGE	GRID
AIR CLEANER	92	F7
AIR SUCTION VALVE	49	C12
ALTERNATOR	18	B9
BATTERY	89	F5
BRAKE CALIPER, FR.	71	E8
BRAKE PANEL, RR.	75	E10
CAM CHAIN	10	B5
CAMSHAFT	8	B4
CANISTER	122	G10
CARBURETOR (ASSY.)	44	C10
CARBURETOR		
(COMPONENTS)	47	C11
CLUTCH	14	B7
CLUTCH MASTER CYLINDER	64	E5
CRANKCASE COVER, R.	12	B6
CRANKSHAFT	30	C3
CROSS SHAFT	42	C9
CYLINDER BLOCK	26	C1
CYLINDER HEAD COVER	2	B1
CYLINDER HEAD, FR.	3	B1
CYLINDER HEAD, RR.	6	B3
EXHAUST MUFFLER	94	F8
FENDER, FR.	68	E7
FENDER, RRL	104	G1
FINAL DRIVEN GEAR	79	E12
FORK, FR.	69	E7
FR. BRAKE MASTER		
CYLINDER	62	E4
FRAME	116	G7
FUEL TANK	84	F3
GASKET KIT A	52	D2
GASKET KIT B	53	D2
GEARSHIFT DRUM	38	C7
HANDLEBAR	66	E6
HEADLIGHT	56	E1
OIL PAN	23	B11
PEDAL	96	F9
PULSE GENERATOR	16	B8
RADIATOR	112	G5
SEAT	87	F4
SHOCK ABSORBER	102	F12
SIDE COVER	88	F5
SPEEDOMETER	58	E2
STARTING MOTOR	22	B11
STEERING STEM	67	E6
STEP	98	F10
SWINGARM Y-	100	F11
SWITCH	60	E3
TACHOMETER	58	E2
TAILLIGHT	108	G3
TOOLS	120	G9
TRANSMISSION	36	C6
TURN SIGNAL	106	G2
WATER PIPE	40	C8
WATER PUMP	20	B10
WHEEL, FR.	73	E9
WHEEL, RR.	77	E11
WIRE HARNESS	110	G4

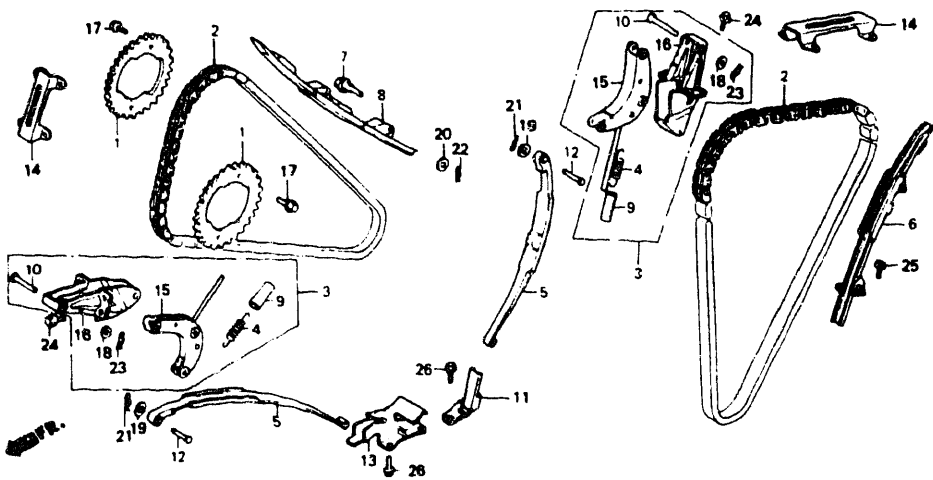
GRID

B4

VF700C'87 ENGINE NO.; RC21E-2300015 TO 2304999
VF700C'87 FRAME NO.; RC210-HM300007 TO HM303508
VF700C'87 ENGINE NO.; RC21E-2300020 TO 2303889
VF700C'87 FRAME NO.; RC210-HA305001 TO HA310415

VF700C'87 ENGINE NO.; RC21E-2300015 TO 2304999
VF700C'87 FRAME NO.; RC211-HM300006 TO HM300514
VF700C'87 ENGINE NO.; RC21E-2300020 TO 2303889
VF700C'87 FRAME NO.; RC211-HA305003 TO HA311015

CAM CHAIN



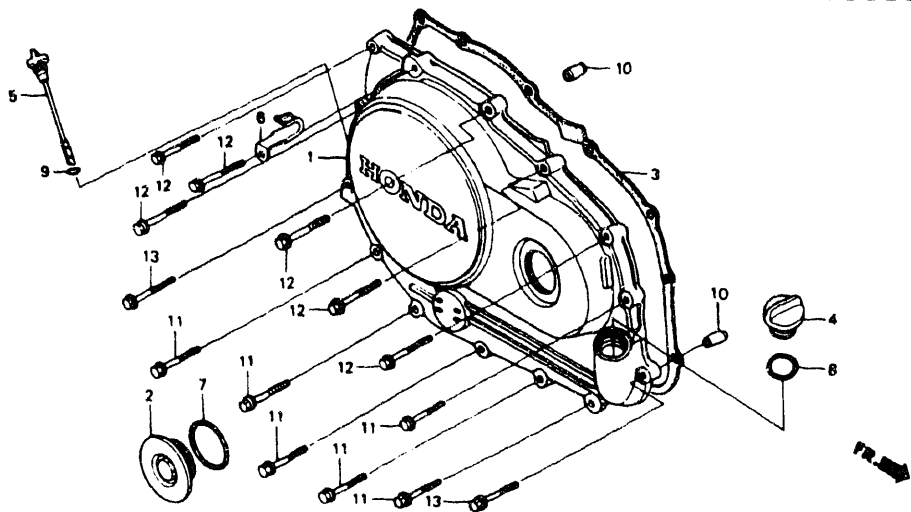
VF700C'87		AREA CODE	ENGINE SERIAL NUMBER FROM TO	QTY REQ	PART NUMBER	HONDA CODE
Ref. No.	BLOCK NO. DESCRIPTION					
1	SPROCKET, CAM (46T)		-----	4	14321-MN0-000	2524312
2	CHAIN, CAM		-----	2	14401-MB0-003	1241413
3	BRACKET ASSY., CAM CHAIN TENSIONER		----- 2304836	2	14510-MB0-873	2737831
	BRACKET ASSY., CAM CHAIN TENSIONER		-----	2	14510-MB0-874	2585347
4	SPRING, TENSIONER		-----	2	14514-MB0-000	1241447
5	TENSIONER, CAM CHAIN		-----	2	14515-MB0-010	2247005
6	GUIDE COMP. A, CAM CHAIN		-----	1	14520-MN0-000	2524338
7	BOLT, CAM CHAIN GUIDE A		-----	1	14521-MB0-020	2524346
8	GUIDE A, CAM CHAIN		-----	1	14522-MN0-000	2536522
9	TUBE, TENSIONER SPRING		-----	2	14525-MB0-020	2524353
10	PIN, 8X43.2		-----	2	14526-MB0-000	1241520
11	HOLDER ASSY. A, CAM CHAIN TENSIONER		-----	1	14530-MB0-000	1241538
12	PIN A, ARM		-----	2	14533-MB0-000	1241546

VF700C'87		AREA CODE	ENGINE SERIAL NUMBER FROM TO	QTY REQ	PART NUMBER	HONDA CODE
Ref. No.	BLOCK NO. DESCRIPTION					
13	HOLDER ASSY. B, CAM CHAIN TENSIONER		-----	1	14540-MB0-870	1724327
14	GUIDE B, CAM CHAIN		-----	2	14541-MB0-000	1241561
15	ARM COMP., CAM CHAIN TENSIONER ...		-----	2	14550-MB0-871	2247021
16	BRACKET COMP., CAM CHAIN TENSIONER HOLDER		----- 2304836	2	14560-MB0-872	2247039
	BRACKET COMP., CAM CHAIN TENSIONER HOLDER		-----	2	14560-MB0-873	2585362
17	BOLT, UBS, 7X15		-----	8	90026-ME9-000	1370915
	BOLT, UBS, 7X15		-----	8	90026-MM8-000	2566990
18	WASHER, 8MM		-----	2	90405-463-000	0886168
19	WASHER, 6MM		-----	2	90485-KE8-000	1768571
20	WASHER, 7MM		-----	1	90486-MB0-000	1243658
21	PIN, SPECIAL LOCK, 6MM		-----	2	90704-MB0-000	1243740
22	PIN, LOCK, 5MM		-----	1	94251-05000	0119305
23	PIN, LOCK, 8MM		-----	2	94251-08000	0115527
24	BOLT, FLANGE, 6X16		-----	8	95700-06016-00	0496653
	BOLT, FLANGE, 6X16		-----	8	95701-06016-00	2410892
25	BOLT, FLANGE, 6X14		-----	2	96000-06014-00	0782854
	BOLT, FLANGE, 6X14		-----	2	96001-06014-00	2154672
26	BOLT, FLANGE, 6X14		-----	4	96001-06014-00	2154672

CONTENTS

TITLE	PAGE	GRID
AIR CLEANER	92	F7
AIR SUCTION VALVE	49	C12
ALTERNATOR	18	B9
BATTERY	89	F5
BRAKE CALIPER, FR.	71	E8
BRAKE PANEL, RR.	75	E10
CAM CHAIN	10	B5
CAMSHAFT	8	B4
CANISTER	122	G10
CARBURETOR (ASSY.)	44	C10
CARBURETOR (COMPONENTS)	47	C11
CLUTCH	14	B7
CLUTCH MASTER CYLINDER	64	E5
CRANKCASE COVER, R.	12	B6
CRANKSHAFT	30	C3
CROSS SHAFT	42	C9
CYLINDER BLOCK	26	C1
CYLINDER HEAD COVER	2	B1
CYLINDER HEAD, FR.	3	B1
CYLINDER HEAD, RR.	6	B3
EXHAUST MUFFLER	94	F8
FENDER, FR.	68	E7
FENDER, RR.	104	G1
FINAL DRIVEN GEAR	79	E12
FORK, FR.	69	E7
FR. BRAKE MASTER CYLINDER	62	E4
FRAME	116	G7
FUEL TANK	84	F3
GASKET KIT A	52	D2
GASKET KIT B	53	D2
GEARSHIFT DRUM	38	C7
HANDLEBAR	66	E6
HEADLIGHT	56	E1
OIL PAN	23	B11
PEDAL	96	F9
PULSE GENERATOR	16	B8
RADIATOR	112	G5
SEAT	87	F4
SHOCK ABSORBER	102	F12
SIDE COVER	88	F5
SPEEDOMETER	58	E2
STARTING MOTOR	22	B11
STEERING STEM	67	E6
STEP	98	F10
SWINGARM Y-	100	F11
SWITCH	60	E3
TACHOMETER	58	E2
TAILLIGHT	108	G3
TOOLS	120	G9
TRANSMISSION	36	C6
TURN SIGNAL	106	G2
WATER PIPE	40	C8
WATER PUMP	20	B10
WHEEL, FR.	73	E9
WHEEL, RR.	77	E11
WIRE HARNESS	110	G4

RIGHT CRANKCASE COVER



BMN23

VF700C'87		A R E A C O D E	E - 5	ENGINE SERIAL NUMBER		Q T Y R E Q	P A R T N U M B E R	H O N D A C O D E
Ref. No.	BLOCK NO. DESCRIPTION			FROM	TO			
1	COVER, R.			-----	-----	1	11331-MN0-000	2523736
	COVER, R.			-----	-----	1	11331-MN0-010	3392255
2	CAP, 45MM			-----	-----	1	11332-ML7-670	2401800
3	GASKET, R. COVER			-----	-----	1	11394-MB0-000	1240860
	GASKET, R. COVER			-----	-----	1	11394-MB0-306	4349908
4	CAP, OIL FILTER			-----	-----	1	15611-MB0-000	1241728
5	GAUGE, OIL LEVEL			-----	-----	1	15650-MN0-000	2524411
6	CLAMP, PULSER CORD			-----	-----	1	30301-MB0-000	1243070
7	O-RING, 48.1X3.6 (ARAI)			-----	-----	1	91301-ML7-003	2408805
8	O-RING, 22X3.0			-----	-----	1	91301-250-000	0035287
	O-RING, 22X3.0			-----	-----	1	91307-425-003	1216126
9	O-RING, 8.4X2.4			-----	-----	1	91316-MJ8-003	1768746
10	PIN A, DOWEL, 8X14			-----	-----	2	94301-08140	0069310
11	BOLT, FLANGE, 6X28			-----	-----	6	96000-06028-00	0799072
	BOLT, FLANGE, 6X28			-----	-----	6	96001-06028-00	2106303
12	BOLT, FLANGE, 6X32			-----	-----	6	96000-06032-00	0807347

VF700C'87		A R E A C O D E	E - 5	ENGINE SERIAL NUMBER		Q T Y R E Q	P A R T N U M B E R	H O N D A C O D E
Ref. No.	BLOCK NO. DESCRIPTION			FROM	TO			
12	BOLT, FLANGE, 6X32			-----	-----	6	96001-06032-00	2106029
13	BOLT, FLANGE, 6X35			-----	-----	2	96000-06035-00	0799080
	BOLT, FLANGE, 6X35			-----	-----	2	96001-06035-00	2112209

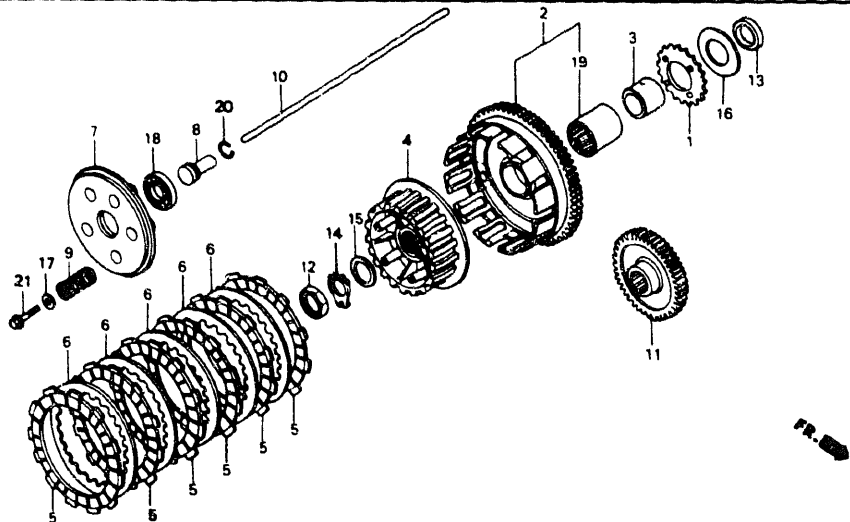
CONTENTS

TITLE	PAGE	GRID
AIR CLEANER	92	F7
AIR SUCTION VALVE	49	C12
ALTERNATOR	18	B9
BATTERY	89	F5
BRAKE CALIPER, FR.	71	E8
BRAKE PANEL, RR.	75	E10
CAM CHAIN	10	B5
CAMSHAFT	8	B4
CANISTER	122	G10
CARBURETOR (ASSY.)	44	C10
CARBURETOR (COMPONENTS)	47	C11
CLUTCH	14	B7
CLUTCH MASTER CYLINDER	64	E5
CRANKCASE COVER, R.	12	B6
CRANKSHAFT	30	C3
CROSS SHAFT	42	C9
CYLINDER BLOCK	26	C1
CYLINDER HEAD COVER	2	B1
CYLINDER HEAD, FR.	3	B1
CYLINDER HEAD, RR.	6	B3
EXHAUST MUFFLER	94	F8
FENDER, FR.	68	E7
FENDER, RR.	104	G1
FINAL DRIVEN GEAR	79	E12
FORK, FR.	69	E7
FR. BRAKE MASTER CYLINDER	62	E4
FRAME	116	G7
FUEL TANK	84	F3
GASKET KIT A	52	D2
GASKET KIT B	53	D2
GEARSHIFT DRUM	38	C7
HANDLEBAR	66	E6
HEADLIGHT	56	E1
OIL PAN	23	B11
PEDAL	96	F9
PULSE GENERATOR	16	B8
RADIATOR	112	G5
SEAT	87	F4
SHOCK ABSORBER	102	F12
SIDE COVER	88	F5
SPEEDOMETER	58	E2
STARTING MOTOR	22	B11
STEERING STEM	67	E6
STEP	98	F10
SWINGARM Y-	100	F11
SWITCH	60	E3
TACHOMETER	58	E2
TAILLIGHT	108	G3
TOOLS	120	G9
TRANSMISSION	36	C6
TURN SIGNAL	106	G2
WATER PIPE	40	C8
WATER PUMP	20	B10
WHEEL, FR.	73	E9
WHEEL, RR.	77	E11
WIRE HARNESS	110	G4

VF700C'87 ENGINE NO.; RC21E-2300015 TO 2304999
VF700C'87 FRAME NO.; RC210-HM300007 TO HM303508
VF700C'87 ENGINE NO.; RC21E-2300020 TO 2303889
VF700C'87 FRAME NO.; RC210-HA305001 TO HA310415

VF700C'87 ENGINE NO.; RC21E-2300015 TO 2304999
VF700C'87 FRAME NO.; RC211-HM300006 TO HM300514
VF700C'87 ENGINE NO.; RC21E-2300020 TO 2303889
VF700C'87 FRAME NO.; RC211-HA305003 TO HA311015

CLUTCH



RMB07E

VF700C'87

AREA
CODE

ENGINE
SERIAL NUMBER

QTY
REQ

PART NUMBER

HONDA
CODE

Ref. No.	BLOCK NO. DESCRIPTION	E-6	AREA CODE	ENGINE SERIAL NUMBER	QTY REQ	PART NUMBER	HONDA CODE
				FROM	TO		
1	SPROCKET, OIL PUMP DRIVE (26T) ...					1 15131-MB0-000	1241645
2	OUTER COMP., CLUTCH					1 22100-MN0-000	2525434
3	GUIDE, CLUTCH OUTER					1 22116-MB0-000	1242536
4	CENTER, CLUTCH					1 22120-MN0-000	2525442
5	DISK, CLUTCH FRICTION					6 22201-MB0-003	1242551
	DISK, CLUTCH FRICTION					6 22201-MM5-000	3143401
6	PLATE, CLUTCH					5 22321-MG8-000	2045615
	PLATE B, CLUTCH					5 22321-283-000	0075705
7	PLATE, CLUTCH PRESSURE					1 22350-MK3-770	2247658
8	PIECE, CLUTCH JOINT					1 22366-KE8-000	1763374
9	SPRING, CLUTCH					5 22401-MB0-000	1242585
10	ROD, CLUTCH LIFTER					1 22850-MB0-000	1242593
11	GEAR, PRIMARY DRIVE (38T)					1 23103-MB0-871	2155695
12	NUT, LOCK, 22MM					1 90201-MB0-770	1375450
13	COLLAR, 25.2X7					1 90203-MB0-000	1243542
14	WASHER, LOCK, 22MM					1 90431-MK3-771	2489979

VF700C'87

AREA
CODE

ENGINE
SERIAL NUMBER

QTY
REQ

PART NUMBER

HONDA
CODE

Ref. No.	BLOCK NO. DESCRIPTION	E-6	AREA CODE	ENGINE SERIAL NUMBER	QTY REQ	PART NUMBER	HONDA CODE
				FROM	TO		
15	WASHER, THRUST, 22MM (C)					1 90458-425-000	1750637
16	WASHER, THRUST, 25MM					1 90459-MB0-000	1243641
17	WASHER, 6X19					5 90481-259-000	0040220
18	BEARING, RADIAL BALL, 16003					1 91008-KK6-000	2043123
	BEARING, RADIAL BALL, 16003					1 91008-362-000	0334854
	BEARING, RADIAL BALL, 16003					1 91010-HC0-003	2519544
19	BEARING, NEEDLE, 35X42X30 (TOYO)					1 91024-MB0-003	1243807
	BEARING, NEEDLE, 35X42X30 (NIPPON)					1 91024-MB0-004	1243815
20	CLIP, PISTON PIN, 15MM					1 94601-15000	0156018
21	BOLT, FLANGE, 6X20					5 95701-06020-08	2374759
	BOLT, FLANGE, 6X20					5 95718-06020-08	1243997

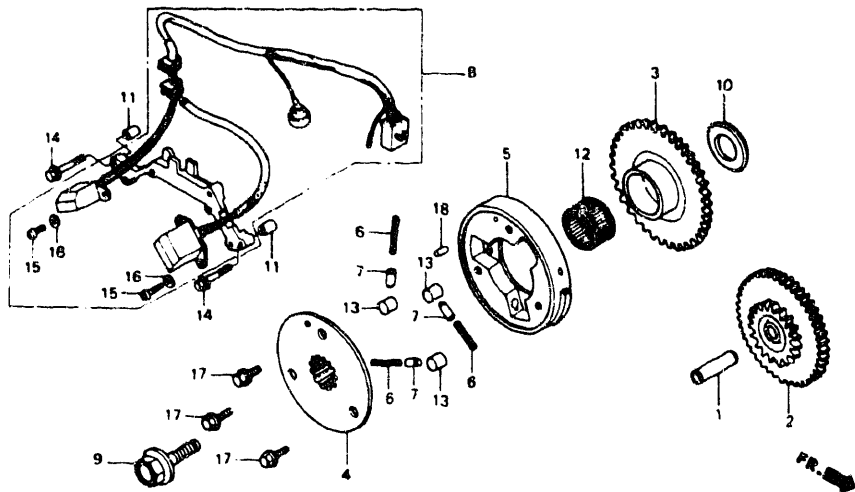
CONTENTS

TITLE	PAGE	GRID
AIR CLEANER	92	F7
AIR SUCTION VALVE	49	C12
ALTERNATOR	18	B9
BATTERY	89	F5
BRAKE CALIPER, FR.	71	E8
BRAKE PANEL, RR.	75	E10
CAM CHAIN	10	B5
CAMSHAFT	8	B4
CANISTER	122	G10
CARBURETOR (ASSY.)	44	C10
CARBURETOR		
(COMPONENTS)	47	C11
CLUTCH	14	B7
CLUTCH MASTER CYLINDER	64	E5
CRANKCASE COVER, R.	12	B6
CRANKSHAFT	30	C3
CROSS SHAFT	42	C9
CYLINDER BLOCK	26	C1
CYLINDER HEAD COVER	2	B1
CYLINDER HEAD, FR.	3	B1
CYLINDER HEAD, RR.	6	B3
EXHAUST MUFFLER	94	F8
FENDER, FR.	68	E7
FENDER, RR.	104	G1
FINAL DRIVEN GEAR	79	E12
FORK, FR.	69	E7
FR. BRAKE MASTER CYLINDER	62	E4
FRAME	116	G7
FUEL TANK	84	F3
GASKET KIT A	52	D2
GASKET KIT B	53	D2
GEARSHIFT DRUM	38	C7
HANDLEBAR	66	E6
HEADLIGHT	56	E1
OIL PAN	23	B11
PEDAL	96	F9
PULSE GENERATOR	16	B8
RADIATOR	112	G5
SEAT	87	F4
SHOCK ABSORBER	102	F12
SIDE COVER	88	F5
SPEEDOMETER	58	E2
STARTING MOTOR	22	B11
STEERING STEM	67	E6
STEP	98	F10
SWINGARM Y-	100	F11
SWITCH	60	E3
TACHOMETER	58	E2
TAILLIGHT	108	G3
TOOLS	120	G9
TRANSMISSION	36	C6
TURN SIGNAL	106	G2
WATER PIPE	40	C8
WATER PUMP	20	B10
WHEEL, FR.	73	E9
WHEEL, RR.	77	E11
WIRE HARNESS	110	G4

GRID

B7

PULSE GENERATOR



BMN24

VF700C'87		AREA CODE	ENGINE SERIAL NUMBER		QTY REQ	PART NUMBER	HONDA CODE
Ref. No.	BLOCK NO. DESCRIPTION		FROM	TO			
1	PIN, PISTON, 10X33	----	----	1	13111-GK8-000	1709104	
	PIN, PISTON	----	----	1	13111-GS7-000	2754323	
	PIN, PISTON, 10X33	----	----	1	13111-122-000	0360024	
2	GEAR, STARTER REDUCTION (21T/82T)	----	----	1	28101-MB0-000	1243013	
3	GEAR COMP., STARTING CLUTCH (48T)	----	----	1	28110-MB0-010	2019503	
4	FLANGE, STARTER CLUTCH	----	----	1	28115-MN0-000	2525681	
5	OUTER COMP., STARTING CLUTCH	----	----	1	28120-MN0-000	2525699	
6	SPRING, STARTING CLUTCH ROLLER ..	----	----	3	28125-516-030	0192708	
7	CAP, STARTING CLUTCH ROLLER SPRING	----	----	3	28126-415-000	1243054	
8	ALTERNATOR ASSY., PULSE (TOYO) ..	----	----	1	30300-MN0-154	2525707	
	ALTERNATOR ASSY., PULSE	----	----	1	30300-MN0-164	3825718	
9	BOLT, FLANGE, 12X45	----	----	1	90023-HA7-670	2104685	
	BOLT, FLANGE, 12X40	----	----	1	90023-428-000	0684803	
10	WASHER, SPLINE, 23MM	----	----	1	90433-MB0-000	2072916	
11	PIN, DOWEL, 8X8	----	----	2	90702-MB0-000	1243724	

VF700C'87

Ref. No.	BLOCK NO. DESCRIPTION	AREA CODE	ENGINE SERIAL NUMBER		QTY REQ	PART NUMBER	HONDA CODE
			FROM	TO			
	12 BEARING, NEEDLE, 30X35X17		-----	-----	1	91022-MB0-003	1243781
	BEARING, NEEDLE, 30X35X17		-----	-----	1	91022-MB0-004	1243799
	13 ROLLER, 15X13		-----	-----	3	91101-516-000	0192732
	14 BOLT-WASHER, 6X25		-----	-----	3	93401-06025-00	2866879
	BOLT-WASHER, 6X25		-----	-----	3	93491-06025-00	0843441
	15 SCREW, PAN, 4X12		-----	-----	4	93500-04012-0H	0285643
	16 WASHER, SPRING, 4MM		-----	-----	4	94111-04800	0346114
	17 BOLT, FLANGE, 8X14		-----	-----	3	95700-08014-08	0417949
	BOLT, FLANGE, 8X14		-----	-----	3	95701-08014-08	2411015
	18 ROLLER, 6X15		-----	-----	1	96220-60150	1244011

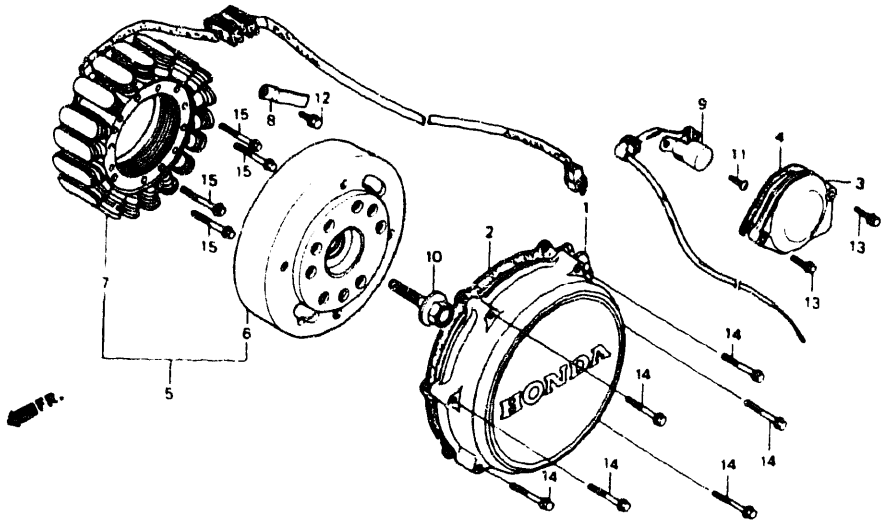
CONTENTS

TITLE	PAGE	GRID
AIR CLEANER	92	F7
AIR SUCTION VALVE	49	C12
ALTERNATOR	18	B9
BATTERY	89	F5
BRAKE CALIPER, FR.	71	E8
BRAKE PANEL, RR.	75	E10
CAM CHAIN	10	B5
CAMSHAFT	8	B4
CANISTER	122	G10
CARBURETOR (ASSY.)	44	C10
CARBURETOR		
(COMPONENTS)	47	C11
CLUTCH	14	B7
CLUTCH MASTER CYLINDER	64	E5
CRANKCASE COVER, R.	12	B6
CRANKSHAFT	30	C3
CROSS SHAFT	42	C9
CYLINDER BLOCK	26	C1
CYLINDER HEAD COVER	2	B1
CYLINDER HEAD, FR.	3	B1
CYLINDER HEAD, RR.	6	B3
EXHAUST MUFFLER	94	F8
FENDER, FR.	68	E7
FENDER, RR.	104	G1
FINAL DRIVEN GEAR	79	E12
FORK, FR.	69	E7
FR. BRAKE MASTER CYLINDER	62	E4
FRAME	116	G7
FUEL TANK	84	F3
GASKET KIT A	52	D2
GASKET KIT B	53	D2
GEARSHIFT DRUM	38	C7
HANDLEBAR	66	E6
HEADLIGHT	56	E1
OIL PAN	23	B11
PEDAL	96	F9
PULSE GENERATOR	16	B8
RADIATOR	112	G5
SEAT	87	F4
SHOCK ABSORBER	102	F12
SIDE COVER	86	F5
SPEEDOMETER	58	E2
STARTING MOTOR	22	B11
STEERING STEM	67	E6
STEP	98	F10
SWINGARM Y-	100	F11
SWITCH	60	E3
TACHOMETER	58	E2
TAILLIGHT	108	G3
TOOLS	120	G9
TRANSMISSION	36	C6
TURN SIGNAL	106	G2
WATER PIPE	40	C8
WATER PUMP	20	B10
WHEEL, FR.	73	E9
WHEEL, RR.	77	E11
WIRE HARNESS	110	G4

GRID

B8

ALTERNATOR



BMN25

VF700C'87		A R E A C O D E	E N G I N E S E R I A L N U M B E R	Q T Y R E Q	P A R T N U M B E R	H O N D A C O D E	
Ref.	BLOCK NO.						E-8
No.	DESCRIPTION						
1	COVER, ALTERNATOR		-----	-----	1	11631-MN0-000	2523785
2	GASKET, ALTERNATOR COVER		-----	-----	1	11636-MB0-000	1240886
	GASKET, ALTERNATOR COVER		-----	-----	1	11636-MB0-306	4371027
3	COVER, INDICATOR SWITCH		-----	-----	1	11641-MN0-000	2523793
4	GASKET, INDICATOR SWITCH COVER ..		-----	-----	1	11642-MB0-000	1240902
5	ALTERNATOR ASSY. (ND)		-----	-----	1	31100-MN0-004	2525814
6	FLYWHEEL COMP. (ND)		-----	-----	1	31110-MN0-004	2525830
7	STATOR COMP. (ND)		-----	-----	1	31120-MN0-004	2525855
8	CLAMP, ALTERNATOR CORD		-----	-----	1	31130-MB4-000	1434752
9	SWITCH ASSY., NEUTRAL		-----	-----	1	35759-MN0-003	2526242
10	BOLT, FLANGE, 12x45		-----	-----	1	90023-HA7-670	2104685
	BOLT, FLANGE, 12x40		-----	-----	1	90023-428-000	0684803
11	SCREW, PAN, 6x12		-----	-----	2	93500-06012-0A	0182360
12	BOLT, FLANGE, 6x12		-----	-----	1	96000-06012-00	0823666
	BOLT, FLANGE, 6x12		-----	-----	1	96001-06012-00	2105930
13	BOLT, FLANGE, 6x20		-----	-----	2	96000-06020-00	0913806

VF700C'87

Ref. No.	BLOCK NO. DESCRIPTION	AREA CODE	ENGINE SERIAL NUMBER		QTY REQ	PART NUMBER	HONDA CODE
			FROM	TO			
	13 BOLT, FLANGE, 6X20		-----	-----	2	96001-06020-00	2529154
	14 BOLT, FLANGE, 6X35		-----	-----	6	96000-06035-00	0799080
	BOLT, FLANGE, 6X35		-----	-----	6	96001-06035-00	2112209
	15 BOLT, FLANGE, 6X32		-----	-----	4	96001-06032-00	2106029

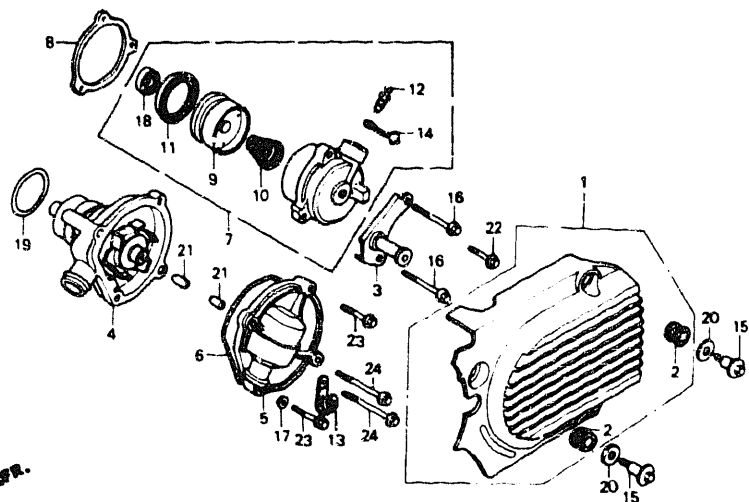
CONTENTS

TITLE	PAGE	GRID
AIR CLEANER	82	F7
AIR SUCTION VALVE	49	C12
ALTERNATOR	18	B9
BATTERY	89	F5
BRAKE CALIPER, FR.	71	E8
BRAKE PANEL, RR.	75	E10
CAM CHAIN	10	B5
CAMSHAFT	8	B4
CANISTER	122	G10
CARBURETOR (ASSY.)	44	C10
CARBURETOR		
(COMPONENTS)	47	C11
CLUTCH	14	B7
CLUTCH MASTER CYLINDER	64	E5
CRANKCASE COVER, R.	12	B6
CRANKSHAFT	30	C3
CROSS SHAFT	42	C9
CYLINDER BLOCK	26	C1
CYLINDER HEAD COVER	2	B1
CYLINDER HEAD, FR.	3	B1
CYLINDER HEAD, RR.	6	B3
EXHAUST MUFFLER	94	F8
FENDER, FR.	68	E7
FENDER, RR.	104	G1
FINAL DRIVEN GEAR	79	E12
FORK, FR.	69	E7
FR. BRAKE MASTER CYLINDER	62	E4
FRAME	116	G7
FUEL TANK	84	F3
GASKET KIT A	52	D2
GASKET KIT B	53	D2
GEARSHIFT DRUM	38	C7
HANDLEBAR	66	E6
HEADLIGHT	56	E1
OIL PAN	23	B11
PEDAL	96	F9
PULSE GENERATOR	16	B8
RADIATOR	112	G5
SEAT	87	F4
SHOCK ABSORBER	102	F12
SIDE COVER	88	F5
SPEEDOMETER	58	E2
STARTING MOTOR	22	B11
STEERING STEM	67	E6
STEP	98	F10
SWINGARM Y-	100	F11
SWITCH	60	E3
TACHOMETER	59	E2
TAILLIGHT	108	G3
TOOLS	120	G9
TRANSMISSION	36	C6
TURN SIGNAL	106	G2
WATER PIPE	40	C8
WATER PUMP	20	B10
WHEEL, FR.	73	E9
WHEEL, RR.	77	E11
WIRE HARNESS	110	G4

VF700C'87 ENGINE NO.; RC21E-2300015 TO 2304999
VF700C'87 FRAME NO.; RC210-HM300007 TO HM303508
VF700C'87 ENGINE NO.; RC21E-2300020 TO 2303889
VF700C'87 FRAME NO.; RC210-HA305001 TO HA310415

VF700C'87 ENGINE NO.; RC21E-2300015 TO 2304999
VF700C'87 FRAME NO.; RC211-HM300006 TO HM300514
VF700C'87 ENGINE NO.; RC21E-2300020 TO 2303889
VF700C'87 FRAME NO.; RC211-HA305003 TO HA311015

WATER PUMP



BMN26

VF700C'87

AREA
CODE

ENGINE
SERIAL NUMBER
FROM TO

QTY
REQ

PART NUMBER

HONDA
CODE

1 COVER COMP., RR.	-----	-----	1	11340-MK3-000	2016707
COVER COMP., RR.	-----	-----	1	11340-MK3-305	2981363
2 GROMMET, RR. COVER	-----	-----	3	11343-MN0-000	2523769
3 STAY COMP. B, RR. COVER	-----	-----	1	11370-MK3-000	2016764
4 PUMP COMP., WATER	-----	-----	1	19200-MB4-010	2018950
5 COVER COMP., WATER PUMP	-----	-----	1	19220-MB4-000	1386861
6 GASKET, WATER PUMP COVER	-----	-----	1	19226-MB0-000	1242148
7 CYLINDER ASSY., CLUTCH SLAVE	-----	-----	1	22860-MB0-770	1291160
8 INSULATOR, SLAVE	-----	-----	1	22862-MB0-307	4416970
INSULATOR, CLUTCH SLAVE CYLINDER	-----	-----	1	22862-MB0-770	1291202
9 PISTON, SLAVE CYLINDER	-----	-----	1	22863-MB0-003	1242627
10 SPRING, SLAVE CYLINDER	-----	-----	1	22864-MB0-003	1242635
11 CUP, PISTON	-----	-----	1	22865-MB0-003	1242643
12 SCREW, BLEEDER	-----	-----	1	22866-MF2-711	2247666
13 CLAMP, STARTER CABLE	-----	-----	1	31211-MB0-000	1260322
14 CAP, BLEEDER SCREW	-----	-----	1	43353-461-771	0954230

VF700C'87

AREA
CODE

ENGINE
SERIAL NUMBER
FROM TO

QTY
REQ

PART NUMBER

HONDA
CODE

15 BOLT, SPECIAL, 6MM	-----	-----	3	90018-MK3-000	2023323
16 BOLT, FLANGE, 6X55	-----	-----	2	90051-MB0-000	1243492
17 WASHER, 11MM	-----	-----	1	90425-300-000	0189795
18 OIL SEAL, 8X18X5 (NISSIN)	-----	-----	1	91209-MB0-003	1243872
19 O-RING, 32.95X2.62 (ARAI)	-----	-----	1	91302-MB0-013	1435114
20 WASHER, FLAT, 10MM	-----	-----	3	94102-10200	0309138
21 PIN A, DOWEL, 8X14	-----	-----	2	94301-08140	0069310
22 BOLT, FLANGE, 6X22	-----	-----	1	96000-06022-00	0811034
BOLT, FLANGE, 6X22	-----	-----	1	96001-06022-00	2112191
23 BOLT, FLANGE, 6X28	-----	-----	2	96000-06028-00	0799072
BOLT, FLANGE, 6X28	-----	-----	2	96001-06028-00	2106003
24 BOLT, FLANGE, 6X70	-----	-----	2	96001-06070-00	2112233

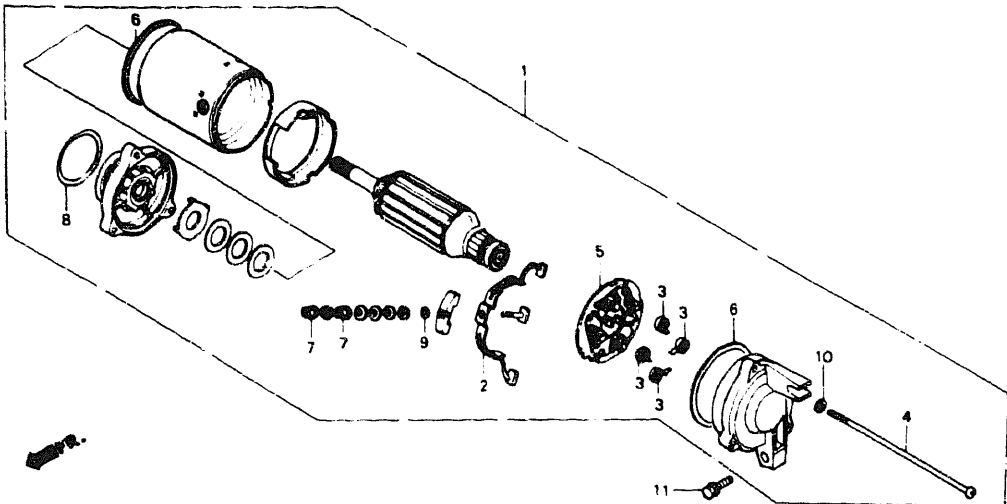
CONTENTS

TITLE	PAGE	GRID
AIR CLEANER	92	F7
AIR SUCTION VALVE	49	C12
ALTERNATOR	18	B9
BATTERY	89	F5
BRAKE CALIPER, FR.	71	E8
BRAKE PANEL, RR.	75	E10
CAM CHAIN	10	B5
CAMSHAFT	8	B4
CANISTER	122	G10
CARBURETOR (ASSY.)	44	C10
CARBURETOR		
(COMPONENTS)	47	C11
CLUTCH	14	B7
CLUTCH MASTER CYLINDER	64	E5
CRANKCASE COVER, R.	12	B6
CRANKSHAFT	30	C3
CROSS SHAFT	42	C9
CYLINDER BLOCK	26	C1
CYLINDER HEAD COVER	2	B1
CYLINDER HEAD, FR.	3	B1
CYLINDER HEAD, RR.	6	B3
EXHAUST MUFFLER	94	F8
FENDER, FR.	68	E7
FENDER, RR.	104	G1
FINAL DRIVEN GEAR	79	E12
FORK, FR.	69	E7
FR. BRAKE MASTER		
CYLINDER	62	E4
FRAME	116	G7
FUEL TANK	84	F3
GASKET KIT A	52	D2
GASKET KIT B	53	D2
GEARSHIFT DRUM	38	C7
HANDLEBAR	66	E6
HEADLIGHT	56	E1
OIL PAN	23	B11
PEDAL	96	F9
PULSE GENERATOR	16	B8
RADIATOR	112	G5
SEAT	87	F4
SHOCK ABSORBER	102	F12
SIDE COVER	88	F5
SPEEDOMETER	58	E2
STARTING MOTOR	22	B11
STEERING STEM	67	E6
STEP	98	F10
SWINGARM Y-	100	F11
SWITCH	60	E3
TACHOMETER	58	E2
TAILLIGHT	108	G3
TOOLS	120	G9
TRANSMISSION	36	C6
TURN SIGNAL	106	G2
WATER PIPE	40	C8
WATER PUMP	20	B10
WHEEL, FR.	73	E9
WHEEL, RR.	77	E11
WIRE HARNESS	110	G4

GRID

B10

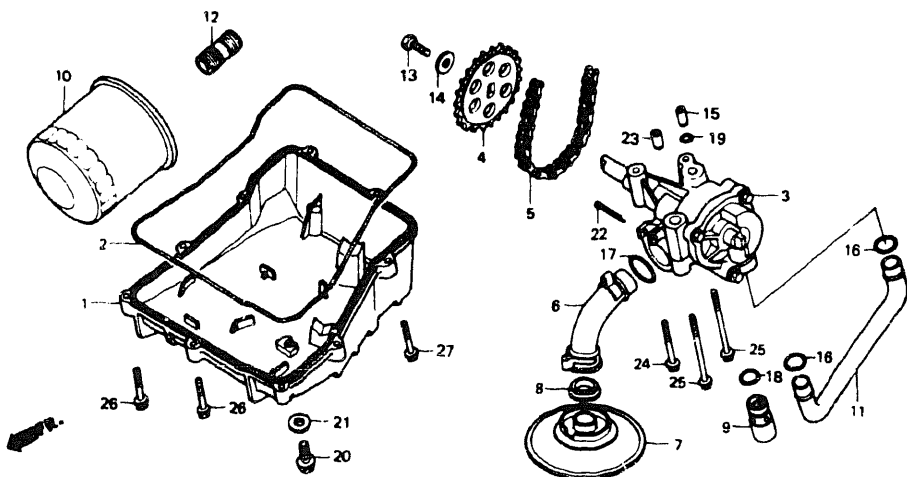
STARTING MOTOR



BMN253

VF700C'87			A R E A C O D E	E N G I N E S E R I A L N U M B E R	Q T Y R E Q	P A R T N U M B E R	H O N D A C O D E
Ref.	BLOCK NO.	E-10					
No.	DESCRIPTION						
1	MOTOR ASSY., STARTER		----	----	1	31200-MN0-008	2525863
2	TERMINAL SET, BRUSH		----	----	1	31201-MG8-008	2013274
3	SPRING, CARBON BRUSH		----	----	4	31204-MA6-000	1243161
4	SCREW, PAN, 5X115		----	----	3	31205-MB0-000	1260314
5	HOLDER SET, BRUSH		----	----	1	31206-MG8-008	2013282
6	RING, SEAL		----	----	2	31207-179-711	1063858
7	NUT-WASHER, 6MM		----	----	2	90071-MB0-000	1243534
8	O-RING		----	----	1	91309-MA6-000	1243922
9	O-RING		----	----	1	91320-MB0-000	1292184
10	WASHER, SPRING, 5MM		----	----	3	94111-05000	0058966
11	BOLT, FLANGE, 6X25		----	----	2	96000-06025-00	0782862
	BOLT, FLANGE, 6X25		----	----	2	96001-06025-00	2105989

OIL PAN



BMN016

VF700C'87			A R E A C O D E	ENGINE SERIAL NUMBER	Q T Y R E Q	PART NUMBER	HONDA CODE
Ref. No.	BLOCK NO.	E-11 DESCRIPTION					
1	PAN, OIL		-----	-----	1	11210-MN0-000	2523728
2	GASKET, OIL PAN		-----	-----	1	11315-MB0-010	1441724
3	PUMP ASSY., OIL		-----	-----	1	15100-MB0-010	2017317
4	SPROCKET, OIL PUMP DRIVEN (25T) ..		-----	-----	1	15134-MB0-010	1780964
5	CHAIN, OIL PUMP		-----	-----	1	15136-MB0-003	1241660
6	PIPE, OIL STRAINER		-----	-----	1	15151-MN0-000	2524403
7	STRAINER, OIL		-----	-----	1	15153-MB0-000	1241686
8	GASKET, OIL STRAINER		-----	-----	1	15154-425-000	0716191
9	VALVE ASSY., RELIEF		-----	-----	1	15220-MB0-010	1416064
10	FILTER, OIL		-----	-----	1	15410-MJ0-003	1689611
	FILTER, OIL		-----	-----	1	15410-MJ0-004	3481355
11	PIPE, OIL		-----	-----	1	15511-MB0-000	1241710
12	BOSS, OIL FILTER		-----	-----	1	90019-MB0-000	1243435
13	BOLT, HEX., 6X16		-----	-----	1	90021-KE8-010	2408227
14	WASHER, 6X2.3		-----	-----	1	90488-MB0-000	1243674
15	PIN, KNOCK, 8X14		-----	-----	1	90701-MB4-000	1385509

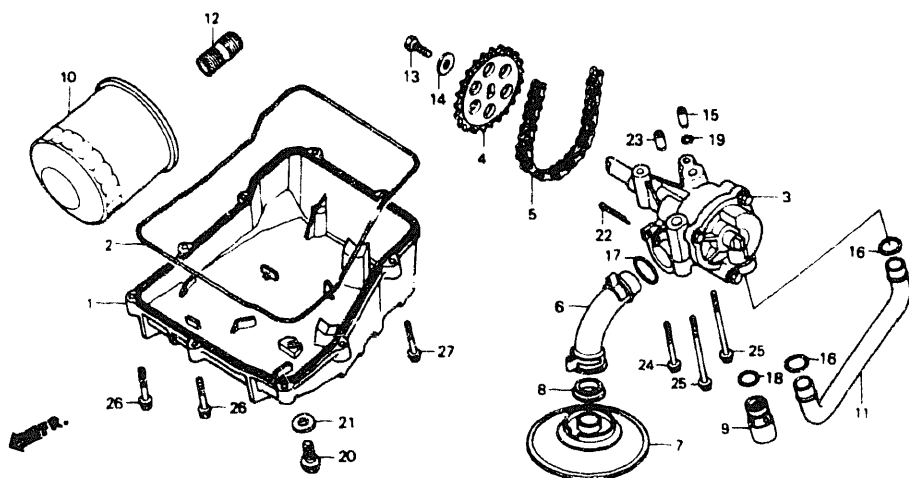
CONTENTS

TITLE	PAGE	GRID
AIR CLEANER	92	F7
AIR SUCTION VALVE	49	C12
ALTERNATOR	18	B9
BATTERY	89	F5
BRAKE CALIPER, FR.	71	E8
BRAKE PANEL, RR.	75	E10
CAM CHAIN	10	B5
CAMSHAFT	8	B4
CANISTER	122	G10
CARBURETOR (ASSY.)	44	C10
CARBURETOR (COMPONENTS)	47	C11
CLUTCH	14	B7
CLUTCH MASTER CYLINDER	64	E5
CRANKCASE COVER, R.	12	B6
CRANKSHAFT	30	C3
CROSS SHAFT	42	C9
CYLINDER BLOCK	26	C1
CYLINDER HEAD COVER	2	B1
CYLINDER HEAD, FR.	3	B1
CYLINDER HEAD, RR.	6	B3
EXHAUST MUFFLER	94	F8
FENDER, FR.	68	E7
FENDER, RR.	104	G1
FINAL DRIVEN GEAR	79	E12
FORK, FR.	69	E7
FR. BRAKE MASTER CYLINDER	62	E4
FRAME	116	G7
FUEL TANK	84	F3
GASKET KIT A	52	D2
GASKET KIT B	53	D2
GEARSHIFT DRUM	38	C7
HANDLEBAR	66	E6
HEADLIGHT	56	E1
OIL PAN	23	B11
PEDAL	96	F9
PULSE GENERATOR	16	B8
RADIATOR	112	G5
SEAT	87	F4
SHOCK ABSORBER	102	F12
SIDE COVER	88	F5
SPEEDOMETER	58	E2
STARTING MOTOR	22	B11
STEERING STEM	67	E6
STEP	98	F10
SWINGARM Y-	100	F11
SWITCH	60	E3
TACHOMETER	58	E2
TAILLIGHT	108	G3
TOOLS	120	G9
TRANSMISSION	36	C6
TURN SIGNAL	106	G2
WATER PIPE	40	C8
WATER PUMP	20	B10
WHEEL, FR.	73	E9
WHEEL, RR.	77	E11
WIRE HARNESS	110	G4

VF700C'87 ENGINE NO.; RC21E-2300015 TO 2304999
VF700C'87 FRAME NO.; RC210-HM300007 TO HM303508
VF700C'87 ENGINE NO.; RC21E-2300020 TO 2303889
VF700C'87 FRAME NO.; RC210-HA305001 TO HA310415

VF700C'87 ENGINE NO.; RC21E-2300015 TO 2304999
VF700C'87 FRAME NO.; RC211-HM300006 TO HM300514
VF700C'87 ENGINE NO.; RC21E-2300020 TO 2303889
VF700C'87 FRAME NO.; RC211-HA305003 TO HA311015

OIL PAN



BMN016

VF700C'87			A R E A C O D E	ENGINE SERIAL NUMBER	Q T Y R E Q	PART NUMBER	HONDA CODE
Ref.	BLOCK NO.	E-11					
No.	DESCRIPTION						
16	O-RING, 14.6X3.7 (ARAI)			-----	2	91309-MB0-003	1260843
17	O-RING, 18.5X2.4 (ARAI)			-----	1	91311-MB0-003	1260850
18	O-RING, 14.7X2.2 (ARAI)			-----	1	91313-MB0-003	1260868
	O-RING, 14.8X2.2			-----	1	91313-MG7-004	3353620
19	O-RING, 7.7X2.3 (ARAI)			-----	1	91301-PC9-003	1352400
	O-RING, 7.8X2.2			-----	1	91308-283-000	0076497
	O-RING, 7.8X2.2 (ARAI)			-----	1	91313-393-003	0446922
20	BOLT, DRAIN PLUG, 12MM			-----	1	92800-17000	0053975
21	WASHER, DRAIN PLUG, 12MM			-----	1	94109-12000	0171868
22	PIN, SPLIT, 2.0X25			-----	1	94201-20250	0058370
	PIN, COTTER, 2.0X32			-----	1	94201-20320	0145607
	PIN, SPLIT, 2.0X35			-----	1	94201-20350	0058388
23	PIN A, DOWEL, 8X14			-----	1	94301-08140	0069310
24	BOLT, FLANGE, 6X45			-----	1	95700-06045-00	0687830
	BOLT, FLANGE, 6X45			-----	1	95701-06045-00	2529089
	BOLT, FLANGE, 6X45			-----	1	95701-06045-07	2410967

VF700C'87

Ref. No.	BLOCK NO. DESCRIPTION	E-11	AREA CODE	ENGINE SERIAL NUMBER		QTY REQ	PART NUMBER	HONDA CODE
				FROM	TO			
25	BOLT, FLANGE, 6X70			-----	-----	2	95700-06070-00	0698720
	BOLT, FLANGE, 6X70			-----	-----	2	95701-06070-00	2427284
26	BOLT, FLANGE, 6X30		AC	-----	-----	2	95701-06030-00	2401222
	BOLT, FLANGE, 6X28		A	-----	-----	2	96000-06028-00	0799072
	BOLT, FLANGE, 6X28		A	-----	-----	2	96001-06028-00	2106003
27	BOLT, FLANGE, 6X28			-----	-----	7	96000-06028-00	0799072
	BOLT, FLANGE, 6X28			-----	-----	7	96001-06028-00	2106003

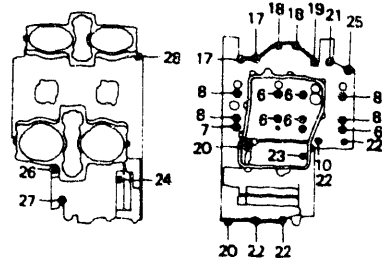
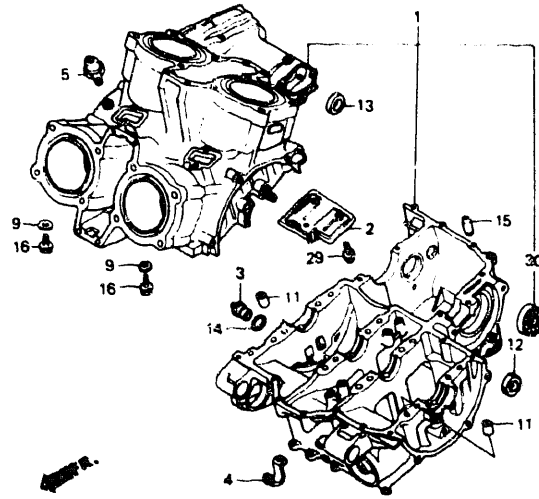
CONTENTS

TITLE	PAGE	GRID
AIR CLEANER	92	F7
AIR SUCTION VALVE	49	C12
ALTERNATOR	18	B9
BATTERY	89	F5
BRAKE CALIPER, FR.	71	E8
BRAKE PANEL, RR.	75	E10
CAM CHAIN	10	B5
CAMSHAFT	8	B4
CANISTER	122	G10
CARBURETOR (ASSY.)	44	C10
CARBURETOR		
(COMPONENTS)	47	C11
CLUTCH	14	B7
CLUTCH MASTER CYLINDER	64	E5
CRANKCASE COVER, R.	12	B6
CRANKSHAFT	30	C3
CROSS SHAFT	42	C9
CYLINDER BLOCK	26	C1
CYLINDER HEAD COVER	2	B1
CYLINDER HEAD, FR.	3	B1
CYLINDER HEAD, RR.	6	B3
EXHAUST MUFFLER	84	F8
FENDER, FR.	68	E7
FENDER, RR.	104	G1
FINAL DRIVEN GEAR	79	E12
FORK, FR.	69	E7
FR. BRAKE MASTER		
CYLINDER	62	E4
FRAME	116	G7
FUEL TANK	84	F3
GASKE / KIT A	52	D2
GASKET KIT B	53	D2
GEARSHIFT DRUM	38	C7
HANDLEBAR	66	E6
HEADLIGHT	56	E1
OIL PAN	23	B11
PEDAL	96	F9
PULSE GENERATOR	16	B8
RADIATOR	112	G5
SEAT	87	F4
SHOCK ABSORBER	102	F12
SIDE COVER	88	F5
SPEEDOMETER	58	E2
STARTING MOTOR	22	B11
STEERING STEM	57	E6
STEP	98	F10
SWINGARM Y-	100	F11
SWITCH	60	E3
TACHOMETER	58	E2
TAILLIGHT	108	G3
TOOLS	120	G9
TRANSMISSION	36	C6
TURN SIGNAL	106	G2
WATER PIPE	40	C8
WATER PUMP	20	B10
WHEEL, FR.	73	E9
WHEEL, RR.	77	E11
WIRE HARNESS	110	G4

GRID

B12

CYLINDER BLOCK



BMN27A

VF700C'87		A R E A C O D E	E N G I N E S E R I A L N U M B E R	Q T Y R E Q	P A R T N U M B E R	H O N D A C O D E
Ref. No.	BLOCK NO. DESCRIPTION					
			FROM	TO		
1	BLOCK SET, CYLINDER				1	11000-MN0-000 2523710
2	PLATE, OIL SEPARATE				1	11140-MB0-000 1240761
3	CAP, MAIN GALLERY				1	11207-MB0-000 1240779
4	CLIP, HIGH TENSION CORD				1	32906-061-000 0185082
5	SWITCH ASSY., OIL PRESSURE (ND) ..				1	35500-MJ4-014 1876721
	SWITCH ASSY., OIL PRESSURE (ND) ..				1	35500-MJ4-024 3544608
6	BOLT, UBS, 9X88				5	90014-ML7-000 2408193
7	BOLT, UBS, 9X98				1	90015-ML7-000 2408201
8	BOLT, UBS, 9X108				4	90016-ML7-000 2408219
9	WASHER, SEALING, 6.5MM				2	90463-ML7-000 2408680
10	WASHER, RR. BRAKE ARM				1	90525-001-000 0094839
11	PIN, DOWEL, 10X26				2	90711-MF5-000 1451830
12	OIL SEAL, 12.5X25X8 (ARAI)				1	91204-425-003 1067024
13	OIL SEAL, 14X24X6 (ARAI)				1	91202-444-023 2235497
	SEAL, OIL				1	91210-MB0-003 1260793
	SEAL, OIL, 14X24X6				1	91210-MB0-005 2248342

VF700C'87

Ref. No.	BLOCK NO. DESCRIPTION	E-12	A R E A C O D E	E N G I N E S E R I A L N U M B E R		Q T Y R E Q	P A R T N U M B E R	H O N D A C O D E
				FROM	TO			
13	SEAL, OIL, 14X24X6					1	91210-MB0-013	2248359
14	O-RING, 18X2.8					1	91314-MB0-003	1260876
15	PIN A, DOWEL, 8X14					1	94301-08140	0069310
16	BOLT, FLANGE, 6X12					2	95700-06012-00	0487025
	BOLT, FLANGE, 6X12					2	95701-06012-00	2105799
17	BOLT, FLANGE, 6X28					2	95700-06028-00	0483933
	BOLT, FLANGE, 6X28					2	95701-06028-00	2105849
18	BOLT, FLANGE, 6X32					2	95700-06032-00	0484477
	BOLT, FLANGE, 6X32					2	95701-06032-00	2105856
19	BOLT, FLANGE, 6X40					1	95700-06040-00	0483966
	BOLT, FLANGE, 6X40					1	95701-06040-00	2410942
20	BOLT, FLANGE, 6X45					2	95700-06045-00	0687830
	BOLT, FLANGE, 6X45					2	95701-06045-00	2529089
	BOLT, FLANGE, 6X45					2	95701-06045-07	2410967
21	BOLT, FLANGE, 6X50					1	95700-06050-00	0483974
	BOLT, FLANGE, 6X50					1	95701-06050-00	2410975
22	BOLT, FLANGE, 6X60					4	95700-06060-00	0687848
	BOLT, FLANGE, 6X60					4	95701-06060-00	2791119
23	BOLT, FLANGE, 6X90					1	95700-06090-00	0484014
	BOLT, FLANGE, 6X90					1	95701-06090-00	2533842
24	BOLT, FLANGE, 6X100					1	95700-06100-00	0484022
	BOLT, FLANGE, 6X100					1	95701-06100-00	2519742
25	BOLT, FLANGE, 8X45					1	95700-08045-00	0496497
	BOLT, FLANGE, 8X45					1	95701-08045-00	2533859
26	BOLT, FLANGE, 8X50					1	95700-08050-00	0687871
	BOLT, FLANGE, 8X50					1	95701-08050-00	2935740
27	BOLT, FLANGE, 8X80					1	95700-08080-00	0484048
	BOLT, FLANGE, 8X80					1	95701-08080-00	2533867
28	BOLT, FLANGE, 6X45					1	95701-06045-00	2529089
	BOLT, FLANGE, 6X45					1	95701-06045-07	2410967
29	BOLT, FLANGE, 6X12					3	96000-06012-00	0823666
	BOLT, FLANGE, 6X12					3	96001-06012-00	2105930

CONTENTS

TITLE	PAGE	GRID
AIR CLEANER	92	F7
AIR SUCTION VALVE	49	C12
ALTERNATOR	18	B9
BATTERY	89	F5
BRAKE CALIPER, FR.	71	E8
BRAKE PANEL, RR.	75	E10
CAM CHAIN	10	B5
CAMSHAFT	8	B4
CANISTER	122	G10
CARBURETOR (ASSY.)	44	C10
CARBURETOR (COMPONENTS)	47	C11
CLUTCH	14	B7
CLUTCH MASTER CYLINDER	64	E5
CRANKCASE COVER, R.	12	B6
CRANKSHAFT	30	C3
CROSS SHAFT	42	C9
CYLINDER BLOCK	26	C1
CYLINDER HEAD COVER	2	B1
CYLINDER HEAD, FR.	3	B1
CYLINDER HEAD, RR.	6	B3
EXHAUST MUFFLER	94	F8
FENDER, FR.	68	E7
FENDER, RR.	104	G1
FINAL DRIVEN GEAR	79	E12
FORK, FR.	69	E7
FR. BRAKE MASTER CYLINDER	62	E4
FRAME	116	G7
FUEL TANK	84	F3
GASKET KIT A	52	D2
GASKET KIT B	53	D2
GEARSHIFT DRUM	38	C7
HANDLEBAR	66	E6
HEADLIGHT	56	E1
OIL PAN	23	B11
PEDAL	96	F9
PULSE GENERATOR	16	B8
RADIATOR	112	G5
SEAT	87	F4
SHOCK ABSORBER	102	F12
SIDE COVER	88	F5
SPEEDOMETER	58	E2
STARTING MOTOR	22	B11
STEERING STEM	67	E6
STEP	98	F10
SWINGARM Y-	100	F11
SWITCH	60	E3
TACHOMETER	58	E2
TAILLIGHT	108	G3
TOOLS	120	G9
TRANSMISSION	36	C6
TURN SIGNAL	106	G2
WATER PIPE	40	C8
WATER PUMP	20	B10
WHEEL, FR.	73	E9
WHEEL, RR.	77	E11
WIRE HARNESS	110	G4

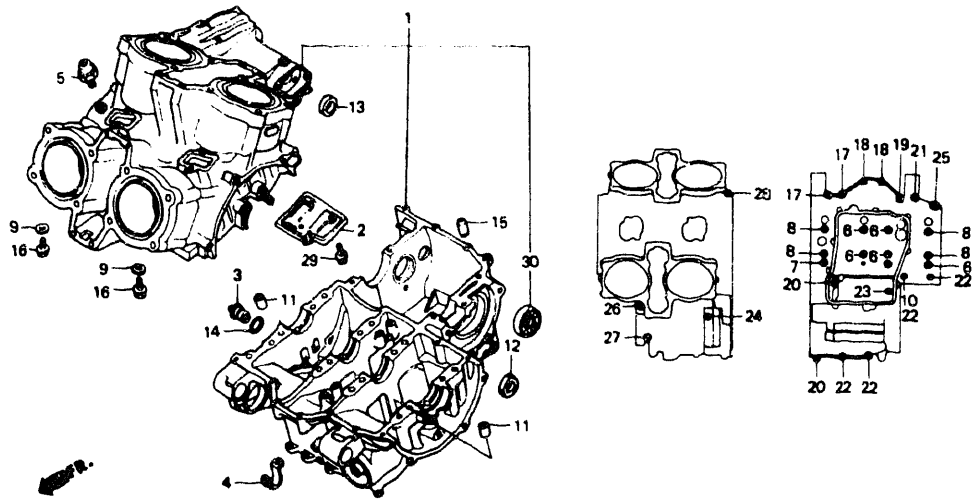
GRID

C1

VF700C'87 ENGINE NO.; RC21E-2300015 TO 2304999
VF700C'87 FRAME NO.; RC210-HM300007 TO HM303508
VF700C'87 ENGINE NO.; RC21E-2300020 TO 2303889
VF700C'87 FRAME NO.; RC210-HA305001 TO HA310415

VF700C'87 ENGINE NO.; RC21E-2300015 TO 2304999
VF700C'87 FRAME NO.; RC211-HM300006 TO HM300514
VF700C'87 ENGINE NO.; RC21E-2300020 TO 2303889
VF700C'87 FRAME NO.; RC211-HA305003 TO HA311015

CYLINDER BLOCK



BMN27A

VF700C'87		A R E A C O D E	E N G I N E S E R I A L N U M B E R	Q T Y R E Q	P A R T N U M B E R	H O N D A C O D E
Ref. No.	BLOCK NO. DESCRIPTION					
			FROM TO			
	30 BEARING, RADIAL BALL, 6304		-----	1	96100-63040-00	0341644

VF700C'87 ENGINE NO.; RC21E-2300015 TO 2304999
VF700C'87 FRAME NO.; RC210-HM300007 TO HM303508
VF700C'87 ENGINE NO.; RC21E-2300020 TO 2303889
VF700C'87 FRAME NO.; RC210-HA305001 TO HA310415

VF700C'87

VF700C'87		A R E A C O D E	E N G I N E S E R I A L N U M B E R	Q T Y R E Q	P A R T N U M B E R	H O N D A C O D E
Ref. No.	BLOCK NO. DESCRIPTION					
			FROM TO			

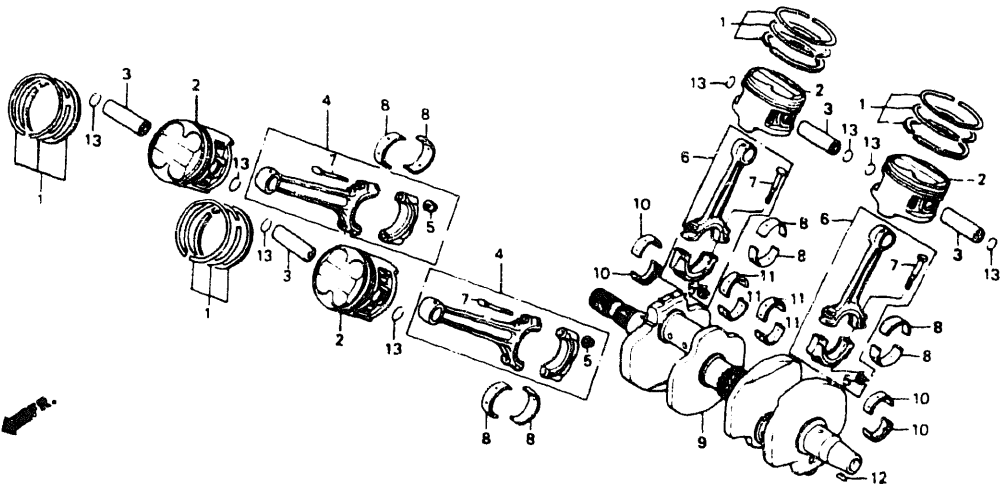
CONTENTS

TITLE	PAGE	GRID
AIR CLEANER	92	F7
AIR SUCTION VALVE	49	C12
ALTERNATOR	18	B9
BATTERY	89	F5
BRAKE CALIPER, FR.	71	E8
BRAKE PANEL, RR.	75	E10
CAM CHAIN	10	B5
CAMSHAFT	8	B4
CANISTER	122	G10
CARBURETOR (ASSY.)	44	C10
CARBURETOR (COMPONENTS)	47	C11
CLUTCH	14	B7
CLUTCH MASTER CYLINDER	64	E5
CRANKCASE COVER, R.	12	B6
CRANKSHAFT	30	C3
CROSS SHAFT	42	C9
CYLINDER BLOCK	26	C1
CYLINDER HEAD COVER	2	B1
CYLINDER HEAD, FR.	3	B1
CYLINDER HEAD, RR.	6	B3
EXHAUST MUFFLER	94	F8
FENDER, FR.	68	E7
FENDER, RR.	104	G1
FINAL DRIVEN GEAR	79	E12
FORK, FR.	69	E7
FR. BRAKE MASTER CYLINDER	62	E4
FRAME	116	G7
FUEL TANK	84	F3
GASKET KIT A	52	D2
GASKET KIT B	53	D2
GEARSHIFT DRUM	38	C7
HANDLEBAR	66	E6
HEADLIGHT	56	E1
OIL PAN	23	B11
PEDAL	96	F9
PULSE GENERATOR	16	B8
RADIATOR	112	G5
SEAT	87	F4
SHOCK ABSORBER	102	F12
SIDE COVER	88	F5
SPEEDOMETER	58	E2
STARTING MOTOR	22	B11
STEERING STEM	67	E6
STEP	98	F10
SWINGARM Y-	100	F11
SWITCH	60	E3
TACHOMETER	58	E2
TAILLIGHT	108	G3
TOOLS	120	G8
TRANSMISSION	36	C6
TURN SIGNAL	106	G2
WATER PIPE	40	C8
WATER PUMP	20	B10
WHEEL, FR.	73	E9
WHEEL, RR.	77	E11
WIRE HARNESS	110	G4

GRID

C2

CRANKSHAFT



BMN017

CRANKSHAFT

Crankshaft bearing selection
(Oil clearance 20 ~ 44 μm)

Crankshaft O.D. 36∅		A	B	C
Crankcase I.D. 39∅		0 - 0.008	- 0.008 - 0.016	- 0.016 - 0.024
1	0 + 0.008	E (Yellow)	D (Green)	C (Brown)
2	+ 0.008 + 0.016	D (Green)	C (Brown)	B (Black)
3	+ 0.016 + 0.024	C (Brown)	B (Black)	A (Blue)

Connecting rod bearing selection
(Oil clearance 28 ~ 52 μm)

Crank pin O.D. 36∅		A	B	C
Connecting rod I.D. 39∅		0 - 0.008	- 0.008 - 0.016	- 0.016 - 0.024
1	0 + 0.008	E (Yellow)	D (Green)	C (Brown)
2	+ 0.008 + 0.016	D (Green)	C (Brown)	B (Black)
3	+ 0.016 + 0.024	C (Brown)	B (Black)	A (Blue)

Connecting rod selection table

Front	Rear	13206-MB0-010	13207-MB0-010	13208-MB0-010	13209-MB0-010	13210-MB0-010
13201-MB0-010					•	•
13202-MB0-010				•	•	•
13203-MB0-010			•	•	•	
13204-MB0-010		•	•	•		
13205-MB0-010		•	•			

E14MNOH13 C

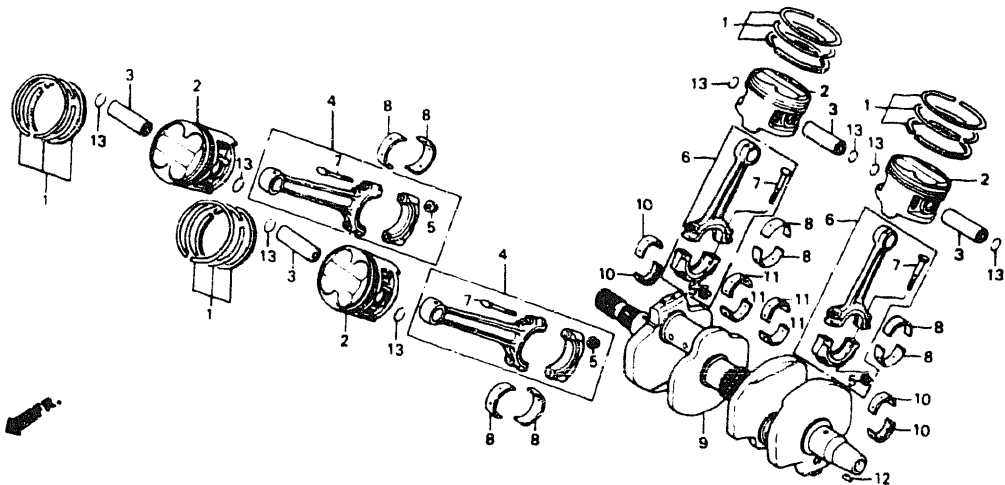
CONTENTS

TITLE	PAGE	GRID
AIR CLEANER	92	F7
AIR SUCTION VALVE	49	C12
ALTERNATOR	18	B9
BATTERY	89	F5
BRAKE CALIPER, FR.	71	E8
BRAKE PANEL, RR.	75	E10
CAM CHAIN	10	B5
CAMSHAFT	8	B4
CANISTER	122	G10
CARBURETOR (ASSY.)	44	C10
CARBURETOR (COMPONENTS)	47	C11
CLUTCH	14	B7
CLUTCH MASTER CYLINDER	64	E5
CRANKCASE COVER, R.	12	B6
CRANKSHAFT	30	C3
CROSS SHAFT	42	C9
CYLINDER BLOCK	26	C1
CYLINDER HEAD COVER	2	B1
CYLINDER HEAD, FR.	3	B1
CYLINDER HEAD, RR.	6	B3
EXHAUST MUFFLER	94	F8
FENDER, FR.	68	E7
FENDER, RR.	104	G1
FINAL DRIVEN GEAR	79	E12
FORK, FR.	69	E7
FR. BRAKE MASTER CYLINDER	62	E4
FRAME	116	G7
FUEL TANK	84	F3
GASKET KIT A	52	D2
GASKET KIT B	53	D2
GEARSHIFT DRUM	38	C7
HANDLEBAR	66	E6
HEADLIGHT	56	E1
OIL PAN	23	B11
PEDAL	96	F9
PULSE GENERATOR	16	B8
RADIATOR	112	G5
SEAT	87	F4
SHOCK ABSORBER	102	F12
SIDE COVER	82	F5
SPEEDOMETER	58	E2
STARTING MOTOR	22	B11
STEERING STEM	67	E6
STEP	98	F10
SWINGARM Y-	100	F11
SWITCH	60	E3
TACHOMETER	58	E2
TAILLIGHT	108	G3
TOOLS	120	G9
TRANSMISSION	36	C6
TURN SIGNAL	106	G2
WATER PIPE	40	C8
WATER PUMP	20	B10
WHEEL, FR.	73	E9
WHEEL, RR.	77	E11
WIRE HARNESS	110	G4

GRID

C3

CRANKSHAFT



BMN017

VF700C'87			A R E A C O D E	E N G I N E S E R I A L N U M B E R	Q T Y R E Q	P A R T N U M B E R	H O N D A C O D E
Ref. No.	BLOCK NO.	E-13					
	DESCRIPTION						
1	RING SET, PISTON (STD.) (NIPPON) .		-----	-----	4	13011-MN0-305	2523884
	RING SET, PISTON (STD.) (TEIKOKU)		-----	-----	4	13011-MN0-306	2523892
	RING SET, PISTON (0.25) (NIPPON) .		-----	-----	(4)	13021-MN0-305	2523900
	RING SET, PISTON (0.25) (TEIKOKU)		-----	-----	(4)	13021-MN0-306	2523918
	RING SET, PISTON (0.50) (NIPPON) .		-----	-----	(4)	13031-MN0-305	2523926
	RING SET, PISTON (0.50) (TEIKOKU)		-----	-----	(4)	13031-MN0-306	2523934
	RING SET, PISTON (0.75) (NIPPON) .		-----	-----	(4)	13041-MN0-305	2523942
	RING SET, PISTON (0.75) (TEIKOKU)		-----	-----	(4)	13041-MN0-306	2523959
	RING SET, PISTON (1.00) (NIPPON) .		-----	-----	(4)	13051-MN0-305	2523967
	RING SET, PISTON (1.00) (TEIKOKU)		-----	-----	(4)	13051-MN0-306	2523975
2	PISTON(ITC)		-----	-----	4	13101-MN0-000	2523983
	PISTON (0.25)		-----	-----	(4)	13102-MN0-305	2536464
	PISTON (0.50)		-----	-----	(4)	13103-MN0-305	2523991
	PISTON (0.75)		-----	-----	(4)	13104-MN0-305	2524007
	PISTON (1.00)		-----	-----	(4)	13105-MN0-305	2524015
3	PIN, PISTON		-----	-----	4	13111-MB0-000	1241140
	PIN, PISTON		-----	-----	4	13111-MT3-000	3482114
4	ROD ASSY. A, FR. CONNECTING		-----	-----	2	13201-MB1-870	1722966
	ROD ASSY. B, FR. CONNECTING		-----	-----	2	13202-MB1-870	1722974
	ROD ASSY. C, FR. CONNECTING		-----	-----	2	13203-MB1-870	1722982
	ROD ASSY. D, FR. CONNECTING		-----	-----	2	13204-MB1-870	1722990
	ROD ASSY. E, FR. CONNECTING		-----	-----	2	13205-MB1-870	1723006
5	NUT, CONNECTING ROD		-----	-----	8	13205-634-010	0549493
6	ROD ASSY. A, RR. CONNECTING		-----	-----	2	13206-MB1-870	1723014
	ROD ASSY. B, RR. CONNECTING		-----	-----	2	13207-MB1-870	1723022
	ROD ASSY. C, RR. CONNECTING		-----	-----	2	13208-MB1-870	1723030
	ROD ASSY. D, RR. CONNECTING		-----	-----	2	13209-MB1-870	1723048
	ROD ASSY. E, RR. CONNECTING		-----	-----	2	13210-MB1-870	1723055
7	BOLT, CONNECTING ROD (TOKAI TRW) .		-----	-----	8	13204-689-004	0725416
	BOLT, CONNECTING ROD (NAGOYA NEJI)		-----	-----	8	13213-422-004	0690792
8	BEARING A, CONNECTING ROD (BLUE) .		-----	-----	8	13224-MB0-003	1260116
	BEARING A, CONNECTING ROD (BLUE) .		-----	-----	8	13224-MB0-305	1853514

CONTENTS

TITLE	PAGE	GRID
AIR CLEANER	92	F7
AIR SUCTION VALVE	49	C12
ALTERNATOR	18	B9
BATTERY	89	F5
BRAKE CALIPER, FR.	71	E8
BRAKE PANEL, RR.	75	E10
CAM CHAIN	10	B5
CAMSHAFT	8	B4
CANISTER	122	G10
CARBURETOR (ASSY.)	44	C10
CARBURETOR (COMPONENTS)	47	C11
CLUTCH	14	B7
CLUTCH MASTER CYLINDER	64	E5
CRANKCASE COVER, R.	12	B6
CRANKSHAFT	30	C3
CROSS SHAFT	42	C9
CYLINDER BLOCK	26	C1
CYLINDER HEAD COVER ...	2	B1
CYLINDER HEAD, FR.	3	B1
CYLINDER HEAD, RR.	6	B3
EXHAUST MUFFLER	94	F8
FENDER, FR.	68	E7
FENDER, RR.	104	G1
FINAL DRIVEN GEAR	79	E12
FORK, FR.	69	E7
FR. BRAKE MASTER CYLINDER	62	E4
FRAME	116	G7
FUEL TANK	84	F3
GASKET KIT A	52	D2
GASKET KIT B	53	D2
GEARSHIFT DRUM	38	C7
HANDLEBAR	66	E6
HEADLIGHT	56	E1
OIL PAN	23	B11
PEDAL	96	F9
PULSE GENERATOR	16	B8
RADIATOR	112	G5
SEAT	87	F4
SHOCK ABSORBER	102	F12
SIDE COVER	88	F5
SPEEDOMETER	58	E2
STARTING MOTOR	22	B11
STEERING STEM	67	E6
STEP	98	F10
SWINGARM Y-	100	F11
SWITCH	60	E3
TACHOMETER	58	E2
TAILLIGHT	108	G3
TOOLS	120	G9
TRANSMISSION	36	C6
TURN SIGNAL	106	G2
WATER PIPE	40	C8
WATER PUMP	20	B10
WHEEL, FR.	73	E9
WHEEL, RR.	77	E11
WIRE HARNESS	110	G4

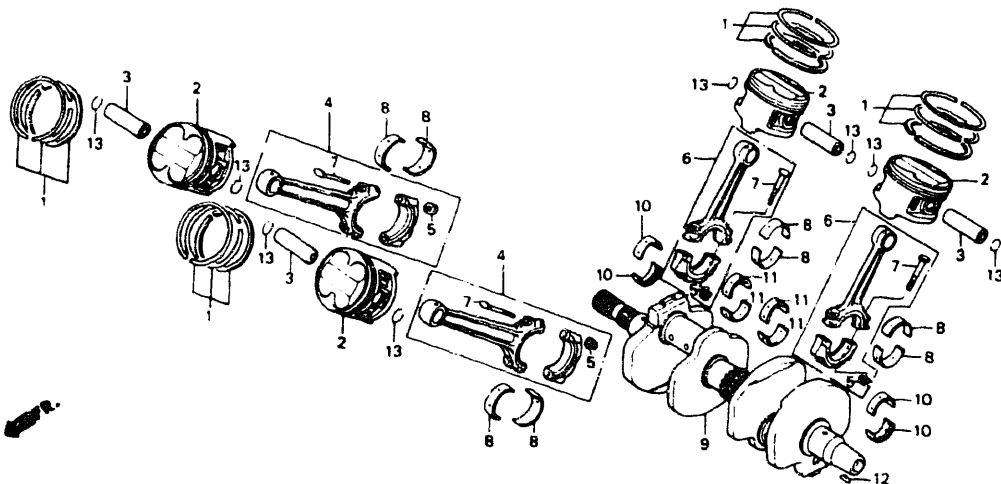
GRID

C4

VF700C'87 ENGINE NO.; RC21E-2300015 TO 2304999
VF700C'87 FRAME NO.; RC210-HM300007 TO HM303508
VF700C'87 ENGINE NO.; RC21E-2300020 TO 2303889
VF700C'87 FRAME NO.; RC210-HA305001 TO HA310415

VF700C'87 ENGINE NO.; RC21E-2300015 TO 2304999
VF700C'87 FRAME NO.; RC211-HM300006 TO HM300514
VF700C'87 ENGINE NO.; RC21E-2300020 TO 2303889
VF700C'87 FRAME NO.; RC211-HA305003 TO HA311015

CRANKSHAFT



BMN017

VF700C'87			A R E A C O D E	E N G I N E S E R I A L N U M B E R	Q T Y R E Q	P A R T N U M B E R	H O N D A C O D E
Ref.	BLOCK NO.	E-13					
No.	DESCRIPTION						
8	BEARING A, CONNECTING ROD (BLUE) .	-----	-----	8	13224-MB0-891	2053999	
	BEARING A, CONNECTING ROD (BLUE) .	-----	-----	8	13224-MB0-892	3255692	
	BEARING B, CONNECTING ROD (BLACK)	-----	-----	8	13225-MB0-003	1260124	
	BEARING B, CONNECTING ROD (BLACK)	-----	-----	8	13225-MB0-891	2054005	
	BEARING B, CONNECTING ROD (BLACK)	-----	-----	8	13225-MB0-892	3045499	
	BEARING C, CONNECTING ROD (BROWN)	-----	-----	8	13226-MB0-003	1260132	
	BEARING C, CONNECTING ROD (BROWN)	-----	-----	8	13226-MB0-891	2054013	
	BEARING C, CONNECTING ROD (BROWN)	-----	-----	8	13226-MB0-892	2956613	
	BEARING D, CONNECTING ROD (GREEN)	-----	-----	8	13227-MB0-003	1260140	
	BEARING D, CONNECTING ROD (GREEN)	-----	-----	8	13227-MB0-891	2054021	
	BEARING D, CONNECTING ROD (GREEN)	-----	-----	8	13227-MB0-892	2956621	
	BEARING E, CONNECTING ROD (YELLOW)	-----	-----	8	13228-MB0-003	1260157	
	BEARING E, CONNECTING ROD (YELLOW)	-----	-----	8	13228-MB0-891	2054039	
	BEARING E, CONNECTING ROD (YELLOW)	-----	-----	8	13228-MB0-892	2937829	
9	CRANKSHAFT COMP.	-----	-----	1	13300-MB1-871	2011112	
10	BEARING A, CRANKSHAFT (BLUE)	-----	-----	4	13314-MB0-013	2016962	
	BEARING B, CRANKSHAFT (BLACK) ...	-----	-----	4	13315-MB0-013	2016970	
	BEARING C, CRANKSHAFT (BROWN) ...	-----	-----	4	13316-MB0-013	2016988	
	BEARING D, CRANKSHAFT (GREEN) ...	-----	-----	4	13317-MB0-013	2016996	
	BEARING E, CRANKSHAFT (YELLOW) ..	-----	-----	4	13318-MB0-013	2017002	
11	BEARING A, CRANKSHAFT (BLUE)	-----	-----	4	13324-MB0-890	2017010	
	BEARING B, CRANKSHAFT (BLACK) ...	-----	-----	4	13325-MB0-890	2017028	
	BEARING C, CRANKSHAFT (BROWN) ...	-----	-----	4	13326-MB0-890	2017036	
	BEARING D, CRANKSHAFT (GREEN) ...	-----	-----	4	13327-MB0-890	2017044	
	BEARING D, CRANKSHAFT (GREEN) ...	-----	-----	4	13327-MB0-891	2777696	
	BEARING E, CRANKSHAFT (YELLOW) ..	-----	-----	4	13328-MB0-890	2017051	
12	KEY, WOODRUFF	-----	-----	1	90741-413-000	0957571	
13	CLIP, PISTON PIN, 18MM	-----	-----	8	94601-18000	0317305	

CONTENTS

TITLE	PAGE	GRID
AIR CLEANER	92	F7
AIR SUCTION VALVE	49	C12
ALTERNATOR	18	B9
BATTERY	89	F5
BRAKE CALIPER, FR.	71	E8
BRAKE PANEL, FR.	75	E10
CAM CHAIN	10	B5
CAMSHAFT	8	B4
CANISTER	122	G10
CARBURETOR (ASSY.)	44	C10
CARBURETOR		
(COMPONENTS)	47	C11
CLUTCH	14	B7
CLUTCH MASTER CYLINDER	64	E5
CRANKCASE COVER, R.	12	B6
CRANKSHAFT	30	C3
CROSS SHAFT	42	C9
CYLINDER BLOCK	26	C1
CYLINDER HEAD COVER	2	B1
CYLINDER HEAD, FR.	3	B1
CYLINDER HEAD, RR.	6	B3
EXHAUST MUFFLER	94	F8
FENDER, FR.	68	E7
FENDER, RR.	104	G1
FINAL DRIVEN GEAR	79	E12
FORK, FR.	69	E7
FR. BRAKE MASTER		
CYLINDER	62	E4
FRAME	116	G7
FUEL TANK	84	F3
GASKET KIT A	52	D2
GASKET KIT B	53	D2
GEARSHIFT DRUM	38	C7
HANDLEBAR	66	E6
HEADLIGHT	56	E1
OIL PAN	23	B11
PEDAL	96	F9
PULSE GENERATOR	16	B8
RADIATOR	112	G5
SEAT	87	F4
SHOCK ABSORBER	102	F12
SIDE COVER	88	F5
SPEEDOMETER	58	E2
STARTING MOTOR	22	B11
STEERING STEM	67	E6
STEP	98	F10
SWINGARM Y-	100	F11
SWITCH	60	E3
TACHOMETER	58	E2
TAILLIGHT	108	G3
TOOLS	120	G9
TRANSMISSION	36	C6
TURN SIGNAL	106	G2
WATER PIPE	40	C8
WATER PUMP	20	B10
WHEEL, FR.	73	E9
WHEEL, RR.	77	E11
WIRE HARNESS	110	G4

GRID

C5

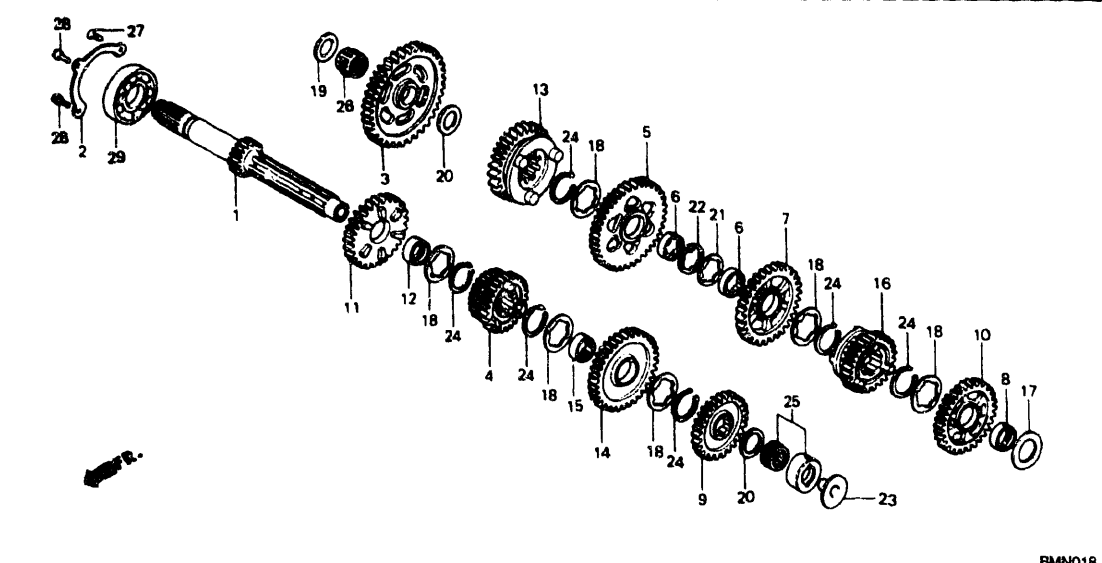
VF700C'87 ENGINE NO.; RC21E-2300015 TO 2304999
VF700C'87 FRAME NO.; RC210-HM300007 TO HM303508
VF700C'87 ENGINE NO.; RC21E-2300020 TO 2303889
VF700C'87 FRAME NO.; RC210-HA305001 TO HA310415

VF700C'87 ENGINE NO.; RC21E-2300015 TO 2304999
VF700C'87 FRAME NO.; RC211-HM300006 TO HM300514
VF700C'87 ENGINE NO.; RC21E-2300020 TO 2303889
VF700C'87 FRAME NO.; RC211-HA305003 TO HA311015

© AMERICAN HONDA MOTOR CO., LTD. 1983

35

TRANSMISSION



VF700C'87			A R E A	C O D E	Q T Y	R E Q	ENGINE SERIAL NUMBER		PART NUMBER	HONDA CODE
Ref. No.	BLOCK NO. DESCRIPTION	E-14					FROM	TO		
1	MAINSHAFT				1				23211-MN0-000	2525517
2	PLATE, BEARING SETTING				1				23212-MB0-010	1781582
3	GEAR, COUNTERSHAFT LOW (39T)				1				23421-MN0-000	2525525
4	GEAR, MAINSHAFT SECOND & THIRD (21T/24T)				1				23431-MN0-000	2525533
5	GEAR, COUNTERSHAFT SECOND (34T) .				1				23441-MB0-000	1242726
6	COLLAR, SPLINE, 25X9.5				2				23442-MB0-000	1242734
7	GEAR, COUNTERSHAFT THIRD (31T) ..				1				23461-MB0-000	1242742
8	COLLAR, 25X10				1				23462-MB0-000	1242759
9	GEAR, MAINSHAFT FOURTH (27T)				1				23471-MB0-000	1242767
10	GEAR, COUNTERSHAFT FOURTH (29T) .				1				23481-MB0-000	1242775
11	GEAR, MAINSHAFT FIFTH (29T)				1				23491-MK3-000	2019289
12	COLLAR, 25X12				1				23495-MB0-000	1242791
13	GEAR, COUNTERSHAFT FIFTH (26T) ..				1				23501-MN0-000	2525541
14	GEAR, MAINSHAFT SIXTH (32T)				1				23511-MK3-000	2019313
15	COLLAR, SPLINE, 25X12.5				1				23512-MB0-000	1242825

VF700C'87 ENGINE NO.; RC21E-2300015 TO 2304999
VF700C'87 FRAME NO.; RC210-HM300007 TO HM303508
VF700C'87 ENGINE NO.; RC21E-2300020 TO 2303889
VF700C'87 FRAME NO.; RC210-HA305001 TO HA310415

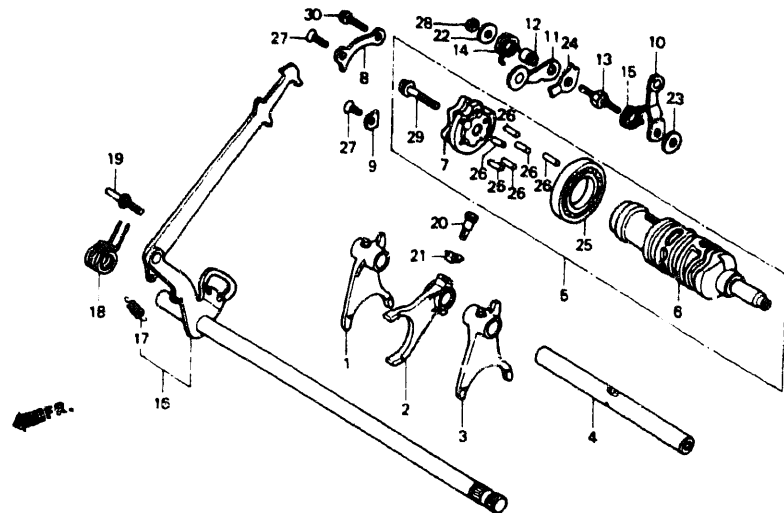
VF700C'87 ENGINE NO.; RC21E-2300015 TO 2304999
VF700C'87 FRAME NO.; RC211-HM300006 TO HM300514
VF700C'87 ENGINE NO.; RC21E-2300020 TO 2303889
VF700C'87 FRAME NO.; RC211-HA305003 TO HA311015

VF700C'87			A R E A	C O D E	Q T Y	R E Q	ENGINE SERIAL NUMBER		PART NUMBER	HONDA CODE
Ref. No.	BLOCK NO. DESCRIPTION	E-14					FROM	TO		
16	GEAR, COUNTERSHAFT SIXTH (24T) ..				1				23521-MN0-000	2525558
17	WASHER K, DRIVE PINION				1				41460-371-000	1243310
18	WASHER, THRUST, 25X34				6				90452-371-000	0409136
19	WASHER, THRUST, 20X1.05				1				90453-MB0-770	1312735
	WASHER, THRUST, 20X0.95				1				90455-MB0-770	1312743
	WASHER, THRUST, 20X0.90				1				90456-MB0-770	1312750
	WASHER, THRUST, 20X0.85				1				90457-MB0-770	1312768
20	WASHER, THRUST, 20X1.00				2				90454-428-000	0684902
21	WASHER B, THRUST, 25MM				1				90461-286-000	0172460
22	WASHER, LOCK, 25MM				1				90462-323-000	0255257
23	ORIFICE, PLATE				1				90558-MB0-000	1251396
24	CIRCLIP, 25MM				6				90601-300-000	0193482
25	BEARING, NEEDLE, 20MM				1				91022-MN0-000	2528883
26	BEARING, NEEDLE, 20X24X11				1				91026-MN0-003	2528891
27	SCREW, FLAT, 6X16				1				93600-06016-0A	0805358
28	BOLT, FLANGE, 6X16				2				96000-06016-00	1113687
	BOLT, FLANGE, 6X16				2				96001-06016-00	2105955
29	BEARING, RADIAL BALL, 6305				1				96100-63050-00	0674408

CONTENTS

TITLE	PAGE	GRID
AIR CLEANER	92	F7
AIR SUCTION VALVE	49	C12
ALTERNATOR	18	B9
BATTERY	89	F5
BRAKE CALIPER, FR.	71	E8
BRAKE PANEL, RR.	75	E10
CAM CHAIN	10	B5
CAMSHAFT	8	B4
CANISTER	122	G10
CARBURETOR (ASSY.)	44	C10
CARBURETOR		
(COMPONENTS)	47	C11
CLUTCH	14	B7
CLUTCH MASTER CYLINDER	64	E5
CRANKCASE COVER, R.	12	B6
CRANKSHAFT	30	C3
CROSS SHAFT	42	C9
CYLINDER BLOCK	26	C1
CYLINDER HEAD COVER	2	B1
CYLINDER HEAD, FR.	3	B1
CYLINDER HEAD, RR.	6	B3
EXHAUST MUFFLER	94	F8
FENDER, FR.	68	E7
FENDER, RR.	104	G1
FINAL DRIVEN GEAR	79	E12
FORK, FR.	69	E7
FR. BRAKE MASTER		
CYLINDER	62	E4
FRAME	116	G7
FUEL TANK	84	F3
GASKET KIT A	52	D2
GASKET KIT B	53	D2
GEARSHIFT DRUM	38	C7
HANDLEBAR	66	E6
HEADLIGHT	56	E1
OIL PAN	23	B11
PEDAL	96	F9
PULSE GENERATOR	16	B8
RADIATOR	112	G5
SEAT	87	F4
SHOCK ABSORBER	102	F12
SIDE COVER	88	F5
SPEEDOMETER	58	E2
STARTING MOTOR	22	B11
STEERING STEM	67	E6
STEP	98	F10
SWINGARM Y-	100	F11
SWITCH	60	E3
TACHOMETER	58	E2
TAILLIGHT	108	G3
TOOLS	120	G9
TRANSMISSION	36	C6
TURN SIGNAL	106	G2
WATER PIPE	40	C8
WATER PUMP	20	B10
WHEEL, FR.	73	E9
WHEEL, RR.	77	E11
WIRE HARNESS	110	G4

GEARSHIFT DRUM



BMN28A

VF700C'87		AREA CODE	ENGINE SERIAL NUMBER	QTY REQ	PART NUMBER	HONDA CODE
Ref. No.	BLOCK NO. E-15 DESCRIPTION					
1	FORK, R. GEARSHIFT			1	24211-MB4-830	2247682
2	FORK C, GEARSHIFT (24212-MB4-000 MNOA-E-0056)			1	24212-MNO-000	2525640
3	FORK, L. GEARSHIFT			1	24213-MB4-830	2247690
4	SHAFT COMP., GEARSHIFT FORK			1	24261-MK3-770	2247708
5	DRUM ASSY., GEARSHIFT			1	24300-MB0-870	1781624
6	DRUM, GEARSHIFT			1	24302-MB1-870	1723089
7	PLATE, DRUM CAM			1	24305-MB6-000	1708304
8	PLATE A, DRUM			1	24320-MB0-000	1242916
9	PLATE B, DRUM SETTING			1	24321-MB0-000	1242924
10	ARM COMP., NEUTRAL STOPPER			1	24420-MB0-000	1242932
11	ARM COMP., SHIFT DRUM STOPPER			1	24430-MB0-000	1242940
12	COLLAR, GEARSHIFT DRUM STOPPER ..			1	24432-413-000	0494336
13	SHAFT, SHIFT DRUM STOPPER PIVOT ..			1	24434-MB0-000	1242957
14	SPRING, SHIFT DRUM STOPPER			1	24435-MB0-000	1242965
15	SPRING, NEUTRAL STOPPER			1	24436-MB1-000	1245828

VF700C'87		AREA CODE	ENGINE SERIAL NUMBER	QTY REQ	PART NUMBER	HONDA CODE
Ref. No.	BLOCK NO. E-15 DESCRIPTION					
16	SPINDLE COMP., GEARSHIFT			1	24610-MB0-000	1242981
17	SPRING, GEARSHIFT ARM			1	24641-MB0-010	1554047
18	SPRING, GEARSHIFT RETURN			1	24651-MB1-000	1245836
19	PIN, SHIFT RETURN SPRING			1	24652-259-000	0039461
20	BOLT, SPECIAL, 7X18			1	90041-MB0-000	1243468
21	WASHER, LOCK			1	90407-MB0-000	1243575
22	WASHER, SHIFT DRUM STOPPER			1	90487-MB0-000	1243666
23	WASHER, 6X2.3			1	90488-MB0-000	1243674
24	WASHER, SPECIAL, 6MM			1	90489-MB0-000	1266097
25	BEARING, BALL, 16005 (NTN)			1	91008-374-003	0362855
	BEARING, 16005			1	91051-719-003	1243823
26	ROLLER, 4X13.8			6	91101-MB0-003	1243831
27	SCREW, FLAT, 6X16			2	93600-06016-0A	0805358
28	NUT, HEX., 6MM			1	94002-06200	1317015
29	BOLT, FLANGE, 8X32			1	95800-08032-00	0768879
	BOLT, FLANGE, 8X32			1	95801-08032-00	3699352
30	BOLT, FLANGE, 6X16			1	96000-06016-00	1113687
	BOLT, FLANGE, 6X16			1	96001-06016-00	2105955

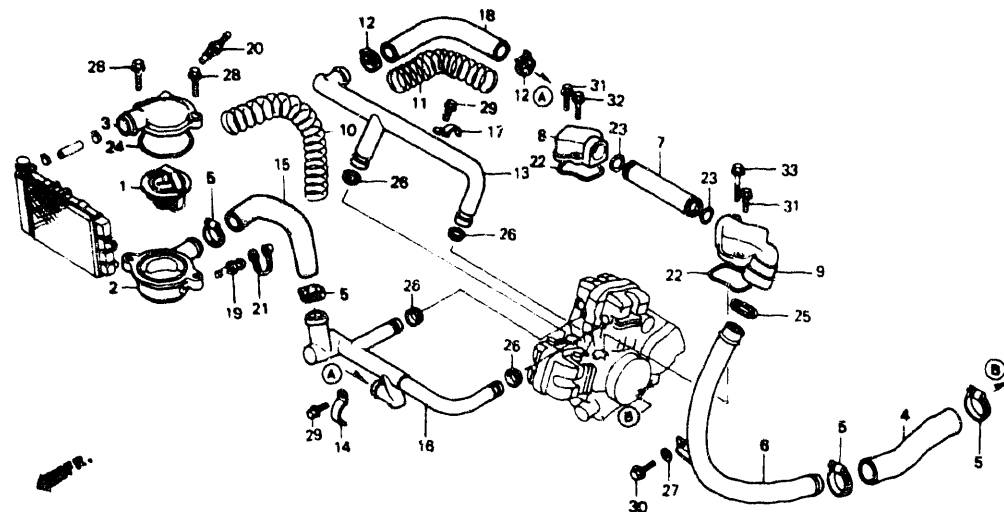
CONTENTS

TITLE	PAGE	GRID
AIR CLEANER	92	F7
AIR SUCTION VALVE	49	C12
ALTERNATOR	18	B9
BATTERY	89	F5
BRAKE CALIPER, FR.	71	E8
BRAKE PANEL, RR.	75	E10
CAM CHAIN	10	B5
CAMSHAFT	8	B4
CANISTER	122	G10
CARBURETOR (ASSY.)	44	C10
CARBURETOR		
(COMPONENTS)	47	C11
CLUTCH	14	B7
CLUTCH MASTER CYLINDER	64	E5
CRANKCASE COVER, R.	12	B6
CRANKSHAFT	30	C3
CROSS SHAFT	42	C9
CYLINDER BLOCK	26	C1
CYLINDER HEAD COVER	2	B1
CYLINDER HEAD, FR.	3	B1
CYLINDER HEAD, RR.	6	B3
EXHAUST MUFFLER	94	F8
FENDER, FR.	68	E7
FENDER, RR.	104	G1
FINAL DRIVEN GEAR	79	E12
FORK, FR.	66	E7
FR. BRAKE MASTER CYLINDER	62	E4
FRAME	116	G7
FUEL TANK	84	F3
GASKET KIT A	52	D2
GASKET KIT B	53	D2
GEARSHIFT DRUM	38	C7
HANDLEBAR	66	E6
HEADLIGHT	56	E1
OIL PAN	23	B11
PEDAL	96	F9
PULSE GENERATOR	16	B8
RADIATOR	112	G5
SEAT	87	F4
SHOCK ABSORBER	102	F12
SIDE COVER	88	F5
SPEEDOMETER	58	E2
STARTING MOTOR	22	B11
STEERING STEM	67	E6
STEP	98	F10
SWINGARM Y- SWITCH	100	F11
TACHOMETER	60	E3
TACHOMETER	58	E2
TAILLIGHT	108	G3
TOOLS	120	G9
TRANSMISSION	36	C6
TURN SIGNAL	106	G2
WATER PIPE	40	C8
WATER PUMP	20	B10
WHEEL, FR.	73	E9
WHEEL, RR.	77	E11
WIRE HARNESS	110	G4

VF700C'87 ENGINE NO.; RC21E-2300015 TO 2304999
VF700C'87 FRAME NO.; RC210-HM300007 TO HM303508
VF700C'87 ENGINE NO.; RC21E-2300020 TO 2303889
VF700C'87 FRAME NO.; RC210-HA305001 TO HA310415

VF700C'87 ENGINE NO.; RC21E-2300015 TO 2304999
VF700C'87 FRAME NO.; RC211-HM300006 TO HM300514
VF700C'87 ENGINE NO.; RC21E-2300020 TO 2303889
VF700C'87 FRAME NO.; RC211-HA305003 TO HA311015

WATER PIPE



BMN29

VF700C'87		AREA CODE	ENGINE SERIAL NUMBER	QTY REQ	PART NUMBER	HONDA CODE
Ref. No.	BLOCK NO. DESCRIPTION					
1	THERMOSTAT			1	19300-MB0-003	1242155
2	CASE, THERMOSTAT			1	19311-MB1-000	1245646
3	COVER, THERMOSTAT			1	19315-MB0-770	1316595
4	HOSE, CONNECTING			1	19502-MB4-000	1386887
5	CLAMP, RADIATOR HOSE			4	19503-ML0-003	2525301
	CLAMP, HOSE, 24-32			4	19516-ML7-691	3991437
6	PIPE, WATER OUTLET CONNECTING ...			1	19504-MB0-000	1242197
7	PIPE, CONNECTING			1	19507-MB0-000	1242205
8	CAP A, CONNECTING PIPE			1	19508-MN0-000	2525319
9	CAP B, CONNECTING PIPE			1	19509-MN0-000	2525327
10	WIRE A, GUARD			1	19511-MB4-680	1811124
11	GUARD B, WIRE			1	19512-MN0-000	2525335
12	CLIP B, HOSE			2	19514-ME9-003	1536051
13	PIPE A, WATER			1	19520-MN0-000	2525343
14	CLAMP A, WATER PIPE			1	19524-MB0-000	1242254
15	HOSE, WATER			1	19526-MN0-000	2525350

VF700C'87

Ref. No.	BLOCK NO. DESCRIPTION	AREA CODE	ENGINE SERIAL NUMBER		QTY REQ	PART NUMBER	HONDA CODE
			FROM	TO			
16	PIPE B, WATER		-----	-----	1	19530-MN0-000	2525368
17	CLAMP B, WATER PIPE		-----	-----	1	19534-MB2-000	1428119
18	HOSE B, WATER		-----	-----	1	19536-MB0-000	1242296
19	SCREW, BLEEDER		-----	-----	1	22866-MF2-711	2247666
20	SENDING UNIT, WATER TEMPERATURE (ND)		-----	-----	1	37750-PC1-004	1130780
21	CAP, BLEEDER SCREW		-----	-----	1	43353-461-771	0954230
22	GASKET, CONNECTING CAP		-----	-----	2	91301-MB0-000	1243880
23	O-RING, 18.3X2.3 (ARAI)		-----	-----	2	91301-147-023	1005453
24	O-RING, 58X2		-----	-----	1	91307-MB0-003	1260827
25	SEAL, WATER PIPE		-----	-----	1	91315-MB0-013	1435239
26	SEAL, WATER PIPE (ARAI)		-----	-----	4	91315-ME9-003	1373596
27	WASHER, PLAIN, 6MM		-----	-----	1	94101-06000	0059071
	WASHER, PLAIN, 6MM		-----	-----	1	94101-06080	3136074
	WASHER, PLAIN, 6MM		-----	-----	1	94101-06800	0345900
28	BOLT, FLANGE, 6X28		-----	-----	2	95700-06028-00	0483933
	BOLT, FLANGE, 6X28		-----	-----	2	95701-06028-00	2105849
29	BOLT, FLANGE, 6X14		-----	-----	2	96000-06014-00	0782854
	BOLT, FLANGE, 6X14		-----	-----	2	96001-06014-00	2154672
30	BOLT, FLANGE, 6X16		-----	-----	1	96000-06016-00	1113687
	BOLT, FLANGE, 6X16		-----	-----	1	96001-06016-00	2105955
31	BOLT, FLANGE, 6X22		-----	-----	2	96001-06022-00	2112191
32	BOLT, FLANGE, 6X25		-----	-----	1	96001-06025-00	2105989
33	BOLT, FLANGE, 6X35		-----	-----	1	96001-06035-00	2112209

CONTENTS

TITLE	PAGE	GRID
AIR CLEANER	92	F7
AIR SUCTION VALVE	49	C12
ALTERNATOR	18	B9
BATTERY	89	F5
BRAKE CALIPER, FR.	71	E8
BRAKE PANEL, RR.	75	E10
CAM CHAIN	10	B5
CAMSHAFT	8	B4
CANISTER	122	G10
CARBURETOR (ASSY.)	41	C10
CARBURETOR (COMPONENTS)	47	C11
CLUTCH	14	B7
CLUTCH MASTER CYLINDER	64	E5
CRANKCASE COVER, R.	12	B6
CRANKSHAFT	30	C3
CROSS SHAFT	42	C9
CYLINDER BLOCK	26	C1
CYLINDER HEAD COVER	2	B1
CYLINDER HEAD, FR.	3	B1
CYLINDER HEAD, RR.	6	B3
EXHAUST MUFFLER	94	F8
FENDER, FR.	68	E7
FENDER, RR.	104	G1
FINAL DRIVEN GEAR	79	E12
FORK, FR.	69	E7
FR. BRAKE MASTER CYLINDER	62	E4
FRAME	116	G7
FUEL TANK	84	F3
GASKET KIT A	52	D2
GASKET KIT B	53	D2
GEARSHIFT DRUM	38	C7
HANDLEBAR	66	E6
HEADLIGHT	56	E1
OIL PAN	23	B11
PEDAL	96	F9
PULSE GENERATOR	16	B8
RADIATOR	112	G5
SEAT	87	F4
SHOCK ABSORBER	102	F12
SIDE COVER	88	F5
SPEEDOMETER	58	E2
STARTING MOTOR	22	B11
STEERING STEM	67	E6
STEP	98	F10
SWINGARM Y- ...	100	F11
SWITCH	60	E3
TACHOMETER	58	E2
TAILLIGHT	108	G3
TOOLS	120	G9
TRANSMISSION	36	C6
TURN SIGNAL	106	G2
WATER PIPE	40	C8
WATER PUMP	20	B10
WHEEL, FR.	73	E9
WHEEL, RR.	77	E11
WIRE HARNESS	110	G4

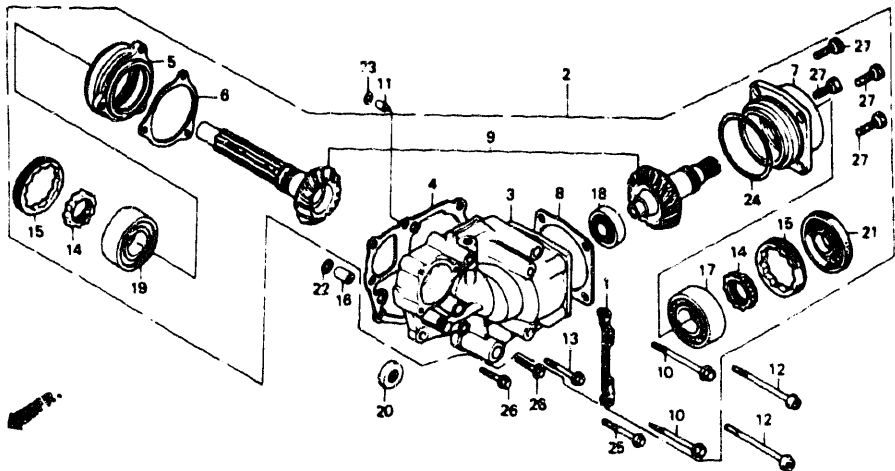
GRID

C8

VF700C'87 ENGINE NO.; RC21E-2300015 TO 2304999
VF700C'87 FRAME NO.; RC210-HM300007 TO HM303508
VF700C'87 ENGINE NO.; RC21E-2300020 TO 2303889
VF700C'87 FRAME NO.; RC210-HA305001 TO HA310415

VF700C'87 ENGINE NO.; RC21E-2300015 TO 2304999
VF700C'87 FRAME NO.; RC211-HM300006 TO HM300514
VF700C'87 ENGINE NO.; RC21E-2300020 TO 2303889
VF700C'87 FRAME NO.; RC211-HA305003 TO HA311015

CROSS SHAFT



BMN019

VF700C'87			A R E A C O D E	E N G I N E S E R I A L N U M B E R	Q T Y R E Q	P A R T N U M B E R	H O N D A C O D E
Ref.	BLOCK NO.	E-17					
No.	DESCRIPTION						
1	STAY A, RR. COVER	----	----	1	11342-MK3-010	2523751	
2	CASE ASSY., SIDE GEAR	----	----	1	21100-MN0-000	2525392	
3	CASE COMP., SIDE GEAR	----	----	1	21200-MN0-000	2525418	
4	GASKET, SIDE GEAR CASE	----	----	1	21291-MB0-770	1290758	
5	HOLDER, COUNTERSHAFT BEARING	----	----	1	21301-MB0-000	1245687	
6	SHIM, COUNTERSHAFT (0.40)	----	----	AR	21321-MB0-770	1290824	
	SHIM, COUNTERSHAFT (0.45)	----	----	AR	21322-MB0-770	1290832	
	SHIM, COUNTERSHAFT (0.50)	----	----	AR	21323-MB0-770	1290857	
	SHIM, COUNTERSHAFT (0.55)	----	----	AR	21324-MB0-770	1290865	
	SHIM, COUNTERSHAFT (0.60)	----	----	AR	21325-MB0-770	1290881	
7	HOLDER, CROSS SHAFT BEARING	----	----	1	21371-MB0-000	1242510	
8	SHIM, CROSS SHAFT (0.20)	----	----	AR	21377-MB0-770	2429744	
	SHIM, CROSS SHAFT (0.25)	----	----	AR	21378-MB0-770	2429751	
	SHIM, CROSS SHAFT (0.30)	----	----	AR	21379-MB0-770	2429769	
	SHIM, CROSS SHAFT (0.35)	----	----	AR	21380-MB0-770	2429777	
	SHIM, CROSS SHAFT (0.40)	----	----	AR	21381-MB0-770	1290907	

VF700C'87			AREA CODE	ENGINE SERIAL NUMBER	QTY REQ	PART NUMBER	HONDA CODE
Ref. No.	BLOCK NO.	E-17 DESCRIPTION					
8	SHIM, CROSS SHAFT (0.45)		-----	AR	21382-MB0-770	1290931
	SHIM, CROSS SHAFT (0.50)		-----	AR	21383-MB0-770	1290949
	SHIM, CROSS SHAFT (0.55)		-----	AR	21384-MB0-770	1290956
	SHIM, CROSS SHAFT (0.60)		-----	AR	21385-MB0-770	1290980
9	SHAFT SET, CROSS		-----	1	23200-MN0-000	2525491
10	BOLT, FLANGE, 8X100		-----	2	90042-ME5-000	1330703
11	ORIFICE, OIL CONTROL		-----	1	90049-MB0-000	1243484
12	BOLT, FLANGE SOCKET, 8X85		-----	2	90062-HA0-000	1824267
13	BOLT, UBS, 8X60		-----	1	90063-MB0-003	1243526
14	NUT, LOCK, 30MM		-----	2	90241-MB0-000	1243559
15	NUT, LOCK, 64MM		-----	2	90242-MB0-000	1243567
16	ORIFICE, PIN, 10X16		-----	1	90703-MB0-000	1243732
17	BEARING, BALL, 5206 (TOYO)		-----	1	91008-300-008	0315358
18	BEARING, BALL, 6303 (KOYO)		-----	1	91011-MB0-003	1243757
	BEARING, BALL, 6303 (TOYO)		-----	1	91011-MB0-004	1243765
19	BEARING, RADIAL BALL, 5206		-----	1	91012-MG7-003	1562438
20	OIL SEAL, 8X25X8		-----	1	91204-MB0-003	1331099
	OIL SEAL, 8X25X8 (ARAI)		-----	1	91204-MB0-013	2952943
21	OIL SEAL, 25X66X8.5 (ARAI)		-----	1	91205-MB0-771	1312776
	OIL SEAL, 25X66X8.5 (ARAI)		-----	1	91205-MG7-003	1562446
22	O-RING, 9.8X2.4		-----	1	91305-422-000	0688986
23	O-RING, 5.7X2.2 (ARAI)		-----	1	91308-MB0-003	1260835
24	O-RING, 3X70		-----	1	91314-MJ0-000	1690767
	O-RING, 70X3		-----	1	91314-300-000	0483826
25	BOLT, FLANGE, 8X65		-----	1	95701-08065-00	2529113
26	BOLT, FLANGE, 6X28		-----	2	96001-06028-00	2106003
27	BOLT, SOCKET, 8X22		-----	4	96700-08022-17	2030625

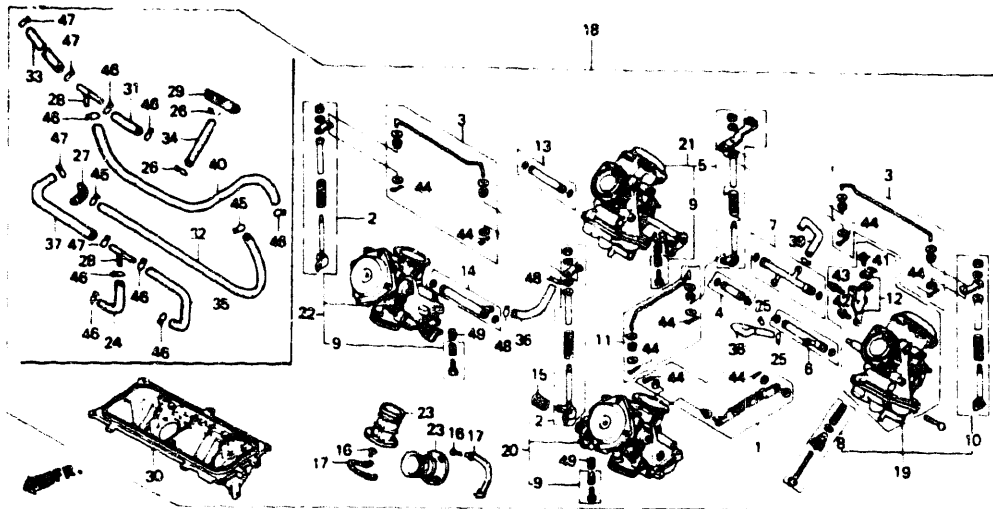
CONTENTS

TITLE	PAGE	GRID
AIR CLEANER	92	F7
AIR SUCTION VALVE	49	C12
ALTERNATOR	18	B9
BATTERY	89	F5
BRAKE CALIPER, FR.	71	E8
BRAKE PANEL, RR.	75	E10
CAM CHAIN	10	B5
CAMSHAFT	8	B4
CANISTER	122	G10
CARBURETOR (ASSY.)	44	C10
CARBURETOR		
(COMPONENTS)	47	C11
CLUTCH	14	B7
CLUTCH MASTER CYLINDER	64	E5
CRANKCASE COVER, R.	12	B6
CRANKSHAFT	30	C3
CROSS SHAFT	42	C9
CYLINDER BLOCK	26	C1
CYLINDER HEAD COVER	2	B1
CYLINDER HEAD, FR.	3	B1
CYLINDER HEAD, RR.	6	B3
EXHAUST MUFFLER	94	F8
FENDER, FR.	68	E7
FENDER, RR.	104	G1
FINAL DRIVEN GEAR	79	E12
FORK, FR.	69	E7
FR. BRAKE MASTER		
CYLINDER	62	E4
FRAME	116	G7
FUEL TANK	84	F3
GASKET KIT A	52	D2
GASKET KIT B	53	D2
GEARSHIFT DRUM	38	C7
HANDLEBAR	66	E6
HEADLIGHT	56	E1
OIL PAN	23	B11
PEDAL	96	F9
PULSE GENERATOR	16	B8
RADIATOR	112	G5
SEAT	87	F4
SHOCK ABSORBER	102	F12
SIDE COVER	88	F5
SPEEDOMETER	58	E2
STARTING MOTOR	22	B11
STEERING STEM	67	E6
STEP	98	F10
SWINGARM Y-	100	F11
SWITCH	60	E3
TACHOMETER	58	E2
TAILLIGHT	108	G3
TOOLS	120	G9
TRANSMISSION	36	C6
TURN SIGNAL	106	G2
WATER PIPE	40	C8
WATER PUMP	20	B10
WHEEL, FR.	73	E9
WHEEL, RR.	77	E11
WIRE HARNESS	110	G4

VF700C'87 ENGINE NO.; RC21E-2300015 TO 2304999
VF700C'87 FRAME NO.; RC210-HM300007 TO HM303508
VF700C'87 ENGINE NO.; RC21E-2300020 TO 2303889
VF700C'87 FRAME NO.; RC210-HA305001 TO HA310415

VF700C'87 ENGINE NO.; RC21E-2300015 TO 2304999
VF700C'87 FRAME NO.; RC211-HM300006 TO HM300514
VF700C'87 ENGINE NO.; RC21E-2300020 TO 2303889
VF700C'87 FRAME NO.; RC211-HA305003 TO HA311015

CARBURETOR (ASSY.)

**BMING3**

VF700C'87			A R E A C O D E	E N G I N E S E R I A L N U M B E R	Q T Y R E Q	P A R T N U M B E R	H O N D A C O D E
Ref. No.	BLOCK NO. DESCRIPTION	E-18					
1	LEVER SET A, LINK				1	16017-MB0-672	1435247
2	LINK SET A, STARTER				2	16018-MK3-771	2536555
3	ROD SET A, STARTER LINK				2	16019-MB0-671	1241801
4	JOINT SET C, FUEL				1	16022-MB1-771	1313964
5	LINK SET B, STARTER				1	16025-MK3-771	2536563
6	JOINT SET A, FUEL				1	16026-MB0-671	1241827
7	JOINT SET E, FUEL	A			1	16027-MB2-004	1723113
	JOINT SET E, FUEL	AC			1	16027-MK3-781	2257301
8	SCREW SET B				1	16028-MK3-781	2257319
9	SCREW SET C				3	16029-MB0-671	1241843
10	LINK SET C, STARTER				1	16031-MK3-771	2536571
11	ROD SET B, STARTER LINK				1	16032-MB0-671	1241868
12	PLATE SET, STAY				1	16035-MB0-671	1241876
13	JOINT SET D, FUEL				1	16042-MB1-771	1313972
14	JOINT SET B, FUEL				1	16047-MB0-671	1241900
	JOINT SET B, FUEL				1	16047-MB0-771	1384965

© AMERICAN HONDA MOTOR CO., LTD. 1993

VF700C'87 ENGINE NO.; RC21E-2300015 TO 2304999
VF700C'87 FRAME NO.; RC210-HM300007 TO HM303508
VF700C'87 ENGINE NO.; RC21E-2300020 TO 2303889
VF700C'87 FRAME NO.; RC210-HA305001 TO HA310415

VF700C'87 ENGINE NO.; RC21E-2300015 TO 2304999
VF700C'87 FRAME NO.; RC211-HM300006 TO HM300514
VF700C'87 ENGINE NO.; RC21E-2300020 TO 23C3889
VF700C'87 FRAME NO.; RC211-HA305003 TO HA311015

C10

VF700C'87			A R E A C O D E	ENGINE SERIAL NUMBER		Q T Y R E Q	PART NUMBER	HONDA CODE
Ref. No.	BLOCK NO. DESCRIPTION	E-18		FROM	TO			
15	SPRING		-----	-----	3	16053-MB0-671	1241942	
16	SCREW, PAN		-----	-----	8	16080-MB0-671	1241959	
17	WASHER, TONGUED		-----	-----	4	16090-MK3-004	2257343	
18	CARBURETOR ASSY.	A	-----	2304629	1	16100-MN0-004	2524437	
	CARBURETOR ASSY.	A	2304630	-----	1	16100-MN0-014	2619476	
	CARBURETOR ASSY.	AC	-----	-----	1	16100-MN0-682	2583045	
19	CARBURETOR ASSY. 1	A	-----	VDECA A	1	16101-MN0-004	2536605	
	CARBURETOR ASSY. 1	A	VDECA B	-----	1	16101-MN0-014	2619484	
	CARBURETOR ASSY. 1	AC	-----	-----	1	16101-MN0-682	2619492	
20	CARBURETOR ASSY. 2	A	-----	VDECA A	1	16102-MN0-004	2536621	
	CARBURETOR ASSY. 2	A	VDECA B	-----	1	16102-MN0-014	2619518	
	CARBURETOR ASSY. 2	AC	-----	-----	1	16102-MN0-682	2619526	
21	CARBURETOR ASSY. 3	A	-----	VDECA A	1	16103-MN0-004	2536647	
	CARBURETOR ASSY. 3	A	-----	VDECA A	1	16103-MN0-014	2658144	
	CARBURETOR ASSY. 3	A	VDECA B	-----	1	16103-MN0-014	2658144	
	CARBURETOR ASSY. 3	AC	-----	-----	1	16103-MN0-682	2619534	
22	CARBURETOR ASSY. 4	A	-----	VDECA A	1	16104-MN0-004	2536662	
	CARBURETOR ASSY. 4	A	VDECA B	-----	1	16104-MN0-014	2619542	
	CARBURETOR ASSY. 4	AC	-----	-----	1	16104-MN0-682	2619559	
23	FUNNEL, AIR		-----	-----	4	16141-MN0-004	2536720	
24	TUBE	AC	-----	-----	1	16144-MK3-781	2257475	
25	CLIP, TUBE		-----	-----	2	16163-MB3-671	1839364	
26	CLIP, TUBE	AC	-----	-----	2	16179-MB6-671	2076545	
27	PLATE, CLIP	AC	-----	-----	1	16179-ML4-651	2409456	
	CLIP, PLATE	AC	-----	-----	1	17191-MN5-740	2803427	
28	T-JOINT	AC	-----	-----	2	16180-MB2-881	1707868	
29	PLATE SET	AC	-----	-----	1	16186-MN0-681	2536738	
30	BASE, AIR CLEANER	A	-----	-----	1	16188-MN0-004	2585560	
	BASE, AIR CLEANER	AC	-----	-----	1	16188-MN0-681	2536746	
31	TUBE	AC	-----	-----	1	16191-MN0-681	2536753	
32	TUBE	AC	-----	-----	1	16192-MN0-681	2536761	
33	TUBE	AC	-----	-----	1	16193-MN0-681	2536779	
34	TUBE	AC	-----	-----	1	16194-MN0-681	2536787	

© AMERICAN HOME MOTOR CO. LTD. 1993

44

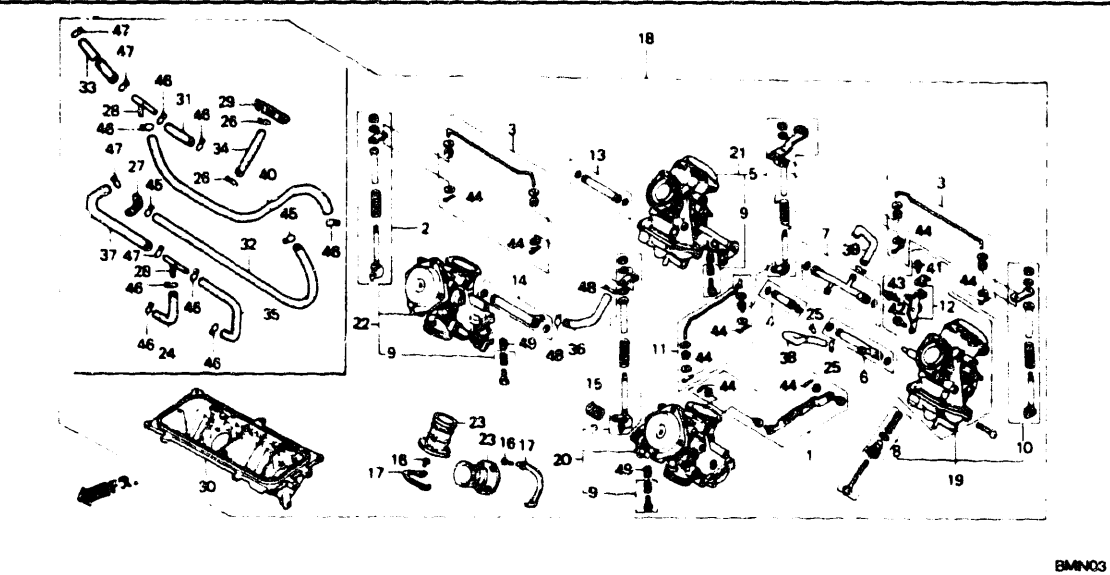
CONTENTS

TITLE	PAGE	GRID
AIR CLEANER	92	F7
AIR SUCTION VALVE	49	C12
ALTERNATOR	18	B9
BATTERY	89	F5
BRAKE CALIPER, FR.	71	E8
BRAKE PANEL, RR.	75	E10
CAM CHAIN	10	B5
CAMSHAFT	8	B4
CANISTER	12	G10
CARBURETOR (ASSY.)	44	C10
CARBURETOR (COMPONENTS)	47	C11
CLUTCH	14	B7
CLUTCH MASTER CYLINDER	64	E5
CRANKCASE COVER, R	12	B6
CRANKSHAFT	30	C3
CROSS SHAFT	42	C9
CYLINDER BLOCK	26	C1
CYLINDER HEAD COVER	2	B1
CYLINDER HEAD, FR.	3	B1
CYLINDER HEAD, RR.	6	B3
EXHAUST MUFFLER	94	F8
FENDER, FR.	68	E7
FENDER, RR.	104	G1
FINAL DRIVEN GEAR	79	E12
FORK, FR.	69	E7
FR. BRAKE MASTER CYLINDER	62	E4
FRAME	116	G7
FUEL TANK	84	F3
GASKET KIT A	52	D2
GASKET KIT B	53	D2
GEARSHIFT DRUM	38	C7
HANDLEBAR	66	E6
HEADLIGHT	56	E1
OIL PAN	23	B11
PEDAL	96	F9
PULSE GENERATOR	16	B8
RADIATOR	112	G5
SEAT	87	F4
SHOCK ABSORBER	102	F12
SIDE COVER	88	F5
SPEEDOMETER	58	E2
STARTING MOTOR	22	B11
STEERING STEM	67	E6
STEP	98	F10
SWINGARM Y-	100	F11
SWITCH	60	E3
TACHOMETER	58	E2
TAILLIGHT	108	G3
TOOLS	120	G9
TRANSMISSION	36	C6
TURN SIGNAL	106	G2
WATER PIPE	40	C8
WATER PUMP	20	B10
WHEEL, FR.	73	E9
WHEEL, RR.	77	E11
WIRE HARNESS	110	G4

GRID

C10

CARBURETOR (ASSY.)

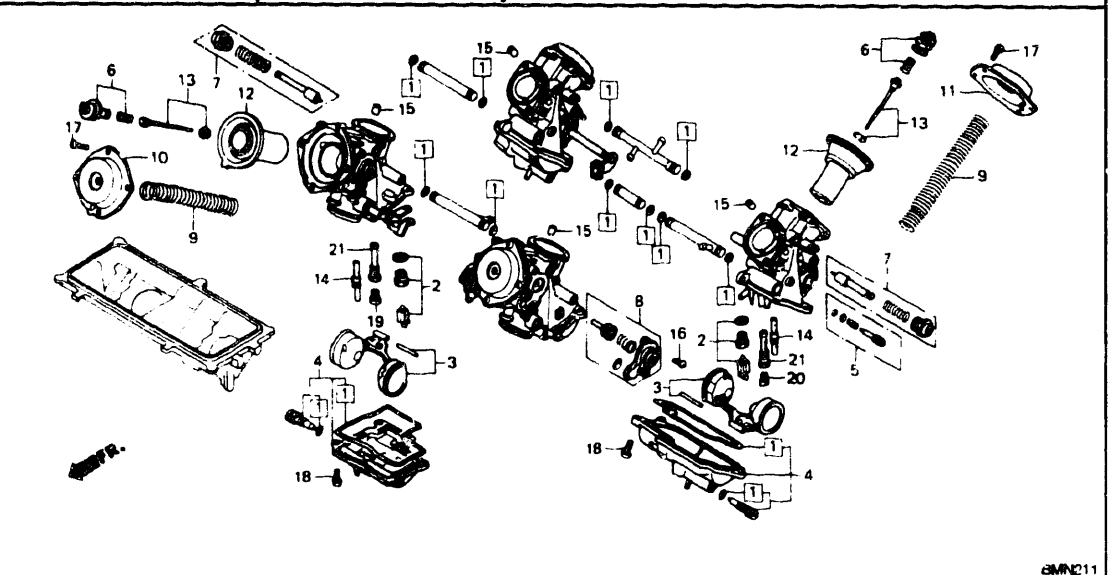


VF700C'87		AREA CODE	ENGINE SERIAL NUMBER		QTY REQ	PART NUMBER	HONDA CODE
Ref. No.	BLOCK NO. DESCRIPTION		FROM	TO			
35	TUBE	AC	---	---	1	16195-MN0-681	2536795
36	TUBE	---	---	---	1	16198-MN0-004	2536803
37	TUBE	AC	---	---	1	16199-MB1-881	1707884
38	TUBE, AIR VENT	---	---	---	1	16199-MB4-621	1426097
39	TUBE	---	---	---	1	16199-MN0-004	2536811
40	TUBE COMP.	AC	---	---	1	16199-MN0-681	2536829
41	SCREW-WASHER, 4X8	---	---	---	1	93892-04008-00	0691790
42	SCREW-WASHER, 4X12	---	---	---	1	93892-04014-00	0692046
43	SCREW-WASHER, 5X12	---	---	---	1	93892-05012-00	0691808
44	PIN, SPLIT, 1.2X8	---	---	---	8	94201-12080	0344895
45	CLIP, TUBE, B7	AC	---	---	2	95002-02070	0250639
46	CLIP, TUBE, B8	AC	---	---	8	95002-02080	0250647
47	CLIP, TUBE, B10	AC	---	---	4	95002-02100	0250985
48	CLIP, TUBE, B12	---	---	---	2	95002-02120	0335034
49	SPRING	---	---	---	3	16052-MB0-671	1241934

VF700C'87 ENGINE NO.; RC21E-2300015 TO 2304999
VF700C'87 FRAME NO.; RC210-HM300007 TO HM303508
VF700C'87 ENGINE NO.; RC21E-2300020 TO 2303889
VF700C'87 FRAME NO.; RC210-HA305001 TO HA310415

VF700C'87 ENGINE NO.; RC21E-2300015 TO 2304999
VF700C'87 FRAME NO.; RC211-HM300006 TO HM300514
VF700C'87 ENGINE NO.; RC21E-2300020 TO 2303889
VF700C'87 FRAME NO.; RC211-HA305003 TO HA311015

CARBURETOR (COMPONENTS)



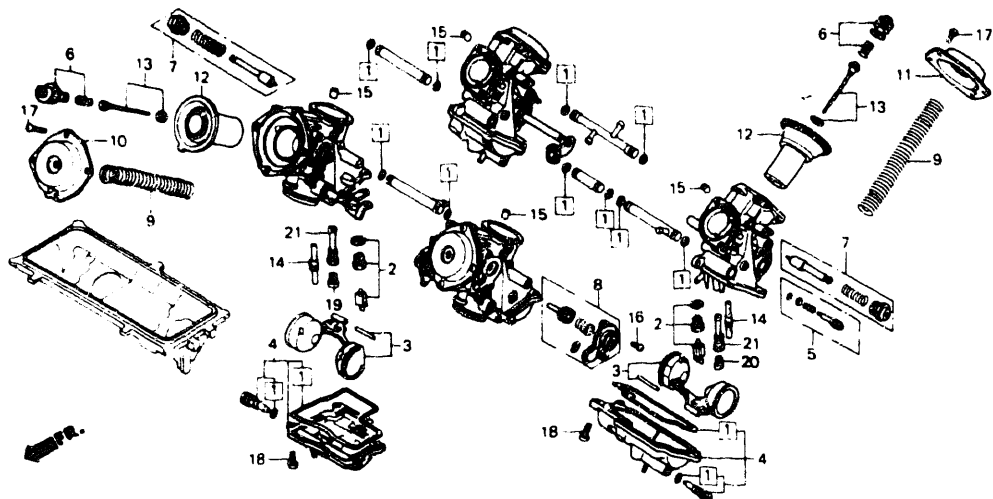
VF700C'87		AREA CODE	ENGINE SERIAL NUMBER		QTY REQ	PART NUMBER	HONDA CODE
Ref. No.	BLOCK NO. DESCRIPTION		FROM	TO			
1	GASKET SET	---	---	---	4	16010-MN0-004	2536530
	GASKET SET	---	---	---	4	16010-MN2-631	3378197
2	SEAT SET, VALVE	---	---	---	4	16011-MN0-014	2610376
3	FLOAT SET	---	---	---	4	16013-ML7-004	2402774
4	CHAMBER SET, FLOAT	---	---	---	4	16015-MB0-871	2249373
	CHAMBER SET, FLOAT	---	---	---	4	16015-MN2-631	4440905
5	SCREW SET A	---	---	---	4	16016-MF5-671	1438027
6	PLATE SET, VALVE	---	---	---	4	16037-KM3-751	2409332
7	VALVE SET, STARTER	---	---	---	4	16046-MG9-681	1918507
8	VALVE SET, AIR CUT	---	---	---	4	16048-MK3-771	2257335
9	SPRING, FR. VACUUM PISTON	---	---	---	4	16050-MB0-671	1241918
10	TOP COMP.	---	---	---	2	16107-KM3-702	2536688
11	TOP COMP.	---	---	---	2	16107-MN0-004	2536696
12	PISTON COMP., VACUUM	A	---	VDECA A	4	16111-MN0-004	2536704
		AC	---	---	4	16111-MN0-004	2536704
	PISTON COMP., VACUUM	A	VDEDA B	---	4	16111-MN0-014	2610384

AMERICAN HONDA MOTOR CO. LTD. 1993

CONTENTS

TITLE	PAGE	GRID
AIR CLEANER	92	F7
AIR SUCTION VALVE	49	C12
ALTERNATOR	18	B9
BATTERY	89	F5
BRAKE CALIPER, FR.	71	E8
BRAKE PANEL, RR.	75	E10
CAM CHAIN	10	B5
CAMSHAFT	8	B4
CANISTER	122	G10
CARBURETOR (ASSY.)	44	C10
CARBURETOR (COMPONENTS)	47	C11
CLUTCH	14	B7
CLUTCH MASTER CYLINDER	64	E5
CRANKCASE COVER, R.	12	E6
CRANKSHAFT	30	C3
CROSS SHAFT	42	C9
CYLINDER BLOCK	26	C1
CYLINDER HEAD COVER	2	B1
CYLINDER HEAD, FR.	3	B1
CYLINDER HEAD, RR.	6	B3
EXHAUST MUFFLER	94	F8
FENDER, FR.	68	E7
FENDER, RR.	104	G1
FINAL DRIVEN GEAR	79	E12
FORK, FR.	69	E7
FR. BRAKE MASTER CYLINDER	62	E4
FRAME	116	G7
FUEL TANK	84	F3
GASKET KIT A	52	D2
GASKET KIT B	53	D2
GEARSHIFT DRUM	38	C7
HANDLEBAR	66	E6
HEADLIGHT	56	E1
OIL PAN	23	B11
PEDAL	96	F9
PULSE GENERATOR	16	B8
RADIATOR	112	G5
SEAT	87	F4
SHOCK ABSORBER	102	F12
SIDE COVER	88	F5
SPEEDOMETER	58	E2
STARTING MOTOR	22	B11
STEERING STEM	67	E6
STEP	98	F10
SWINGARM Y-SWITCH	100	F11
TACHOMETER	60	E3
TAIL LIGHT	58	E2
TOOLS	108	G3
TRANSMISSION	120	G9
TURN SIGNAL	36	C6
WATER PIPE	106	G2
WATER PUMP	40	C8
WHEEL, FR.	20	B10
WHEEL, RR.	73	E9
WIRE HARNESS	77	E11
	110	G4

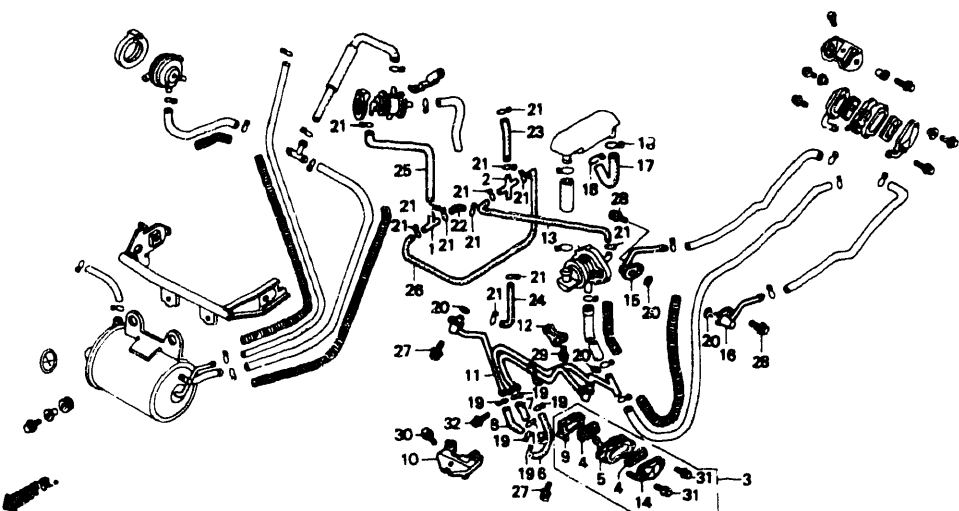
CARBURETOR (COMPONENTS)



BMN211

VF700C'87		A R E A C O D E	ENGINE SERIAL NUMBER		Q T Y R E Q	PART NUMBER	HONDA CODE
Ref. No.	BLOCK NO. E-18-1 DESCRIPTION		FROM	TO			
13	NEEDLE, FR. JET	AC	-----	-----	4	16131-MB0-701	1781103
	NEEDLE, FR. JET	A	VDECA B	-----	4	16131-MB0-771	1317080
	" JET	A	-----	VDECA A	4	16131-MB1-871	1723253
	NEEDLE, RR. JET	AC	-----	-----	4	16151-MB0-771	1317098
14	HOLDER, NEEDLE JET		-----	-----	4	16165-MN0-004	2538049
15	PIN, KNOCK		-----	-----	8	16178-MB0-671	1244177
16	SCREW, PAN, 4x8		-----	-----	8	93500-04008-0H	0369017
17	SCREW, PAN, 4x10		-----	-----	16	93500-04010-0A	0188359
18	SCREW-WASHER, 4x16		-----	-----	16	93892-04016-00	0692053
19	JET, MAIN, = 105		-----	-----	2	99101-393-1050	0487066
20	JET, MAIN, = 108		-----	-----	2	99101-393-1080	0359786
21	JET, SLOW, = 35		-----	-----	4	99103-437-0350	1286483

AIR SUCTION VALVE



BMN04A

VF700C'87			A R E A C O D E	ENGINE SERIAL NUMBER FROM TO	Q T Y R E Q	PART NUMBER	HONDA CODE
Ref.	BLOCK NO.	E-19					
No.	DESCRIPTION						
1	JOINT, VACUUM TUBE (A)	AC	-----	-----	1	17201-MG9-000	1523992
2	JOINT, VACUUM TUBE	AC	-----	-----	1	17204-MG9-950	1919026
3	VALVE ASSY., AIR SUCTION	AC	-----	-----	1	18600-MN0-680	2524973
4	VALVE COMP., REED	AC	-----	-----	2	18601-MG9-005	1524388
5	BODY COMP., AIR SUCTION VALVE	AC	-----	-----	1	18610-MN0-680	2524981
6	TUBE A, FR. AIR	AC	-----	-----	1	18614-MK3-780	2247419
7	TUBE B, FR. AIR	AC	-----	-----	1	18615-MK3-780	2247427
8	TUBE C, FR. AIR	AC	-----	-----	1	18616-MK3-780	2247435
9	COVER COMP., AIR SUCTION VALVE (A)	AC	-----	-----	1	18620-MN0-680	2525004
10	STAY, AIR SUCTION VALVE	AC	-----	-----	1	18625-MN0-680	2525012
11	PIPE COMP., FR. AIR	AC	-----	-----	1	18640-MN0-680	2525038
12	PLATE SET, AIR PIPE	AC	-----	-----	1	18644-MK3-780	2480952
13	TUBE, BOOST	AC	-----	-----	1	18654-MN0-680	2525046
14	COVER COMP. C, AIR SUCTION VALVE .	AC	-----	-----	1	18660-MN0-680	2525053
15	PIPE COMP., R. RR. AIR	AC	-----	-----	1	18670-MN0-680	2525061
16	PIPE COMP., L. RR. AIR	AC	-----	-----	1	18680-MN0-680	2525079

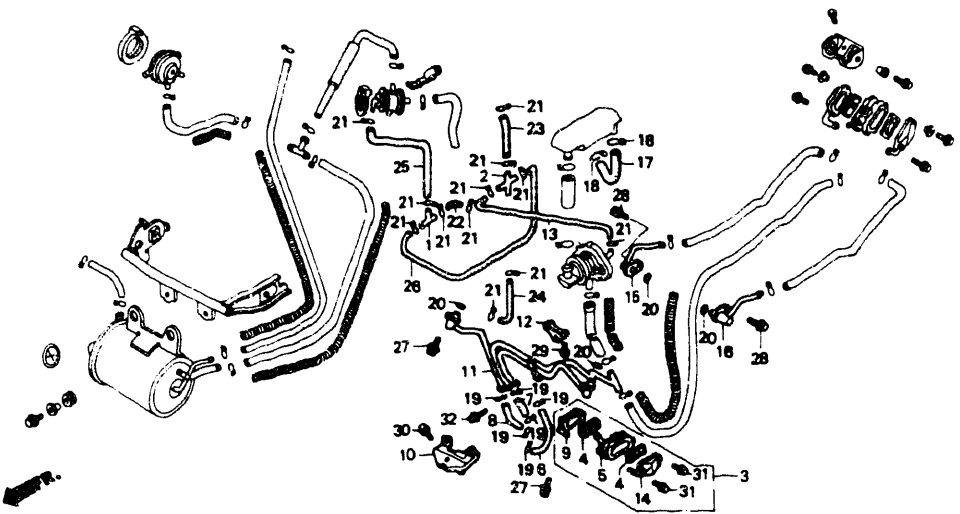
CONTENTS

TITLE	PAGE	GRID
AIR CLEANER	92	F7
AIR SUCTION VALVE	49	C12
ALTERNATOR	18	B9
BATTERY	89	F5
BRAKE CALIPER, FR.	71	E8
BRAKE PANEL, RR.	75	E10
CAM CHAIN	10	B5
CAMSHAFT	8	B4
CANISTER	122	G10
CARBURETOR (ASSY.)	44	C10
CARBURETOR (COMPONENTS)	47	C11
CLUTCH	14	B7
CLUTCH MASTER CYLINDER	64	E5
CRANKCASE COVER, R.	12	B6
CRANKSHAFT	30	C3
CROSS SHAFT	42	C9
CYLINDER BLOCK	26	C1
CYLINDER HEAD COVER	2	B1
CYLINDER HEAD, FR.	3	B1
CYLINDER HEAD, RR.	6	B3
EXHAUST MUFFLER	94	F8
FENDER, FR.	68	E7
FENDER, RR.	104	G1
FINAL DRIVEN GEAR	79	E12
FORK, FR.	69	E7
FR. BRAKE MASTER CYLINDER	62	E4
FRAME	116	G7
FUEL TANK	84	F3
GASKET KIT A	52	D2
GASKET KIT B	53	D2
GEARSHIFT DRUM	38	C7
HANDLEBAR	66	E6
HEADLIGHT	56	E1
OIL PAN	23	B11
PEDAL	96	F9
PULSE GENERATOR	16	B8
RADIATOR	112	G5
SEAT	87	F4
SHOCK ABSORBER	102	F12
SIDE COVER	88	F5
SPEEDOMETER	58	E2
STARTING MOTOR	22	B11
STEERING STEM	67	E6
STEP	98	F10
SWINGARM Y-	100	F11
SWITCH	60	E3
TACHOMETER	58	E2
TAILLIGHT	108	G3
TOOLS	120	G9
TRANSMISSION	36	C6
TURN SIGNAL	106	G2
WATER PIPE	40	C8
WATER PUMP	20	B10
WHEEL, FR.	73	E9
WHEEL, RR.	77	E11
WIRE HARNESS	110	G4

VF700C'87 ENGINE NO.; RC21E-2300015 TO 2304999
VF700C'87 FRAME NO.; RC210-HM300007 TO HM303508
VF700C'87 ENGINE NO.; RC21E-2300020 TO 2303889
VF700C'87 FRAME NO.; RC210-HA305001 TO HA310415

VF700C'87 ENGINE NO.; RC21E-2300015 TO 2304999
VF700C'87 FRAME NO.; RC211-HM300006 TO HM300514
VF700C'87 ENGINE NO.; RC21E-2300020 TO 2303889
VF700C'87 FRAME NO.; RC211-HA305003 TO HA311015

AIR SUCTION VALVE



BMN04A

VF700C'87			A R E A	C O D E	ENGINE SERIAL NUMBER		Q T Y R E Q	P A R T N U M B E R	H O N D A C O D E
Ref. No.	BLOCK NO. DESCRIPTION	E-19			FROM	TO			
17	TUBE, AIR INTAKE CONTROL CHAMBER .		AC	-----	-----		1	18751-MN0-680	2525137
18	CLIP, TUBE (B20)		AC	-----	-----		2	90653-MK3-780	2257624
19	CLIP, TUBE, (B14)		AC	-----	-----		6	90641-MK3-780	2248300
	CLIP, TUBE, (B14)		AC	2301232	-----		--	90641-MK3-780	2248300
	CLIP, TUBE, (B14)		AC	-----	2301231		--	90654-MK3-780	2292597
20	O-RING		AC	-----	-----		4	91301-PM5-A01	2710820
	O-RING, 9.8X1.9		AC	-----	-----		4	91305-PE2-003	1869478
21	CLIP, TUBE, B7		AC	-----	-----		12	95002-02070	0250639
22	TUBE, 3.5X40 (BULK HOSE: 95005-35008-10M)		AC	-----	-----		1	95005-35040-2A	2528990
23	TUBE, 3.5X75 (BULK HOSE: 95005-35008-10M)		AC	-----	-----		1	95005-35075-2A	2529006
24	TUBE, 3.5X120 (BULK HOSE: 95005-35008-10M)		AC	-----	-----		1	95005-35120-2A	2410827
25	TUBE, 3.5X220 (BULK HOSE: 95005-35008-10M)		AC	-----	-----		1	95005-35220-2A	2529030
26	TUBE, 3.5X285 (BULK HOSE: 95005-35008-10M)		AC	-----	-----		1	95005-35285-2A	2529048

VF700C'87 ENGINE NO.; RC21E-2300015 TO 2304999
VF700C'87 FRAME NO.; RC210-HM300007 TO HM303508
VF700C'87 ENGINE NO.; RC21E-2300020 TO 2303889
VF700C'87 FRAME NO.; RC210-HA305001 TO HA310415

VF700C'87 ENGINE NO.; RC21E-2300015 TO 2304999
VF700C'87 FRAME NO.; RC211-HM300006 TO HM300514
VF700C'87 ENGINE NO.; RC21E-2300020 TO 2303889
VF700C'87 FRAME NO.; RC211-HA305003 TO HA311015

VF700C'87

Ref. No.	BLOCK NO. DESCRIPTION	E-19	A R E A C O D E	ENGINE SERIAL NUMBER		Q T Y R E Q	P A R T N U M B E R	H O N D A C O D E
				FROM	TO			
27	BOLT, FLANGE, 6X16		AC	-----	-----	2	95700-06016-07	1007277
	BOLT, FLANGE, 6X16		AC	-----	-----	2	95701-06016-07	2316578
28	BOLT, FLANGE, 6X16		AC	-----	-----	2	95701-06016-00	2410892
29	BOLT, FLANGE, 6X30		AC	-----	-----	2	95701-06030-00	2401222
30	BOLT, FLANGE, 6X14		AC	-----	-----	1	96000-06014-00	0782854
	BOLT, FLANGE, 6X14		AC	-----	-----	1	96001-06014-00	2154672
31	BOLT, FLANGE, 6X20		AC	-----	-----	2	96000-06020-00	0913806
	BOLT, FLANGE, 6X20		AC	-----	-----	2	96001-06020-00	2529154
32	BOLT, FLANGE, 6X10		AC	-----	-----	1	96001-06010-07	2154664

CONTENTS

TITLE	PAGE	GRID
AIR CLEANER	92	F7
AIR SUCTION VALVE	49	C12
ALTERNATOR	18	B9
BATTERY	89	F5
BRAKE CALIPER, FR.	71	E8
BRAKE PANEL, RR.	75	E10
CAM CHAIN	10	B5
CAMSHAFT	8	B4
CANISTER	122	G10
CARBURETOR (ASSY.)	44	C10
CARBURETOR (COMPONENTS)	47	C11
CLUTCH	14	B7
CLUTCH MASTER CYLINDER	64	E5
CRANKCASE COVER, R.	12	B6
CRANKSHAFT	30	C3
CROSS SHAFT	42	C9
CYLINDER BLOCK	26	C1
CYLINDER HEAD COVER	2	B1
CYLINDER HEAD, FR.	3	B1
CYLINDER HEAD, RR.	6	B3
EXHAUST MUFFLER	94	F8
FENDER, FR.	68	E7
FENDER, RR.	104	G1
FINAL DRIVEN GEAR	79	E12
FORK, FR.	69	E7
FR. BRAKE MASTER CYLINDER	62	E4
FRAME	116	G7
FUEL TANK	84	F3
GASKET KIT A	52	D2
GASKET KIT B	53	D2
GEARSHIFT DRUM	38	C7
HANDLEBAR	66	E6
HEADLIGHT	56	E1
OIL PAN	23	B11
PEDAL	96	F9
PULSE GENERATOR	16	B8
RADIATOR	112	G5
SEAT	87	F4
SHOCK ABSORBER	102	F12
SIDE COVER	88	F5
SPEEDOMETER	58	E2
STARTING MOTOR	22	B11
STEERING STEM	67	E6
STEP	98	F10
SWINGARM Y-	100	F11
SWITCH	60	E3
TACHOMETER	58	E2
TAILLIGHT	108	G3
TOOLS	120	G9
TRANSMISSION	36	C6
TURN SIGNAL	106	G2
WATER PIPE	40	C8
WATER PUMP	20	B10
WHEEL, FR.	73	E9
WHEEL, RR.	77	E11
WIRE HARNESS	110	G4

GRID

D1

GASKET KIT A

VF700C'87		AREA CODE	ENGINE SERIAL NUMBER	QTY REQ	PART NUMBER	HONDA CODE
Ref. No.	BLOCK NO. EOP-1 DESCRIPTION					
			FROM TO			
	GASKET KIT A		-----	1	061A1-MN0-000	2584852
1	SEAL, VALVE STEM		-----	16	12209-422-005	0688887
2	GASKET, CYLINDER HEAD		-----	2	12251-MN0-000	2523850
3	GASKET, HEAD COVER		-----	2	12391-MB6-680	2067809
4	GASKET B, CYLINDER HEAD COVER		-----	1	12392-MK3-770	2257293
5	GASKET, EX. PIPE		-----	4	18291-MN5-650	3246535
	GASKET A, EX. PIPE		-----	4	18291-216-000	0028241
6	WASHER, SEALING, 10MM		-----	6	90443-MB0-000	2072924
7	WASHER, SEALING, 6.5X12		-----	1	90461-357-000	0350215

VF700C'87 ENGINE NO.; RC21E-2300015 TO 2304999
VF700C'87 FRAME NO.; RC210-HM300007 TO HM303508
VF700C'87 ENGINE NO.; RC21E-2300020 TO 2303889
VF700C'87 FRAME NO.; RC210-HA305001 TO HA310415

VF700C'87 ENGINE NO.; RC21E-2300015 TO 2304999
VF700C'87 FRAME NO.; RC211-HM300006 TO HM300514
VF700C'87 ENGINE NO.; RC21E-2300020 TO 2303889
VF700C'87 FRAME NO.; RC211-HA305003 TO HA311015

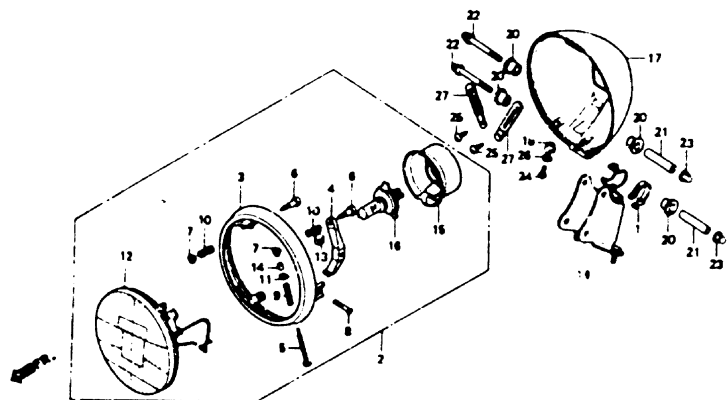
GASKET KIT B

VF700C'87		AREA CODE	ENGINE SERIAL NUMBER	QTY REQ	PART NUMBER	HONDA CODE
Ref. No.	BLOCK NO. EOP-2 DESCRIPTION		FROM TO			
			FROM TO			
	GASKET KIT B		-----	1	061B1-MN0-000	2584878
1	GASKET, OIL PAN		-----	1	11315-MB0-010	1441724
2	GASKET, R. COVER		-----	1	11394-MB0-000	1240860
	GASKET, R. COVER		-----	1	11394-MB0-306	4349908
3	GASKET, ALTERNATOR COVER		-----	1	11636-MB0-000	1240886
	GASKET, ALTERNATOR COVER		-----	1	11636-MB0-306	4371027
4	GASKET, INDICATOR SWITCH COVER ..		-----	1	11642-MB0-000	1240902
5	GASKET, WATER PUMP COVER		-----	1	19226-MB0-000	1242148
6	WASHER, SEALING, 6.5MM		-----	2	90463-ML7-000	2408680
7	GASKET, CONNECTING CAP		-----	2	91301-MB0-000	1243880
8	O-RING, 48.1X3.6 (ARAI)		-----	1	91301-ML7-003	2408805
9	O-RING, 18.3X2.3 (ARAI)		-----	2	91301-147-023	1005453
10	O-RING, 22X3.0		-----	1	91301-250-000	0035287
	O-RING, 22X3.0		-----	1	91307-425-003	1216126
11	O-RING, 32.95X2.62 (ARAI)		-----	1	91302-MB0-013	1435114
12	O-RING, 58X2		-----	1	91307-MB0-003	1260827

CONTENTS

TITLE	PAGE	GRID
AIR CLEANER	92	F7
AIR SUCTION VALVE	49	C12
ALTERNATOR	18	B9
BATTERY	89	F5
BRAKE CALIPER, FR.	71	E8
BRAKE PANEL, RR.	75	E10
CAM CHAIN	10	B5
CAMSHAFT	8	B4
CANISTER	122	G10
CARBURETOR (ASSY.)	44	C10
CARBURETOR (COMPONENTS)	47	C11
CLUTCH	14	B7
CLUTCH MASTER CYLINDER	64	E5
CRANKCASE COVER, R.	12	B6
CRANKSHAFT	30	C3
CROSS SHAFT	42	C9
CYLINDER BLOCK	26	C1
CYLINDER HEAD COVER	2	B1
CYLINDER HEAD, FR.	3	B1
CYLINDER HEAD, RR.	6	B3
EXHAUST MUFFLER	94	F8
FENDER, FR.	68	E7
FENDER, RR.	104	G1
FINAL DRIVEN GEAR	79	E12
FORK, FR.	69	E7
FR. BRAKE MASTER CYLINDER	62	E4
FRAME	116	G7
FUEL TANK	84	F3
GASKET KIT A	52	D2
GASKET KIT B	53	D2
GEARSHIFT DRUM	38	C7
HANDLEBAR	66	E6
HEADLIGHT	56	E1
OIL PAN	23	B11
PEDAL	96	F9
PULSE GENERATOR	16	B8
RADIATOR	112	G5
SEAT	87	F4
SHOCK ABSORBER	102	F12
SIDE COVER	88	F5
SPEEDOMETER	58	E2
STARTING MOTOR	22	B11
STEERING STEM	67	E6
STEP	98	F10
SWINGARM Y-	100	F11
SWITCH	80	E3
TACHOMETER	58	E2
TAILLIGHT	108	G3
TOOLS	120	G9
TRANSMISSION	36	C6
TURN SIGNAL	106	G2
WATER PIPE	40	C8
WATER PUMP	20	B10
WHEEL, FR.	73	E9
WHEEL, RR.	77	E11
WIRE HARNESS	110	G4

HEADLIGHT



BMW 105A

VF700C'87

Ref. No.	BLOCK NO. DESCRIPTION	F-1	AREA CODE	FRAME SERIAL NUMBER		QTY REQ	PART NUMBER	HONDA CODE
				FROM	TO			
1	BAND B1, WIRE					1	32161-404-000	0468819
2	HEADLIGHT ASSY. (12V 60/55W STANLEY)					1	33100-MK7-671	2314581
3	RIM, HEADLIGHT					1	33101-MK7-671	2314599
4	STAY					1	33102-MK7-671	2314607
5	SCREW, BEAM ADJUSTING					2	33103-MK7-671	2314615
6	SCREW, SPECIAL					2	33104-MK7-671	2314623
7	NUT, SPECIAL					2	33105-MK7-671	2314631
8	SCREW, SPECIAL					1	33106-MK7-671	2313145
9	SPRING, BEAM ADJUSTING					2	33107-MK7-671	2314649
10	SPRING, SETTING					2	33109-MK7-671	2314656
11	NUT, BEAM ADJUSTING (STANLEY) ...					2	33117-415-003	0668434
12	HEADLIGHT UNIT					1	33120-MK7-671	2314664
13	NUT, UNIT HOLDER					1	33128-471-003	0955609
14	COVER, ADJUSTING SCREW					2	33136-111-671	0856716
15	COVER, RUBBER					1	33180-MJ0-000	2314672

VF700C'87

Ref. No.	BLOCK NO. DESCRIPTION	F-1	AREA CODE	FRAME SERIAL NUMBER		QTY REQ	PART NUMBER	HONDA CODE
				FROM	TO			
15	COVER, RUBBER					1	33180-MJ0-010	3448180
16	BULB, HEADLIGHT (H4 JA12V60/55W)					1	34901-MK7-601	1288612
	BULB, 12V60/55W H4					1	34901-MK7-601AH	3924347
17	CASE, HEADLIGHT					1	61301-MW0-003	2527760
18	COLLAR, HEADLIGHT SETTING					2	61304-292-000	0151514
19	STAY, HEADLIGHT					1	61305-MW3-000	2527778
20	RUBBER, HEADLIGHT MOUNTING					4	61315-MK7-000	2315919
21	COLLAR, HEADLIGHT STAY					2	61316-MK7-000	2315927
22	BOLT, CAP, 6MM					2	90132-MK7-000	2316396
23	NUT, CAP, 6MM					2	90201-425-700	2316420
24	SCREW, PAN, 5X12					2	93500-05012-08	0156059
25	SCREW, TAPPING, 4X10					2	93901-34210	0178301
26	WASHER, SPRING, 5MM					2	94111-05000	0058966
27	CLIP, WIRE, 4X60					2	94591-46000	1378587

CONTENTS

TITLE	PAGE	QMBD
AIR CLEANER	82	F7
AIR SUCTION VALVE	48	C12
ALTERNATOR	18	B0
BATTERY	88	F5
BRAKE CALIPER FR	71	E8
BRAKE PANEL FR	75	E10
CAM CHAIN	10	B6
CAKESHAFT	8	B4
CANNISTER	122	G10
CARBURETOR (ASSY.)	44	C10
CARBURETOR (COMPONENTS)	47	C11
CLUTCH	14	B7
CLUTCH MASTER CYLINDER	64	E5
CRANKCASE COVER R	12	B6
CRANKSHAFT	30	C3
CROSS SHAFT	42	C9
CYLINDER BLOCK	26	C1
CYLINDER HEAD COVER	2	B1
CYLINDER HEAD FR	3	B1
CYLINDER HEAD RR	6	B3
EXHAUST MUFFLER	94	F8
FENDER FR	68	E7
FENDER RR	104	G1
FINAL DRIVEN GEAR	79	E12
FOKFR FR	69	E7
FR BRAKE MASTER CYLINDER	62	E4
FRAME	116	G7
FUEL TANK	84	F3
GASKET KIT A	52	D2
GASKET KIT B	51	D2
GEA. SHIFT DRUM	78	C7
HANDLEBAR	66	E6
HEADLIGHT	56	E1
OIL PAN	23	B11
PELAL	96	F9
PULSE GENERATOR	18	B6
RADIATOR	112	G6
SEAT	87	F4
SHOCK ABSORBER	102	F12
SHOE COVER	88	F5
SPEEDOMETER	58	E2
STARTING MOTOR	22	B11
STEERING STEM	67	E6
STEP	98	F10
SWINGARM Y.	100	F11
SWITCH	80	E3
TACHOMETER	58	E2
TAILLIGHT	108	G3
TOOLS	120	G9
TRANSMISSION	36	C8
TURN SIGNAL	106	G2
WATER PIPE	40	C8
WATER PUMP	20	B10
WHEEL FR	73	E9
WHEEL RR	77	E11
WIRE HARNESS	110	G4

56 4 AMERICAN HONDA MOTOR CO. LTD. 1983

VF700C'87 ENGINE NO.; RC21E-2300015 TO 2304999
VF700C'87 FRAME NO.; RC210-HM300007 TO HM303508
VF700C'87 ENGINE NO.; RC21E-2300020 TO 2303889
VF700C'87 FRAME NO.; RC210-HM305001 TO HM310415

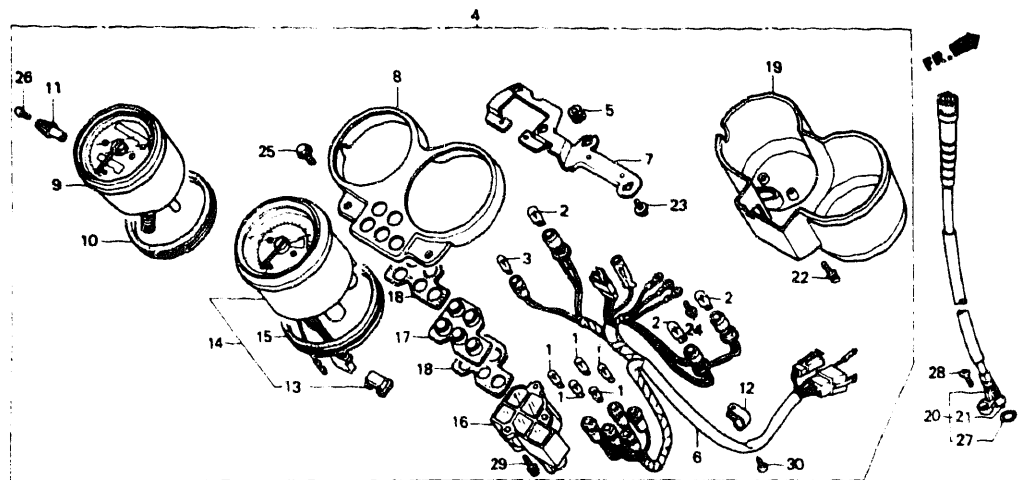
VF700C'87 ENGINE NO.; RC21E-2300015 TO 2304999
VF700C'87 FRAME NO.; RC211-HM300006 TO HM30051-
VF700C'87 ENGINE NO.; RC21E-2300020 TO 2303889
VF700C'87 FRAME NO.; RC211-HM305003 TO HM311015

6 AMERICAN HONDA MOTOR CO. LTD. 1983 57

GMB

E1

SPEEDOMETER • TACHOMETER



VF700C'87		AREA CODE	FRAME SERIAL NUMBER	QTY REQ	PART NUMBER	HONDA CODE
Ref. No.	BLOCK NO. DESCRIPTION					
			FROM TO			
1	BULB, WEDGE BASE 12V/3W			5	34908-KM1-671	1932870
2	BULB, WEDGE BASE (12V 1.7W) (NIPPON SEIKI)			3	34908-MB9-871	1188820
3	BULB, WEDGE BASE (12V 1.7W)			1	34908-MG9-951	1920164
4	METER ASSY., COMBINATION			1	37100-MN0-008	2526259
5	RUBBER, MOUNTING			4	37101-MN0-008	2526267
6	SOCKET COMP.			1	37105-MN0-008	2526275
7	BRACKET			1	37106-MN0-008	2526283
8	BRACKET ASSY.			1	37120-MN0-008	2526291
9	SPEEDOMETER ASSY. (MPH/KMP)			1	37200-MN0-008	2526309
10	CUSHION, SPEEDOMETER			1	37204-MN0-008	2526317
11	KNOB			1	37205-MN0-008	2526325
	KNOB			1	37220-KR3-671	2258242
12	CLAMP			1	37215-KM1-670	2047215
13	GROMMET			1	37216-GJ8-701	2409902
14	TACHOMETER ASSY.			1	37250-MN0-008	2526333

VF700C'87		AREA CODE	FRAME SERIAL NUMBER	QTY REQ	PART NUMBER	HONDA CODE
Ref. No.	BLOCK NO. DESCRIPTION					
			FROM TO			
15	RUBBER, SPEEDOMETER			1	37254-MN0-008	2526341
16	BOX ASSY., PILOT			1	37600-MN0-008	2526366
17	LENS, SMOKE			1	37601-MN0-008	2526374
18	PACKING			2	37604-MN0-008	2526382
19	COVER, METER LOWER			1	37617-MN0-008	2526390
20	CABLE ASSY., SPEEDOMETER			1	44830-MN0-000	2526796
21	CABLE, INNER			1	44831-KR3-000	2041663
22	SCREW, FLANGE, 4X8			4	90101-GC8-008	1790765
23	SCREW-WASHER, 4X8			5	90101-MN0-008	2528487
24	SCREW-WASHER, 3X12			3	90108-GN2-008	2608750
25	BOLT, FLANGE, 8X16			2	90106-MB2-000	1431188
	BOLT, SPECIAL FLANGE, 8X16			2	90110-ME4-000	1380948
26	SCREW, PAN, 2X6			1	90158-KM7-911	2097251
27	O-RING, 6.8X1.9			1	91301-027-000	0018044
	O-RING, 6.8X1.9			1	91306-PJ4-000	2373447
	O-RING B, 6.8X1.9			1	91310-MC7-003	1218569
28	SCREW, OVAL, 5X20			1	93700-05020-06	0768721
29	SCREW-WASHER, 4X8			3	93893-04008-18	2052801
30	SCREW, TAPPING, 4X12			1	93903-34310	0563999

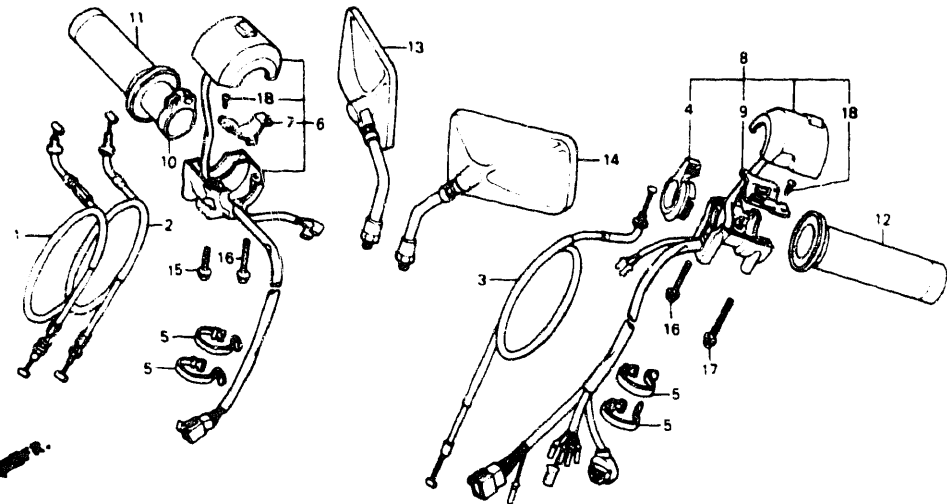
CONTENTS

TITLE	PAGE	GRID
AIR CLEANER	92	F7
AIR SUCTION VALVE	49	C12
ALTERNATOR	18	B9
BATTERY	89	F5
BRAKE CALIPER, FR.	71	E8
BRAKE PANEL, RR.	75	E10
CAM CHAIN	10	B5
CAMSHAFT	6	B4
CANISTER	122	G10
CARBURETOR (ASSY.)	44	C10
CARBURETOR		
(COMPONENTS)	47	C11
CLUTCH	14	B7
CLUTCH MASTER CYLINDER	64	E5
CRANKCASE COVER, R.	12	B6
CRANKSHAFT	30	C3
CROSS SHAFT	42	C9
CYLINDER BLOCK	26	C1
CYLINDER HEAD COVER	2	B1
CYLINDER HEAD, FR.	3	B1
CYLINDER HEAD, RR.	6	B3
EXHAUST MUFFLER	94	F8
FENDER, FR.	68	E7
FENDER, RR.	104	G1
FINAL DRIVEN GEAR	79	E12
FORK, FR.	69	E7
FR. BRAKE MASTER CYLINDER	62	E4
FRAME	116	G7
FUEL TANK	84	F3
GASKET KIT A	52	D2
GASKET KIT B	53	D2
GEARSHIFT DRUM	38	C7
HANDLEBAR	66	E6
HEADLIGHT	56	E1
OIL PAN	23	B11
PEDAL	96	F9
PULSE GENERATOR	16	B8
RADIATOR	112	G5
SEAT	87	F4
SHOCK ABSORBER	102	F12
SIDE COVER	88	F5
SPEEDOMETER	58	E2
STARTING MOTOR	22	B11
STEERING STEM	67	E6
STEP	98	F10
SWINGARM Y- SWITCH	100	F11
TACHOMETER	60	E3
TACHOMETER	58	E2
TAILLIGHT	108	G3
TOOLS	120	G9
TRANSMISSION	36	C6
TURN SIGNAL	106	G2
WATER PIPE	40	C8
WATER PUMP	20	B10
WHEEL, FR.	73	E9
WHEEL, RR.	77	E11
WIRE HARNESS	110	G4

VF700C'87 ENGINE NO.; RC21E-2300015 TO 2304999
VF700C'87 FRAME NO.; RC210-HM300007 TO HM303508
VF700C'87 ENGINE NO.; RC21E-2300020 TO 2303889
VF700C'87 FRAME NO.; RC210-HA305001 TO HA310415

VF700C'87 ENGINE NO.; RC21E-2300015 TO 2304999
VF700C'87 FRAME NO.; RC211-HM300006 TO HM300514
VF700C'87 ENGINE NO.; RC21E-2300020 TO 2303889
VF700C'87 FRAME NO.; RC211-HA305003 TO HA311015

SWITCH



BMN06

VF700C'87		AREA CODE	FRAME SERIAL NUMBER	QTY REQ	PART NUMBER	HONDA CODE
Ref. No.	BLOCK NO. DESCRIPTION					
1	CABLE COMP. A, THROTTLE		-----	1	17910-MN0-000	2524817
2	CABLE COMP. B, THROTTLE		-----	1	17920-MN0-000	2524825
3	CABLE COMP., CHOKE		-----	1	17950-MN0-000	2524833
4	LEVER, CHOKE		-----	1	17962-KE8-701	1741313
5	BAND, WIRE		-----	4	32161-367-690	0769224
6	SWITCH ASSY., STARTER KILL		-----	1	35130-MN0-000	2526226
7	PLATE, KILL SWITCH SETTING		-----	1	35152-KE8-703	2457265
8	SWITCH ASSY., TURN SIGNAL (TOYO)		-----	1	35200-MN0-003	2526234
9	PLATE, TURN SIGNAL SWITCH SETTING		-----	1	35204-KE8-702	2132686
10	PIPE, THROTTLE GRIP		-----	1	53141-300-010	0237586
11	GRIP COMP., R. HANDLE		-----	1	53165-MN0-000	2527604
12	GRIP COMP., L. HANDLE		-----	1	53166-MN0-000	2527612
13	MIRROR, R. BACK		-----	1	88110-MN0-003	2528412
14	MIRROR, L. BACK		-----	1	88120-MN0-003	2528420
15	SCREW-WASHER, 5X20		-----	1	93892-05020-07	1078351
16	SCREW-WASHER, 5X28		-----	2	93892-05028-07	0692673

VF700C'87

Ref. No.	BLOCK NO. DESCRIPTION	F-3	AREA CODE	FRAME SERIAL NUMBER		QTY REQ	PART NUMBER	HONDA CODE
				FROM	TO			
17	SCREW-WASHER, 5X45			-----	-----	1	93892-05045-07	0692699
18	SCREW, TAPPING, 3X8			-----	-----	2	93901-32120	0695759

CONTENTS

TITLE	PAGE	GRID
AIR CLEANER	92	F7
AIR SUCTION VALVE	49	C12
ALTER NATOR	18	B9
BATTERY	89	F5
BRAKE CALIPER, FR.	71	E8
BRAKE PANEL, RR.	75	E10
CAM CHAIN	10	B5
CAMSHAFT	8	B4
CANISTER	122	G10
CARBURETOR (ASSY.)	44	C10
CARBURETOR		
(COMPONENTS)	47	C11
CLUTCH	14	B7
CLUTCH MASTER CYLINDER	64	E5
CRANKCASE COVER, R.	12	B6
CRANKSHAFT	30	C3
CROSS SHAFT	42	C9
CYLINDER BLOCK	26	C1
CYLINDER HEAD COVER	2	B1
CYLINDER HEAD, FR.	3	B1
CYLINDER HEAD, RR.	6	B3
EXHAUST MUFFLER	94	F8
FENDER, FR.	68	E7
FENDER, RR.	104	G1
FINAL DRIVEN GEAR	79	E12
FORK, FR.	69	E7
FR. BRAKE MASTER		
CYLINDER	62	E4
FRAME	116	G7
FUEL TANK	84	F3
GASKET KIT A	52	D2
GASKET KIT B	53	D2
GEARSHIFT DRUM	38	C7
HANDLEBAR	66	E6
HEADLIGHT	56	E1
OIL PAN	23	B11
PEDAL	96	F9
PULSE GENERATOR	16	B8
RADIATOR	112	G5
SEAT	87	F4
SHOCK ABSORBER	102	F12
SIDE COVER	88	F5
SPEEDOMETER	58	E2
STARTING MOTOR	22	B11
STEERING STEM	67	E6
STEP	98	F10
SWINGARM Y-	100	F11
SWITCH	60	E3
TACHOMETER	58	E2
TAILLIGHT	108	G3
TOOLS	120	G9
TRANSMISSION	36	C6
TURN SIGNAL	106	G2
WATER PIPE	40	C8
WATER PUMP	20	B10
WHEEL, FR.	73	E9
WHEEL, RR.	77	E11
WIRE HARNESS	110	G4

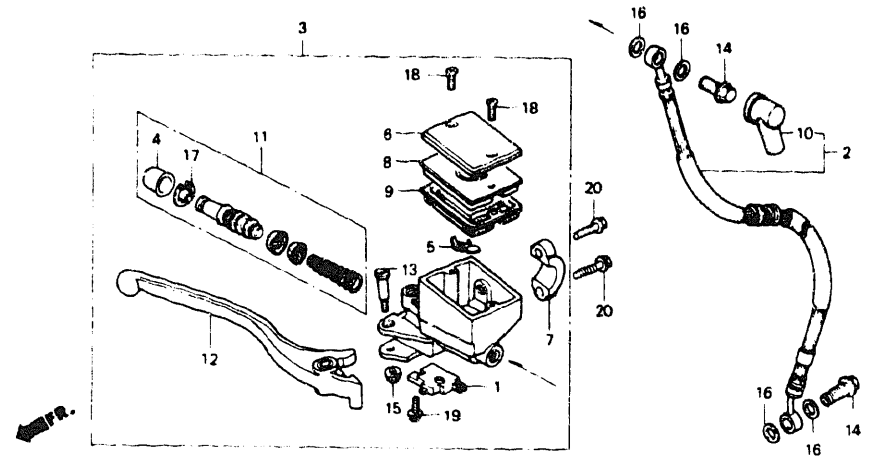
GRID

E3

VF700C'87 ENGINE NO.; RC21E-2300015 TO 2304999
VF700C'87 FRAME NO.; RC210-HM300007 TO HM303508
VF700C'87 ENGINE NO.; RC21E-2300020 TO 2303889
VF700C'87 FRAME NO.; RC210-HA305001 TO HA310415

VF700C'87 ENGINE NO.; RC21E-2300015 TO 2304999
VF700C'87 FRAME NO.; RC211-HM300006 TO HM300514
VF700C'87 ENGINE NO.; RC21E-2300020 TO 2303889
VF700C'87 FRAME NO.; RC211-HA305003 TO HA311015

FR. BRAKE MASTER CYLINDER



BMN215

VF700C'87			AREA CODE	FRAME SERIAL NUMBER	QTY REQ	PART NUMBER	HONDA CODE
Ref. No.	BLOCK NO. DESCRIPTION	F-4					
1	SWITCH ASSY., FR. STOP		----	----	1	35340-MA5-671	0952267
	SWITCH ASSY., FR. STOP		----	----	1	35340-ML7-000	2409803
	SWITCH ASSY., FR. STOP		----	----	1	35340-MM5-600	2542421
2	HOSE COMP., FR. BRAKE		----	----	1	45126-MN0-003	2526861
3	CYLINDER ASSY., FR. BRAKE MASTER .		----	----	1	45500-MN0-006	2526895
	CYLINDER ASSY., FR. BRAKE		----	----	1	45500-MN0-016	2944684
4	BOOT COMP.		----	----	1	45504-410-003	1211820
5	PROTECTOR		----	----	1	45512-MA6-006	1235688
6	CAP, MASTER CYLINDER		----	----	1	45513-MN0-006	2526903
7	HOLDER, MASTER CYLINDER		----	----	1	45517-KR3-901	2258374
8	PLATE, DIAPHRAGM		----	----	1	45518-MB4-671	1666890
9	DIAPHRAGM		----	----	1	45520-MA5-672	1547256
10	BOOT, MASTER CYLINDER		----	----	1	45522-422-000	0692822
11	CYLINDER SET, MASTER		----	----	1	45530-471-831	1544543
12	LEVER COMP., R. HANDLEBAR		----	----	1	53175-KM9-006	2165926
13	BOLT, R. CONTROL LEVER PIVOT		----	----	1	90114-MA5-671	0952416

VF700C'87 ENGINE NO.; RC21E-2300015 TO 2304999
VF700C'87 FRAME NO.; RC210-HM300007 TO HM303508
VF700C'87 ENGINE NO.; RC21E-2300020 TO 2303889
VF700C'87 FRAME NO.; RC210-HA305001 TO HA310415

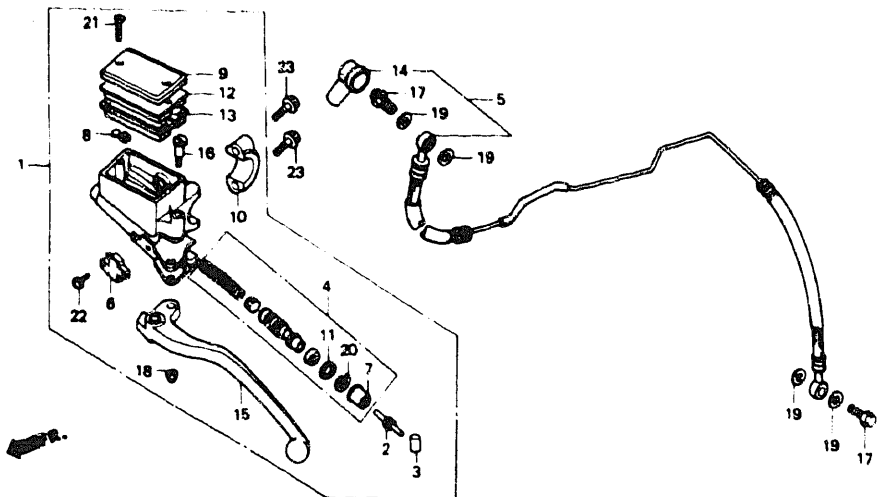
VF700C'87 ENGINE NO.; RC21E-2300015 TO 2304999
VF700C'87 FRAME NO.; RC211-HM300006 TO HM300514
VF700C'87 ENGINE NO.; RC21E-2300020 TO 2303889
VF700C'87 FRAME NO.; RC211-HA305003 TO HA311015

VF700C'87		A R E A C O D E	FRAME SERIAL NUMBER		Q T Y R E Q	PART NUMBER	HONDA CODE
Ref. No.	BLOCK NO. F-4 DESCRIPTION		FROM	TO			
14	BOLT, OIL, 10X22		-----	-----			
15	NUT, CAP, 6MM	-----	-----	1	90201-415-000	0670729	
16	WASHER, OIL BOLT	-----	-----	4	90545-300-000	0189902	
17	CIRCLIP	-----	-----	1	90651-MA5-671	1251404	
18	SCREW, FLAT, 4X12	-----	-----	2	93600-0401L-0G	1218601	
	SCREW, FLAT, 4X12	-----	-----	2	93600-04012-1G	1237346	
19	SCREW-WASHER, 4X12	-----	-----	1	93893-04012-08	0677989	
	SCREW-WASHER, 4X12	-----	-----	1	93893-04012-18	0954412	
20	BOLT, FLANGE, 6X25	-----	-----	2	96001-06025-07	2105997	

CONTENTS

TITLE	PAGE	GRID
AIR CLEANER	92	F7
AIR SUCTION VALVE	49	C12
ALTERNATOR	18	B9
BATTERY	89	F5
BRAKE CALIPER, FR.	71	E8
BRAKE PANEL, RR.	75	E10
CAM CHAIN	10	B5
CAMSHAFT	8	B4
CANISTER	122	G10
CARBURETOR (ASSY.)	44	C10
CARBURETOR		
(COMPONENTS)	47	C11
CLUTCH	14	B7
CLUTCH MASTER CYLINDER	64	E5
CRANKCASE COVER, R.	12	B6
CRANKSHAFT	30	C3
CROSS SHAFT	42	C9
CYLINDER BLOCK	26	C1
CYLINDER HEAD COVER	2	B1
CYLINDER HEAD, FR.	3	B1
CYLINDER HEAD, RR.	6	B3
EXHAUST MUFFLER	94	F8
FENDER, FR.	68	E7
FENDER, RR.	104	G1
FINAL DRIVEN GEAR	79	E12
FORK, FR.	69	E7
FR. BRAKE MASTER		
CYLINDER	62	E4
FRAME	116	G7
FUEL TANK	84	F3
GASKET KIT A	52	D2
GASKET KIT B	53	D2
GEARSHIFT DRUM	38	C7
HANDLEBAR	66	E6
HEADLIGHT	56	E1
OIL PAN	23	B11
PEDAL	96	F9
PULSE GENERATOR	16	B8
RADIATOR	112	G5
SEAT	87	F4
SHOCK ABSORBER	102	F12
SIDE COVER	88	F5
SPEEDOMETER	58	E2
STARTING MOTOR	22	B11
STEERING STEM	67	E6
STEP	98	F10
SWINGARM Y-	100	F11
SWITCH	60	E3
TACHOMETER	58	E2
TAILLIGHT	108	G3
TOOLS	120	G9
TRANSMISSION	36	C6
TURN SIGNAL	106	G2
WATER PIPE	40	C8
WATER PUMP	20	B10
WHEEL, FR.	73	E9
WHEEL, RR.	77	E11
WIRE HARNESS	110	G4

CLUTCH MASTER CYLINDER



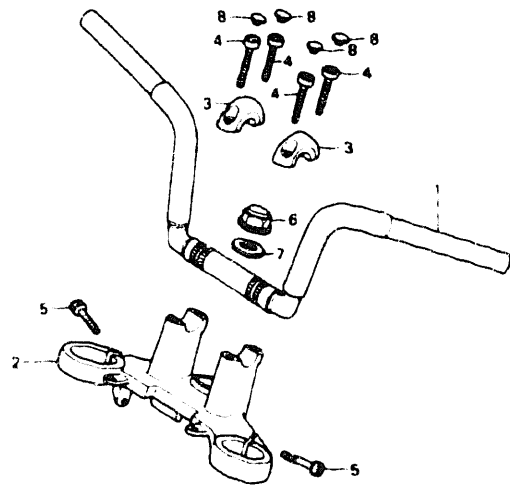
VF700C'87		A R E A C O D E	F R A M E S E R I A L N U M B E R	Q T Y R E Q	P A R T N U M B E R	H O N D A C O D E
Ref. No.	BLOCK NO. DESCRIPTION					
			FROM	TO		
	1 CYLINDER ASSY., CLUTCH MASTER (NISSHIN)		-----	-----	1	22880-MN0-006 2525475
	CYLINDER ASSY., CLUTCH MASTER ...		-----	-----	1	22880-MN0-016 3110426
	2 ROD, PUSH		-----	-----	1	22884-MB0-006 1245729
	3 BUSH		-----	-----	1	22885-MB0-006 1245737
	4 PISTON SET, CLUTCH MASTER CYLINDER		-----	-----	1	22886-MB0-305 1245745
	5 PIPE COMP., CLUTCH (NICHIRIN) ...		-----	-----	1	22900-MN0-003 2525483
	6 SWITCH ASSY., CLUTCH		-----	-----	1	35330-MB0-003 1246859
	7 BOOT COMP.		-----	-----	1	45504-410-003 1211820
	8 PROTECTOR		-----	-----	1	45512-MA6-006 1235688
	9 CAP, MASTER CYLINDER		-----	-----	1	45513-MN0-006 2526903
	10 HOLDER, MASTER CYLINDER		-----	-----	1	45517-KR3-901 2258374
	11 PLATE, STOPPER		-----	-----	1	45518-MB0-006 1267293
	12 PLATE, DIAPHRAGM		-----	-----	1	45518-MB4-671 1666890
	13 DIAPHRAGM		-----	-----	1	45520-MA5-672 1547256

VF700C'87		A R E A C O D E	F R A M E S E R I A L N U M B E R	Q T Y R E Q	P A R T N U M B E R	H O N D A C O D E
Ref. No.	BLOCK NO. DESCRIPTION					
			FROM	TO		
	14 BOOT, MASTER CYLINDER		-----	-----	1	45522-422-000 0692822
	15 LEVER COMP., L. HANDLE		-----	-----	1	53178-MJ0-921 2527620
	LEVER COMP., L. HANDLE		-----	-----	1	53178-MM5-006 2551042
	16 BOLT, R. CONTROL LEVER PIVOT		-----	-----	1	90114-MA5-671 0952416
	17 BOLT, OIL, 10X22		-----	-----	2	90145-KM3-750 2077775
	18 NUT, CAP, 6MM		-----	-----	1	90201-415-000 0670729
	19 WASHER, OIL BOLT		-----	-----	4	90545-300-000 0189902
	20 CIRCLIP, INTERNAL, 18MM (NISSHIN)		-----	-----	1	90651-377-003 0400572
	21 SCREW, FLAT, 4X12		-----	-----	2	93600-04012-06 1218601
	SCREW, FLAT, 4X12		-----	-----	2	93600-04012-16 1237346
	22 SCREW-WASHER, 4X12		-----	-----	1	93893-04012-07 1374008
	SCREW-WASHER, 4X12		-----	-----	1	93893-04012-17 1237353
	23 BOLT, FLANGE, 6X25		-----	-----	2	96001-06025-07 2105997

CONTENTS

TITLE	PAGE	GRID
AIR CLEANER	92	F7
AIR SUCTION VALVE	49	C12
ALTERNATOR	18	B9
BATTERY	89	F5
BRAKE CALIPER, FR.	71	E8
BRAKE PANEL, RR.	75	E10
CAM CHAIN	10	B5
CAMSHAFT	8	B4
CANISTER	122	G10
CARBURETOR (ASSY.)	44	C10
CARBURETOR (COMPONENTS)	47	C11
CLUTCH	14	B7
CLUTCH MASTER CYLINDER	64	E5
CRANKCASE COVER, R.	12	B6
CRANKSHAFT	30	C3
CROSS SHAFT	42	C9
CYLINDER BLOCK	26	C1
CYLINDER HEAD COVER	2	B1
CYLINDER HEAD, FR.	3	B1
CYLINDER HEAD, RR.	6	B3
EXHAUST MUFFLER	94	F8
FENDER, FR.	68	E7
FENDER, RR.	104	G1
FINAL DRIVEN GEAR	79	E12
FORK, FR.	69	E7
FR. BRAKE MASTER CYLINDER	62	E4
FRAME	116	G7
FUEL TANK	84	F3
GASKET KIT A	52	D2
GASKET KIT B	53	D2
GEARSHIFT DRUM	38	C7
HANDLEBAR	66	E6
HEADLIGHT	56	E1
OIL PAN	23	B11
PEDAL	96	F9
PULSE GENERATOR	16	B8
RADIATOR	112	G5
SEAT	87	F4
SHOCK ABSORBER	102	F12
SIDE COVER	88	F5
SPEEDOMETER	58	E2
STARTING MOTOR	22	B11
STEERING STEM	67	E6
STEP	98	F10
SWINGARM Y-	100	F11
SWITCH	60	E3
TACHOMETER	58	E2
TAILLIGHT	108	G3
TOOLS	120	G9
TRANSMISSION	36	C6
TURN SIGNAL	106	G2
WATER PIPE	40	C8
WATER PUMP	20	B10
WHEEL, FR.	73	E9
WHEEL, RR.	77	E11
WIRE HARNESS	110	G4

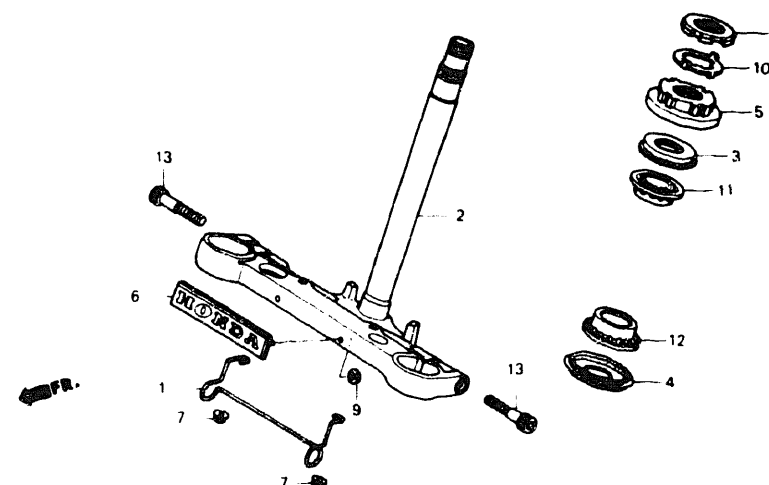
HANDLEBAR



BMN07

VF700C'87			A R E A C O D E	Q T Y	R E Q	PART NUMBER	HONDA CODE
Ref.	BLOCK NO	F-6					
No.	DESCRIPTION						
1	HANDLEBAR		----	----	1	53100-MN0-000	2527588
2	BRIDGE, FORK TOP		----	----	1	53230-MN0-000	2527653
3	HOLDER, UPPER		----	----	2	53235-MN0-000	2527661
4	BOLT, SOCKET, 8X34		----	----	4	90112-MB0-000	1250976
5	BOLT, SOCKET, 7X32		----	----	2	90152-MF9-000	1495670
6	NUT, STEERING STEM		----	----	1	90304-415-000	0962969
7	WASHER, STEERING STEM		----	----	1	90503-283-000	0078857
8	CAP, SOCKET BOLT, 10MM		----	----	4	91456-ME1-670	1213253

STEERING STEM



BMN218

VF700C'87			A R E A C O D E	Q T Y	R E Q	PART NUMBER	HONDA CODE
Ref. No.	BLOCK NO. DESCRIPTION	F-7					
			FROM	TO			
1	CLAMPER, BRAKE HOSE		----	----	1	45127-MN0-000	2526879
2	STEM COMP., STEERING		----	----	1	53200-MN0-000	2527638
3	DUST SEAL, STEERING HEAD		----	----	1	53213-MB4-771	1546951
4	DUST SEAL, STEERING HEAD		----	----	1	53214-371-010	0470948
5	THREAD COMP., STEERING HEAD UPPER		----	----	1	53220-422-000	0693101
6	EMBLEM, LOWER, BRIDGE		----	----	1	61405-MN0-000	2527828
7	NUT, FLANGE, 6MM		----	----	2	90203-PD1-000	1784669
	NUT, FLANGE, 6MM		----	----	2	90301-428-900	1089499
	NUT, FLANGE, 6MM		----	----	2	94050-06070	2322832
8	THREAD, STEERING HEAD TOP (B)		----	----	1	90302-425-830	0823930
9	NUT, SPEED, 3MM		----	----	2	90313-567-000	0258863
10	WASHER, LOCK		----	----	1	90506-425-830	0823948
11	BEARING, HEAD PIPE UPPER		----	----	1	91015-KT8-005	2492825
12	BEARING, HEAD PIPE LOWER		----	----	1	91016-KT8-005	2492833
13	BOLT, SOCKET, 10X40		----	----	2	96700-10040-17	2529170

CONTENTS

TITLE	PAGE	GRID
AIR CLEANER	92	F7
AIR SUCTION VALVE	49	C12
ALTERNATOR	18	B9
BATTERY	89	F5
BRAKE CALIPER, FR	71	E8
BRAKE PANEL, RR	75	E10
CAM CHAIN	10	B5
CAMSHAFT	8	B4
CANISTER	122	G10
CARBURETOR (ASSY.)	44	C10
CARBURETOR (COMPONENTS)	47	C11
CLUTCH	14	B7
CLUTCH MASTER CYLINDER	64	E5
CRANKCASE COVER, R	12	B6
CRANKSHAFT	30	C3
CROSS SHAFT	42	C8
CYLINDER BLOCK	26	C1
CYLINDER HEAD COVER	2	B1
CYLINDER HEAD, FR	3	B1
CYLINDER HEAD, RR	6	B3
EXHAUST MUFFLER	94	F8
FENDER, FR	68	E7
FENDER, RR	104	G1
FINAL DRIVEN GEAR	79	E12
FORK, FR	69	E7
FR. BRAKE MASTER CYLINDER	62	E4
FRAME	116	G7
FUEL TANK	84	F3
GASKET KIT A	52	D2
GASKET KIT B	53	D2
GEARSHIFT DRUM	38	C7
HANDLEBAR	66	E6
HEADLIGHT	56	E1
OIL PAN	23	B11
PEDAL	96	F9
PULSE GENERATOR	16	B8
RADIATOR	112	G5
SEAT	87	F4
SHOCK ABSORBER	102	F12
SIDE COVER	88	F5
SPEEDOMETER	58	E2
STARTING MOTOR	22	B11
STEERING STEM	67	E6
STEP	98	F10
SWINGARM Y-	100	F11
SWITCH	60	E3
TACHOMETER	58	E2
TAILLIGHT	108	G3
TOOLS	120	G9
TRANSMISSION	36	C6
TURN SIGNAL	106	G2
WATER PIPE	40	C8
WATER PUMP	20	B10
WHEEL, FR	73	E9
WHEEL, RR	77	E11
WIRE HARNESS	110	G4

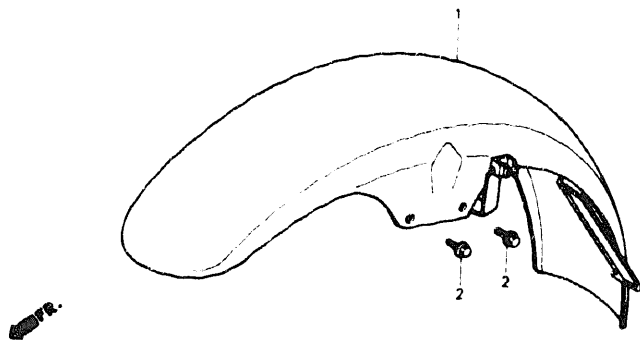
GRID

E6

VF700C'87 ENGINE NO.; RC21E-2300015 TO 2304999
VF700C'87 FRAME NO.; RC210-HM300007 TO HM303508
VF700C'87 ENGINE NO.; RC21E-2300020 TO 2303889
VF700C'87 FRAME NO.; RC210-HA305001 TO HA310415

VF700C'87 ENGINE NO.; RC21E-2300015 TO 2304999
VF700C'87 FRAME NO.; RC211-HM300006 TO HM300514
VF700C'87 ENGINE NO.; RC21E-2300020 TO 2303889
VF700C'87 FRAME NO.; RC211-HA305003 TO HA311015

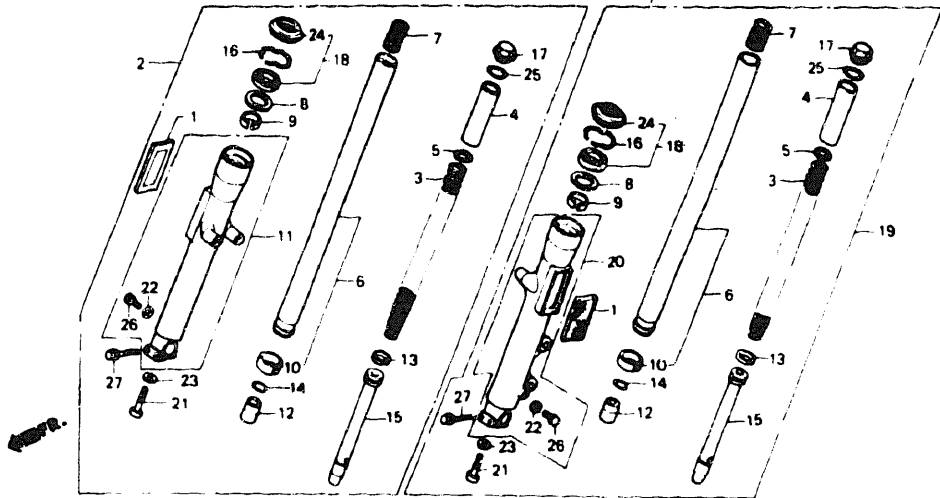
FRONT FENDER



BMN219

VF700C'87			A R E A C O D E	Q T Y R E Q	PART NUMBER	HONDA CODE		
Ref No.	BLOCK NO	F-8					FRAME SERIAL NUMBER	
	DESCRIPTION						FROM	TO
1	FENDER COMP., FR. *PB161CU* (CANDY WAVE BLUE-U)		-----	-----	1	61100-MN0-000ZA	2527745	
	FENDER COMP., FR. *R107CU* (CANDY BOURGOGNE RED)		-----	-----	1	61100-MN0-000ZB	2527752	
2	BOLT, FLANGE, 6X14		-----	-----	4	95700-06014-08	0840587	
	BOLT, FLANGE, 6X14		-----	-----	4	95701-06014-08	2374742	

FRONT FORK



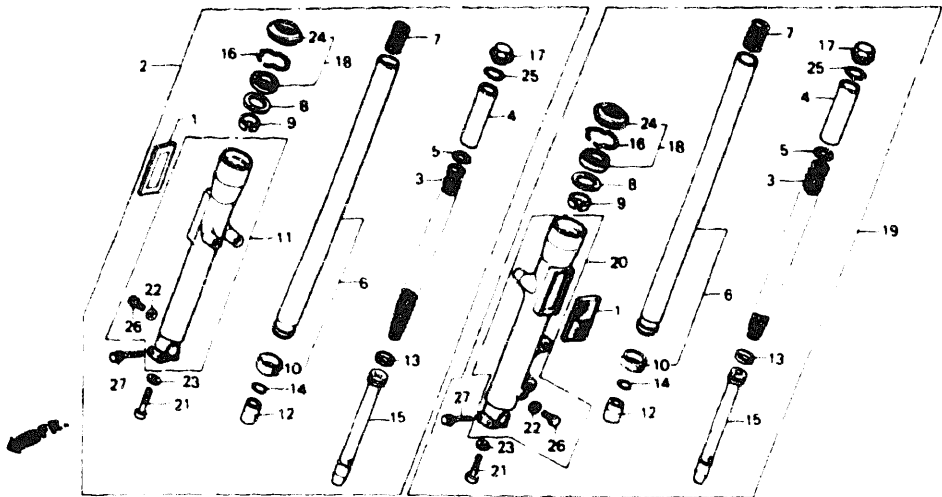
BMN220

VF700C'87		A R E A C O D E	F R A M E S E R I A L N U M B E R	Q T Y R E Q	P A R T N U M B E R	H O N D A C O D E
Ref. No.	BLOCK NO. F-9 DESCRIPTION					
FROM	TO					
1	REFLECTOR, FR. REFLEX	-----	-----	2	33740-KR3-671	2290369
2	CUSHION ASSY., R. FR. (SHOWA)	-----	-----	1	51400-MN0-003	2527364
3	SPRING, FR. CUSHION (3.92/4.9N/MM SHOWA)	-----	-----	2	51401-MN0-003	2527372
4	COLLAR, SPRING (SHOWA)	-----	-----	2	51402-MN0-003	2527380
5	PLATE, SPRING JOINT	-----	-----	2	51403-ME5-003	1374073
6	PIPE COMP., FR. FORK (SHOWA)	-----	-----	2	51410-MN0-003	2527398
7	SPRING, REBOUND	-----	-----	2	51411-ME5-003	1378124
8	RING, BACK UP	-----	-----	2	51412-463-003	0884114
9	BUSH, FORK PIPE	-----	-----	2	51414-463-003	0884130
10	BUSH, SLIDER	-----	-----	2	51415-MN0-003	2536928
11	CASE COMP., R. BOTTOM (SHOWA)	-----	-----	1	51421-MN0-003	2527414
12	PIECE, OIL LOCK (SHOWA)	-----	-----	2	51432-MN0-003	2527422
13	RING, PISTON (SHOWA)	-----	-----	2	51437-MN0-003	2527430
14	RING, PISTON STOPPER	-----	-----	2	51439-340-300	2315729
15	PIPE COMP., SEAT (SHOWA)	-----	-----	2	51440-MN0-003	2527448

CONTENTS

TITLE	PAGE	GRID
AIR CLEANER	92	F7
AIR SUCTION VALVE	49	C12
ALTERNATOR	18	B9
BATTERY	89	F5
BRAKE CALIPER, FR.	71	E8
BRAKE PANEL, RR.	75	E10
CAM CHAIN	10	B5
CAMSHAFT	8	B4
CANISTER	122	G10
CARBURETOR (ASSY)	44	C10
CARBURETOR (COMPONENTS)	47	C11
CLUTCH	14	B7
CLUTCH MASTER CYLINDER	64	E5
CRANKCASE COVER, R.	12	B6
CRANKSHAFT	30	C3
CROSS SHAFT	42	C9
CYLINDER BLOCK	26	C1
CYLINDER HEAD COVER	2	B1
CYLINDER HEAD, FR.	3	B1
CYLINDER HEAD, RR.	6	B3
EXHAUST MUFFLER	94	F8
FENDER, FR.	68	E7
FENDER, RR.	104	G1
FINAL DRIVEN GEAR	79	E12
FORK, FR.	69	E7
FR. BRAKE MASTER CYLINDER	62	E4
FRAME	116	G7
FUEL TANK	84	F3
GASKET KIT A	52	D2
GASKET KIT B	53	D2
GEARSHIFT DRUM	38	C7
HANDLEBAR	66	E6
HEADLIGHT	56	E1
OIL PAN	23	B11
PEDAL	96	F9
PULSE GENERATOR	16	B8
RADIATOR	112	G5
SEAT	87	F4
SHOCK ABSORBER	102	F12
SIDE COVER	88	F5
SPEEDOMETER	58	E2
STARTING MOTOR	22	B11
STEERING STEM	67	E6
STEP	98	F10
SWINGARM Y-	100	F11
SWITCH	60	E3
TACHOMETER	58	E2
TAILLIGHT	108	G3
TOOLS	120	G9
TRANSMISSION	36	C6
TURN SIGNAL	106	G2
WATER PIPE	40	C8
WATER PUMP	20	B10
WHEEL, FR.	73	E9
WHEEL, RR.	77	E11
WIRE HARNESS	110	G4

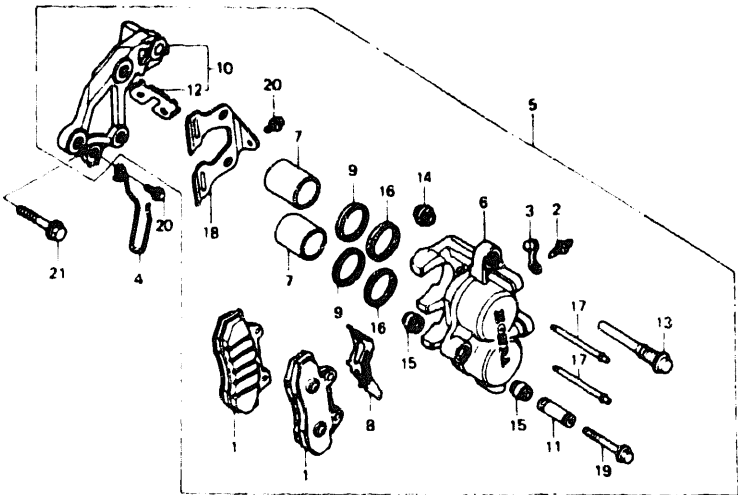
FRONT FORK



BMN220

VF700C'87			A R E A C O D E	Q T Y R E Q	PART NUMBER	HONDA CODE	
Ref No	BLOCK NO.	F-9					
	DESCRIPTION						FROM
16	RING, OIL SEAL STOP		-----	-----	2	51447-MK7-671	2315745
17	BOLT, FR. FORK (SHOWA)		-----	-----	2	51454-MN0-003	2527463
18	SEAL SET, FR. FORK		-----	-----	2	51490-MB9-782	1837574
19	FORK ASSY., L. FR. (SHOWA)		-----	-----	1	51500-MN0-003	2527471
20	CASE COMP., L. BOTTOM (SHOWA)		-----	-----	1	51521-MN0-003	2527489
21	BOLT, SOCKET, 8MM (SHOWA)		-----	-----	2	90116-383-721	0750919
22	GASKET, FR. FORK DRAIN VALVE		-----	-----	2	90543-273-000	0052209
23	WASHER, SPECIAL, 8MM		-----	-----	2	90544-283-000	0259457
24	DUST SEAL		-----	-----	2	91254-463-003	0886234
25	O-RING, 31.2X2.4		-----	-----	2	91356-MK3-003	2023968
26	BOLT, HEX., 6X8		-----	-----	2	92101-06008-0A	2504868
27	BOLT, FLANGE, 8X45		-----	-----	4	96500-08045-00	2537058

FRONT BRAKE CALIPER



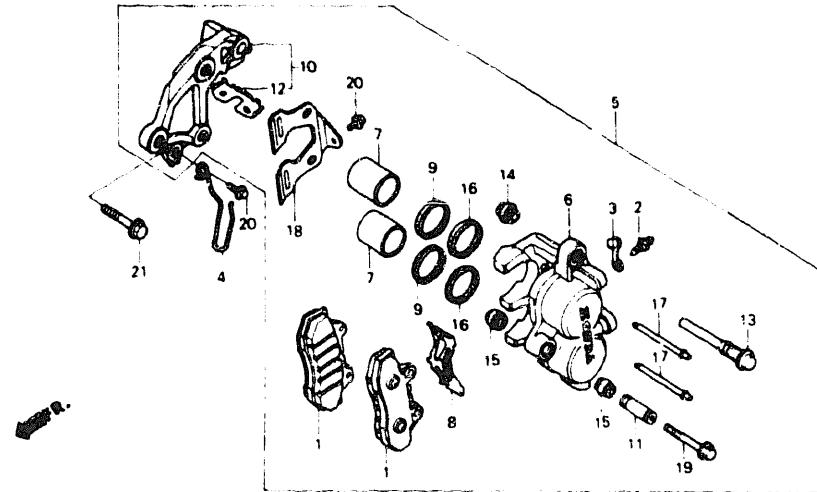
BMN221

VF700C'87			A R E A C O D E	F R A M E S E R I A L N U M B E R	Q T Y R E Q	P A R T N U M B E R	H O N D A C O D E
Ref. No.	BLOCK NO.	F-10					
DESCRIPTION							
1	PAD COMP., RR. (ASK) (SEE KIT P/N--END OF BLOCK)		-----	-----	2	43105-MB4-007	1387745
	PAD COMP., RR. (TT) (SEE KIT P/N--END OF BLOCK)		-----	-----	2	43105-MB6-008	1743400
2	SCREW, BLEEDER		-----	-----	1	43352-568-003	0505735
3	CAP, BLEEDER SCREW		-----	-----	1	43353-461-771	0954230
4	CLAMP, SPEEDOMETER CABLE		-----	-----	1	44832-ME2-000	1272426
5	CALIPER ASSY., L. FR. (NISSIN) ...		-----	-----	1	45100-MN0-007	2526804
	CALIPER ASSY., L. FR. (NISSIN) ...		-----	-----	1	45100-MN0-008	2526812
	CALIPER ASSY., L. FR. (NISSIN) ...		-----	-----	1	45100-MN0-017	2581551
6	CALIPER COMP., L. (NISSIN)		-----	-----	1	45101-MN0-006	2526820
7	PISTON		-----	-----	2	45107-MA3-006	1011949
8	SPRING, PAD		-----	-----	1	45108-MA3-006	1011956
9	DUST SEAL		-----	-----	2	45109-166-006	1011964
10	BRACKET COMP., L. FR. FORK (NISSIN)		-----	-----	1	45110-MN0-006	2526846
11	SLEEVE		-----	-----	1	45111-MA3-006	1011980

CONTENTS

TITLE	PAGE	GRID
AIR CLEANER	92	F7
AIR SUCTION VALVE	49	C12
ALTERNATOR	18	B9
BATTERY	89	F5
BRAKE CALIPER, FR.	71	E8
BRAKE PANEL, RR.	75	E10
CAM CHAIN	10	B5
CAMSHAFT	8	B4
CANISTER	122	G10
CARBURETOR (ASSY.)	44	C10
CARBURETOR (COMPONENTS)	47	C11
CLUTCH	14	B7
CLUTCH MASTER CYLINDER	64	E5
CRANKCASE COVER, R.	12	B6
CRANKSHAFT	30	C3
CROSS SHAFT	42	C9
CYLINDER BLOCK	26	C1
CYLINDER HEAD COVER	2	B1
CYLINDER HEAD, FR.	3	B1
CYLINDER HEAD, RR.	6	B3
EXHAUST MUFFLER	94	F8
FENDER, FR.	68	E7
FENDER, RR.	104	G1
FINAL DRIVEN GEAR	79	E12
FORK, FR.	69	E7
FR. BRAKE MASTER CYLINDER	62	E4
FRAME	116	G7
FUEL TANK	84	F3
GASKET KIT A	52	D2
GASKET KIT B	53	D2
GEARSHIFT DRUM	38	C7
HANDLEBAR	66	E6
HEADLIGHT	56	E1
OIL PAN	23	B11
PEDAL	96	F9
PULSE GENERATOR	16	B8
RADIATOR	112	G5
SEAT	87	F4
SHOCK ABSORBER	102	F12
SIDE COVER	88	F5
SPEEDOMETER	58	E2
STARTING MOTOR	22	B11
STEERING STEM	67	E6
STEP	98	F10
SWINGARM Y-	100	F11
SWITCH	60	E3
TACHOMETER	58	E2
TA- LIGHT	108	G3
TOOLS	120	G9
TRANSMISSION	36	C6
TURN SIGNAL	106	G2
WATER PIPE	40	C8
WATER PUMP	20	B10
WHEEL, FR.	73	E9
WHEEL, RR.	77	E11
WIRE HARNESS	110	G4

FRONT BRAKE CALIPER



BMH221

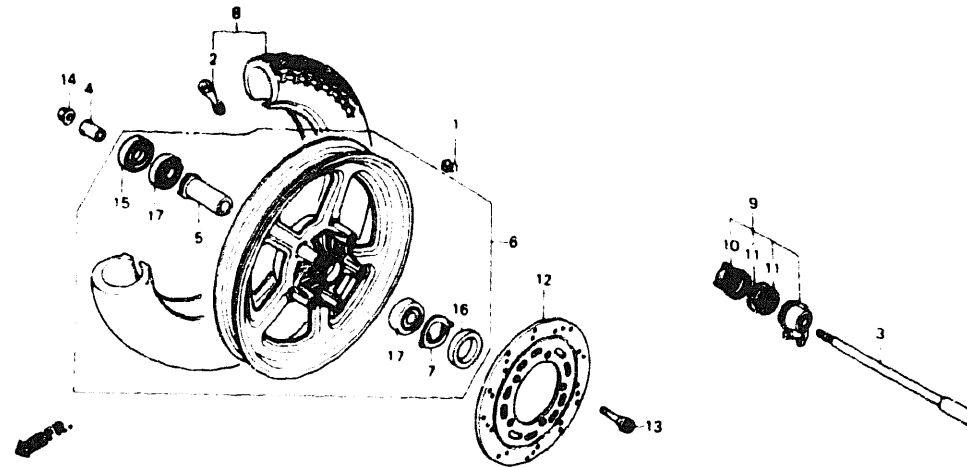
VF700C'87		A R E A C O D E			Q T Y R E Q		
Ref.	BLOCK NO. F-10		FRAME SERIAL NUMBER			PART NUMBER	HONDA CODE
No.	DESCRIPTION		FROM	TO			
12	RETAINER, BRACKET	A	-----	-----	1	45112-445-631	1095496
13	BOLT, PIN		-----	-----	1	45131-MA3-006	1012004
14	BOOT (B)		-----	-----	1	45133-MA3-006	1012012
15	BOOT, PIN		-----	-----	2	45133-166-016	1012020
16	SEAL, PISTON		-----	-----	2	45209-166-006	1012038
17	PIN, HANGER RETAINER GROOVE, 4.0MM DIA.		-----	-----	2	45215-MA3-006	1012046
18	PLATE		-----	-----	1	45217-MJ0-006	1743590
19	BOLT, FLANGE, 8X49		-----	-----	1	90180-MA3-006	1053107
20	BOLT, FLANGE, 6X10		-----	-----	2	95700-06010-07	0663930
	BOLT, FLANGE, 6X10		-----	-----	2	95701-06010-07	2374734
21	BOLT, FLANGE, 10X40		-----	-----	2	95800-10040-02	2270098
NI	BRAKE PAD KIT		A	-----	-----	--	431A0-MB4-305

72 © AMERICAN HONDA MOTOR CO., LTD. 1993

VF700C'87 ENGINE NO.; RC21E-2300015 TO 2304999
VF700C'87 FRAME NO.; RC210-HM300007 TO HM303508
VF700C'87 ENGINE NO.; RC21E-2300020 TO 2303889
VF700C'87 FRAME NO.; RC210-HA305001 TO HA310415

VF700C'87 ENGINE NO.; RC21E-2300015 TO 2304999
VF700C'87 FRAME NO.; RC211-HM300006 TO HM300514
VF700C'87 ENGINE NO.; RC21E-2300020 TO 2303889
VF700C'87 FRAME NO.; RC211-HA305003 TO HA311015

FRONT WHEEL



BMIN222

VF700C 87			A R E A C O D E	FRAME SERIAL NUMBER		Q T Y R E Q	PART NUMBER	HONDA CODE
Ref. No.	BLOCK NO. DESCRIPTION	F-11		FROM	TO			
1	WEIGHT, BALANCE (10G)		-----	-----	AR	42704-MB0-000	1272319	
	WEIGHT, BALANCE (20G)		-----	-----	AR	42705-MB0-000	1247881	
	WEIGHT, BALANCE (30G)		-----	-----	AR	42706-MB0-000	1247899	
2	VALVE, RIM (BRIDGESTONE)		-----	-----	1	42753-GC7-821	1390798	
	VALVE, RIM (DUNLOP)		-----	-----	1	42753-GC7-822	1390806	
	VALVE, RIM (DUNLOP)		-----	-----	1	42753-GC7-823	2758241	
	VALVE, RIM		-----	-----	1	42753-VM0-003	1769470	
3	AXLE, FR. WHEEL		-----	-----	1	44301-MN0-000	2526747	
4	COLLAR, FR. WHEEL SIDE		-----	-----	1	44311-MN0-000	2526754	
5	COLLAR COMP., FR. AXLE DISTANCE ..		-----	-----	1	44620-MB0-000	1248020	
6	WHEEL SET, FR.		-----	-----	1	44650-MN0-305	2526762	
7	RETAINER, GEAR BOX		-----	-----	1	44680-410-000	0482968	
8	TIRE ASSY., FR. (BS)		-----	-----	1	44710-MN0-003	2526770	
	TIRE ASSY., FR. (DUNLOP)		-----	-----	1	44710-MN0-004	2526788	
9	BOX ASSY., SPEEDOMETER GEAR		-----	-----	1	44800-MB0-013	2450765	
10	GEAR, SPEEDOMETER		-----	-----	1	44806-MB0-003	1248095	

AMERICAN HONDA MOTOR CO., LTD. 1993 73

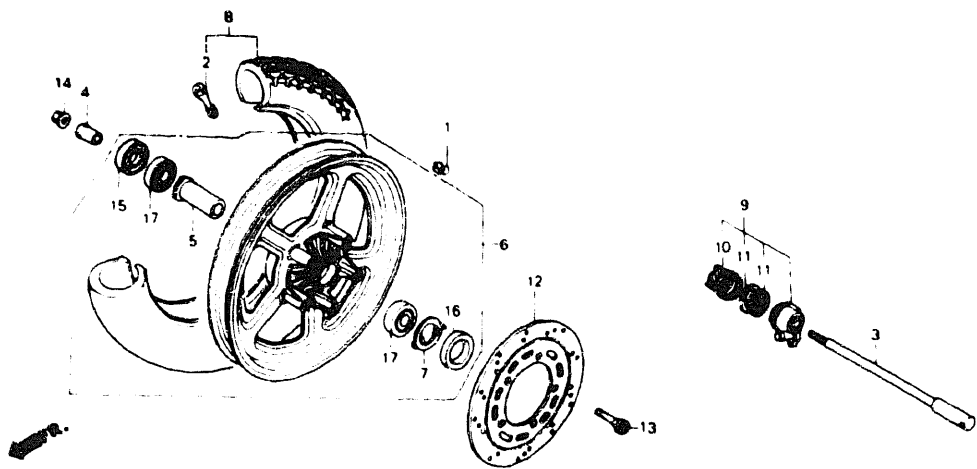
CONTENTS

TITLE	PAGE	GRID
AIR CLEANER	82	F7
AIR SUCTION VALVE	49	C12
ALTERNATOR	18	B9
BATTERY	89	F5
BRAKE CALIPER, FR.	71	E8
BRAKE PANEL, RR.	75	E10
CAM CHAIN	10	B5
CAMSHAFT	8	B4
CANISTER	122	G10
CARBURETOR (ASSY.)	44	C10
CARBURETOR (COMPONENTS)	47	C11
CLUTCH	14	B7
CLUTCH MASTER CYLINDER	64	E5
CRANKCASE COVER, R.	12	B6
CRANKSHAFT	30	C3
CROSS SHAFT	42	C9
CYLINDER BLOCK	26	C1
CYLINDER HEAD COVER	2	B1
CYLINDER HEAD, FR.	3	B1
CYLINDER HEAD, RR.	6	B3
EXHAUST MUFFLER	94	F8
FENDER, FR.	68	E7
FENDER, RR.	104	G1
FINAL DRIVEN GEAR	79	E12
FORK, FR.	69	E7
FR. BRAKE MASTER CYLINDER	62	E4
FRAME	116	F7
FUEL TANK	84	F3
GASKET KIT A	52	D2
GASKET KIT B	53	D2
GEARSHIFT DRUM	38	C7
HANDLEBAR	66	E6
HEADLIGHT	56	E1
OIL PAN	23	B11
PEDAL	96	F9
PULSE GENERATOR	16	B8
RADIATOR	112	G5
SEAT	87	F4
SHOCK ABSORBER	102	F12
SIDE COVER	88	F5
SPEEDOMETER	58	E2
STARTING MOTOR	22	B11
STEERING STEM	67	E6
STEP	98	F10
SWINGARM Y-	100	F11
SWITCH	60	E3
TACHOMETER	58	E2
TAILLIGHT	108	G3
TOOLS	120	G9
TRANSMISSION	36	C6
TURN SIGNAL	106	G2
WATER PIPE	40	C8
WATER PUMP	20	B10
WHEEL, FR.	73	E9
WHEEL, RR.	77	E11
WIRE HARNESS	110	G4

GRID

E9

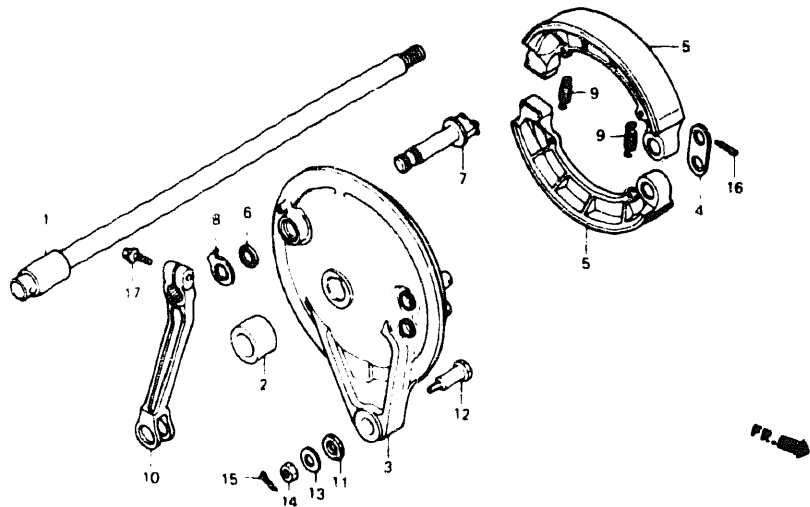
FRONT WHEEL



BMN222

VF700C'87			A R E A C O D E	Q T Y R E Q	P A R T N U M B E R	H O N D A C O D E	
Ref No	BLOCK NO.	F-11					
	DESCRIPTION						
			FRAME SERIAL NUMBER				
			FROM	TO			
11	WASHER, SPEEDOMETER GEAR		-----	-----	2	44809-402-000	0433896
12	DISK, FR. BRAKE		-----	-----	1	45251-MN0-000	2526887
13	BOLT, FR. DISK, 8X24		-----	-----	5	90105-KR3-000	2042943
14	NUT, U, 14MM		-----	-----	1	90305-GE8-003	1397835
15	SEAL, DUST, 22X42X7		-----	-----	1	91252-MC7-003	1210913
16	DUST SEAL, 40X50X5		-----	-----	1	91258-410-003	0483800
	DUST SEAL, 40X50X5 (NOK)		-----	-----	1	91258-410-006	0912402
	DUST SEAL, 40X50X5 (ARAI)		-----	-----	1	91258-410-013	0670992
17	BEARING, RADIAL BALL, 6302UU		-----	-----	2	96150-63020-10	1213347

REAR BRAKE PANEL



BMN223

VF700C'87			A R E A C O D E	Q T Y R E Q	FRAME SERIAL NUMBER		H O N D A C O D E	
Ref. No.	BLOCK NO.	F-12 DESCRIPTION			FROM	TO		PART NUMBER
1	AXLE, RR. WHEEL		-----	-----	1	42301-MN0-000	2526549	
2	COLLAR, RR. WHEEL SIDE		-----	-----	1	42313-MN0-000	2526556	
3	PANEL COMP., RR. BRAKE		-----	-----	1	43100-MN0-000	2526713	
4	WASHER, ANCHOR PIN		-----	-----	1	43102-319-000	0212092	
	WASHER, RR. BRAKE ANCHOR PIN		-----	-----	1	43106-222-300	0033233	
5	SHOE COMP., RR. BRAKE (SEE KIT P/N--END OF BLOCK)		-----	-----	2	43120-MJ1-006	1692276	
6	DUST SEAL, BRAKE CAM		-----	-----	1	43134-300-000	0191064	
7	CAM RR. BRAKE		-----	-----	1	43141-MB0-000	1247956	
8	INDICTOR, RR. BRAKE		-----	-----	1	43145-ME5-000	1365865	
9	SPRING, RR. BRAKE SHOE		-----	-----	2	43151-346-000	0328286	
10	ARM, RR. BRAKE		-----	-----	1	43410-ME5-000	1328822	
	ARM, RR. BRAKE		-----	-----	1	43410-ME5-405	4367728	
11	RUBBER, STOPPER ARM CUSHION		-----	-----	1	43434-286-000	0172726	
12	BOLT, RR. BRAKE STOPPER		-----	-----	1	90127-393-000	0446633	
13	WASHER, 8MM		-----	-----	1	90505-425-000	0709766	

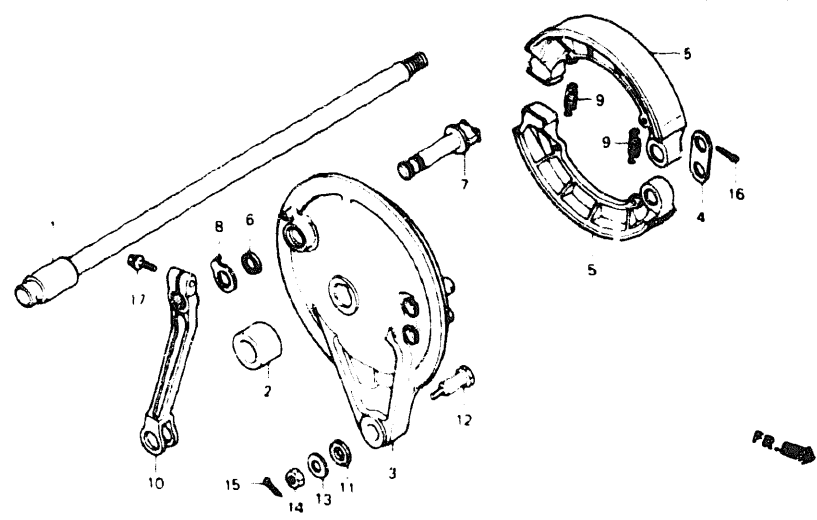
CONTENTS

TITLE	PAGE	GRID
AIR CLEANER	92	F7
AIR SUCTION VALVE	49	C12
ALTERNATOR	18	B9
BATTERY	89	F5
BRAKE CALIPER, FR.	71	E8
BRAKE PANEL, RR.	75	E10
CAM CHAIN	10	B5
CAMSHAFT	8	B4
CANISTER	122	G10
CARBURETOR (ASSY.)	44	C10
CARBURETOR (COMPONENTS)	47	C11
CLUTCH	14	B7
CLUTCH MASTER CYLINDER	64	E5
CRANKCASE COVER, R.	12	B6
CRANKSHAFT	30	C3
CROSS SHAFT	42	C9
CYLINDER BLOCK	26	C1
CYLINDER HEAD COVER	2	B1
CYLINDER HEAD, FR.	3	B1
CYLINDER HEAD, RR.	6	B3
EXHAUST MUFFLER	94	F8
FENDER, FR.	68	E7
FENDER, RR.	104	G1
FINAL DRIVEN GEAR	79	E12
FORK, FR.	69	E7
FR. BRAKE MASTER CYLINDER	62	E4
FRAME	116	G7
FUEL TANK	84	F3
GASKET KIT A	52	D2
GASKET KIT B	53	D2
GEARSHIFT DRUM	38	C7
HANDLEBAR	66	E6
HEADLIGHT	56	E1
OIL PAN	23	B11
PEDAL	96	F9
PULSE GENERATOR	16	B8
RADIATOR	112	G5
SEAT	87	F4
SHOCK ABSORBER	102	F12
SIDE COVER	88	F5
SPEEDOMETER	58	E2
STARTING MOTOR	22	B11
STEERING STEM	67	E6
STEP	98	F10
SWINGARM Y-	100	F11
SWITCH	60	E3
TACHOMETER	58	E2
TAILLIGHT	108	G3
TOOLS	120	G9
TRANSMISSION	36	C6
TURN SIGNAL	106	G2
WATER PIPE	40	C8
WATER PUMP	20	B10
WHEEL, FR.	73	E9
WHEEL, RR.	77	E11
WIRE HARNESS	110	G4

GRID

E10

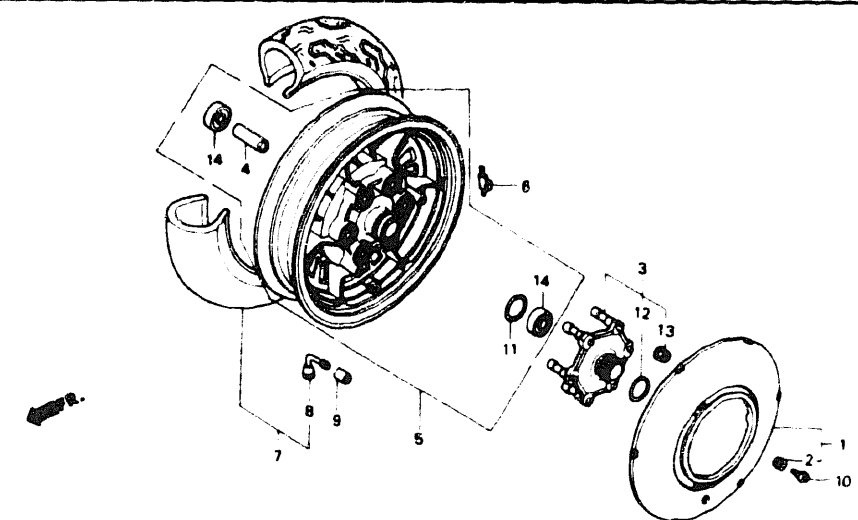
REAR BRAKE PANEL



BMN223

VF700C'87			A R E A C O D E	F R A M E S E R I A L N U M B E R F R O M T O	Q T Y R E Q	P A R T N U M B E R	H O N D A C O D E
Ref No	BLOCK NO DESCRIPTION	F-12					
14	NUT, HEX., 8MM				1	94001-08000-0S	0167338
15	PIN, SPLIT, 2.0X18				1	94201-20180	0219279
	PIN, SPLIT, 2.0X20				1	94201-20200	0058354
	PIN, COTTER, 2.0X22				1	94201-20220	0058362
	PIN, SPLIT, 2.0X25				1	94201-20250	0058370
	PIN, COTTER, 2.0X32				1	94201-20320	0145607
	PIN, SPLIT, 2.0X35				1	94201-20350	0058388
	PIN, COTTER, 2.0X22				1	94201-29220	1484047
16	PIN, SPLIT, 2.5MM				2	94201-25200	0058404
	PIN, COTTER, 2.5MM				2	94201-25250	0145581
	PIN, COTTER, 2.5MM				2	94201-25300	0156091
17	BOLT, FLANGE, 8X25				1	95700-08025-00	0671214
	BOLT, FLANGE, 8X25				1	95701-08025-00	2545325

REAR WHEEL



BMN224

VF700C'87			A R E A C O D E	F R A M E S E R I A L N U M B E R	Q T Y R E Q	P A R T N U M B E R	H O N D A C O D E
Ref No.	BLOCK NO DESCRIPTION	F-13					
1	COVER COMP., RR. WHEEL		----	----	1	42200-MNO-000	2526515
2	GROMMET, RR. WHEEL COVER		----	----	3	42220-MNO-300	2526523
3	FLANGE ASSY., FINAL DRIVEN		----	----	1	42610-MGB-770	2526572
4	COLLAR, RR. AXLE DISTANCE		----	----	1	42620-MNO-000	2526580
5	WHEEL SET, RR.		----	----	1	42650-MNO-305	2526598
	WHEEL SET, RR.		----	----	1	42650-MNO-315	4190229
6	WEIGHT, BALANCE (10G)		----	----	AR	42704-MNO-000	2526614
	WEIGHT, BALANCE, 20		----	----	AR	42705-MNO-000	2526622
	WEIGHT, BALANCE, 30		----	----	AR	42706-MNO-000	2526630
7	TIRE ASSY., RR. (BS)		----	----	1	42710-MNO-003	2526648
	TIRE ASSY., RR. (DUNLOP) (150/80-15 70H K555)		----	----	1	42710-MNO-004	2526655
	TIRE ASSY., RR. (DUNLOP) (150/80-15 70 K555)		----	----	1	42710-MNO-014	4349288
8	VALVE, RIM (BS)		----	----	1	42753-MNO-003	2526663
	VALVE, RIM (DUNLOP)		----	----	1	42753-MNO-004	2526671


CONTENTS

TITLE	PAGE	GRID
AIR CLEANER	92	F7
AIR SUCTION VALVE	49	C12
ALTERNATOR	18	B9
BATTERY	89	F5
BRAKE CALIPER, FR.	71	E8
BRAKE PANEL, RR.	75	E10
CAM CHAIN	10	B5
CAMSHAFT	8	B4
CANISTER	122	G10
CARBURETOR (ASSY.)	44	C10
CARBURETOR (COMPONENTS)	47	C11
CLUTCH	14	B7
CLUTCH MASTER CYLINDER	64	E5
CRANKCASE COVER, R.	12	B6
CRANKSHAFT	30	C3
CROSS SHAFT	42	C9
CYLINDER BLOCK	26	C1
CYLINDER HEAD COVER	2	B1
CYLINDER HEAD, FR.	3	B1
CYLINDER HEAD, RR.	6	B3
EXHAUST MUFFLER	94	F8
FENDER, FR.	68	E7
FENDER, RR.	104	G1
FINAL DRIVEN GEAR	79	E12
FORK, FR.	69	E7
FR. BRAKE MASTER CYLINDER	62	E4
FRAME	116	G7
FUEL TANK	84	F3
GASKET KIT A	52	D2
GASKET KIT B	53	C2
GEARSHIFT DRUM	38	C7
HANDLEBAR	66	E6
HEADLIGHT	56	E1
OIL PAN	23	B11
PEDAL	96	F9
PULSE GENERATOR	16	B8
RADIATOR	112	G5
SEAT	87	F4
SHOCK ABSORBER	102	F12
SIDE COVER	88	F5
SPEEDOMETER	55	E2
STARTING MOTOR	22	B11
STEERING STEM	67	E6
STEP	98	F10
SWINGARM Y-SWITCH	100	F11
TACHOMETER	60	E3
TAILLIGHT	58	E2
TOOLS	108	G3
TRANSMISSION	120	G9
TURN SIGNAL	36	C6
WATER PIPE	106	G2
WATER PUMP	40	C8
WHEEL, FR.	20	B10
WHEEL, RR.	73	E9
WIRE HARNESS	77	E11
	110	G4

VF700C'87 ENGINE NO.; RC21E-2300015 TO 2304999
VF700C'87 FRAME NO.; RC210-HM300007 TO HM303508
VF700C'87 ENGINE NO.; RC21E-2300020 TO 2303889
VF700C'87 FRAME NO.; RC210-HA305001 TO HA310415

VF700C'87 ENGINE NO.; RC21E-2300015 TO 2304999
VF700C'87 FRAME NO.; RC211-HM300006 TO HM300514
VF700C'87 ENGINE NO.; RC21E-2300020 TO 2303889
VF700C'87 FRAME NO.; RC211-HA305003 TO HA311015

REAR WHEEL



BMN224

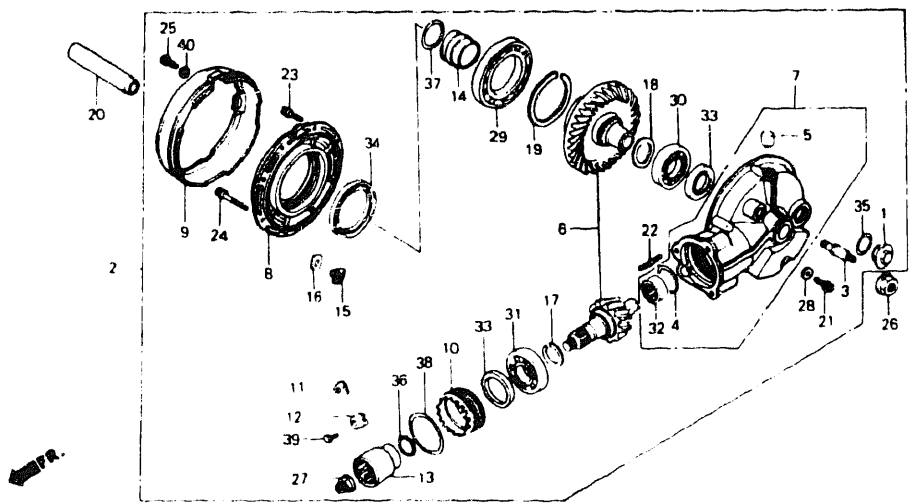
VF700C'87			A R E A C O D E	FRAME SERIAL NUMBER		Q T Y R E Q	PART NUMBER	HONDA CODE
Ref No	BLOCK NO	F-13		FROM	TO			
	DESCRIPTION							
	9 TUBE, RIM VALVE			-----	-----	1	42754-MN0-000	2526689
	10 BOLT, SOCKET, 5x10			-----	-----	3	90128-MN0-000	2528610
	11 O-RING, 61x2			-----	-----	1	91302-MA6-003	1237213
	12 O-RING, 46x5x3.5			-----	-----	1	91358-MB0-000	1251610
	13 NUT, FLANGE, 10MM			-----	-----	6	94050-10080	0623405
	14 BEARING, RADIAL BALL, 6204UU			-----	-----	2	96150-62040-10	1050483

76 © AMERICAN HONDA MOTOR CO. LTD. 1993

VF700C'87 ENGINE NO.; RC21E-2300015 TO 2304999
VF700C'87 FRAME NO.; RC210-HM300007 TO HM303508
VF700C'87 ENGINE NO.; RC21E-2300020 TO 2303889
VF700C'87 FRAME NO.; RC210-HA305001 TO HA310415

VF700C'87 ENGINE NO.; RC21E-2300015 TO 2304999
VF700C'87 FRAME NO.; RC211-HM300006 TO HM300514
VF700C'87 ENGINE NO.; RC21E-2300020 TO 2303889
VF700C'87 FRAME NO.; RC211-HA305003 TO HA311015

FINAL DRIVEN GEAR



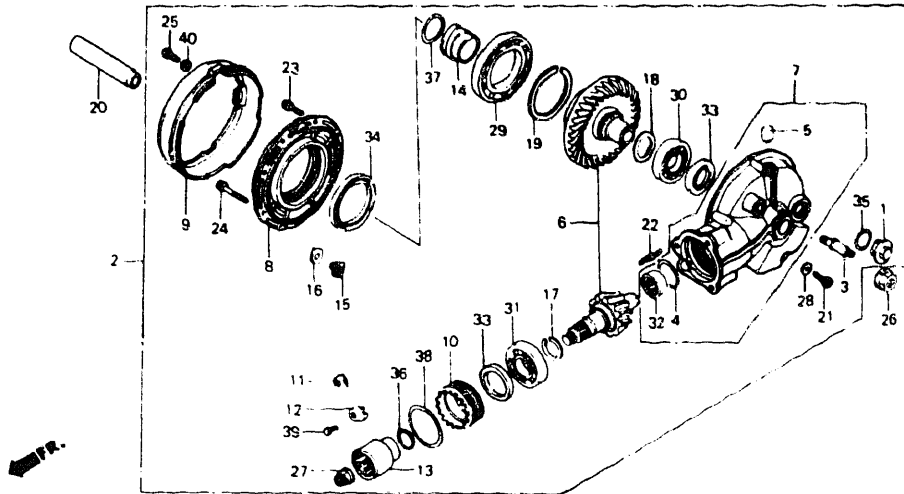
BMN225

VF700C'87			A R E A C O D E	FRAME SERIAL NUMBER		Q T Y R E Q	PART NUMBER	HONDA CODE
Ref. No.	BLOCK NO.	F-14		FROM	TO			
	DESCRIPTION							
	1 CAP, TAPPET ADJUSTING HOLE			-----	-----	1	12361-035-000	0069625
	CAP, TAPPET ADJUSTING HOLE			-----	-----	1	12361-300-000	0188870
	CAP, TAPPET ADJUSTING HOLE			-----	-----	1	12361-371-980	0454934
	2 GEAR ASSY., FINAL			-----	-----	1	41300-MN0-000	2526465
	3 STAY, CUSHION UNDER			-----	-----	1	41303-ME4-300	1379486
	4 RING, STOPPER			-----	-----	1	41305-MB4-770	2013969
	5 CAP, BREATHER			-----	-----	1	41306-MB0-010	1316736
	BREATHER ASSY.			-----	-----	1	41306-ME5-305	1534924
	6 GEAR SET, FINAL			-----	-----	1	41310-MB1-305	1247550
	7 CASE SET, FINAL			-----	-----	1	41311-MN0-305	2526473
	8 COVER, GEAR CASE			-----	-----	1	41321-ME5-770	1536226
	9 PLATE, DUST GUARD			-----	-----	1	41324-MB0-010	1316751
	10 RETAINER, BEARING			-----	-----	1	41331-MB0-000	1247584
	11 LOCK, BEARING ADJUSTING (A)			-----	-----	1	41332-415-000	0669176
	12 LOCK, BEARING ADJUSTING (B)			-----	-----	1	41333-415-000	0669184
	13 JOINT, PINION			-----	-----	1	41410-ME5-000	1378207

CONTENTS

TITLE	PAGE	GRID
AIR CLEANER	82	F7
AIR SUCTION VALVE	49	C12
ALTERNATOR	18	B9
BATTERY	89	F5
BRAKE CALIPER, FR.	71	E8
BRAKE PANEL, RR.	75	E10
CAM CHAIN	10	B5
CAMSHAFT	8	B4
CANISTER	122	G10
CARBURETOR (ASSY.)	44	C10
CARBURETOR (COMPONENTS)	47	C11
CLUTCH	14	B7
CLUTCH MASTER CYLINDER	64	E5
CRANKCASE COVER, R.	12	B6
CRANKSHAFT	50	C3
CROSS SHAFT	42	C9
CYLINDER BLOCK	26	C1
CYLINDER HEAD COVER	2	B1
CYLINDER HEAD, FR.	3	B1
CYLINDER HEAD, RR.	6	B3
EXHAUST MUFFLER	94	F8
FENDER, FR.	68	E7
FENDER, RR.	104	G1
FINAL DRIVEN GEAR	79	E12
FORK, FR.	69	E7
FR. BRAKE MASTER CYLINDER	62	E4
FRAME	116	G7
FUEL TANK	84	F3
GASKET KIT A	52	D2
GASKET KIT B	53	D2
GEARSHIFT DRUM	38	C7
HANDLEBAR	66	E6
HEADLIGHT	56	E1
OIL PAN	23	B11
PEDAL	96	F9
PULSE GENERATOR	16	B8
RADIATOR	112	G5
SEAT	87	F4
SHOCK ABSORBER	102	F12
SIDE COVER	88	F5
SPEEDOMETER	58	E2
STARTING MOTOR	22	B11
STEERING STEM	67	E6
STEP	98	F10
SWINGARM Y- SWITCH	100	F11
TACHOMETER	60	E3
TAILLIGHT	58	E2
TOOLS	108	G3
TRANSMISSION	120	G9
TURN SIGNAL	36	C6
WATER PIPE	106	G2
WATER PUMP	40	C8
WHEEL, FR.	20	B10
WHEEL, RR.	73	E9
WIRE HARNESS	77	E11
	110	G4

FINAL DRIVEN GEAR



BMN225

VF700C'87		A R E A C O D E	Q T Y R E Q	FRAME SERIAL NUMBER		P A R T N U M B E R	H O N D A C O D E
Ref. No.	BLOCK NO. DESCRIPTION			FROM	TO		
14	HOLDER, O-RING		1	41433-MB0-010			1316769
15	PIN, RING GEAR STOPPER		1	41436-MB0-310			1316777
16	SHIM A, STOPPER PIN (0.10)		AR	41437-MB0-310			1316785
	SHIM B, STOPPER PIN (0.15)		AR	41438-MB0-310			1316793
17	SHIM A, PINION GEAR (1.82)		1	41450-MG8-000			2026706
	SHIM B, PINION GEAR (1.88)		1	41451-MG8-000			2026714
	SHIM C, PINION GEAR (1.94)		1	41452-MG8-000			2026722
	SHIM D, PINION GEAR (2.00)		1	41453-MG8-000			2026730
	SHIM E, PINION GEAR (2.06)		1	41454-MG8-000			2026748
	SHIM F, PINION GEAR (2.12)		1	41455-MG8-000			2026755
	SHIM G, PINION GEAR (2.18)		1	41456-MG8-000			2026763
18	WASHER, SPECIAL, 35X40		1	41510-MB0-003			1247717
19	SPACER A, RING GEAR (1.82)		1	41530-MB0-000			1247725
	SPACER B, RING GEAR (1.88)		1	41531-MB0-000			1247733
	SPACER C, RING GEAR (1.94)		1	41532-MB0-000			1247741
	SPACER D, RING GEAR (2.00)		1	41533-MB0-000			1247758

VF700C'87		A R E A C O D E	Q T Y R E Q	FRAME SERIAL NUMBER		P A R T N U M B E R	H O N D A C O D E
Ref. No.	BLOCK NO. DESCRIPTION			FROM	TO		
19	SPACER E, RING GEAR (2.06)		1	41534-MB0-000			1247766
	SPACER F, RING GEAR (2.12)		1	41535-MB0-000			1247774
	SPACER G, RING GEAR (2.18)		1	41536-MB0-000			1247782
	SPACER H, RING GEAR (2.24)		1	41537-MB0-000			1247790
	SPACER I, RING GEAR (2.30)		1	41538-MB0-000			1247808
20	COLLAR B, RR. DISTANCE		1	42625-MB4-000			1387687
21	BOLT, SOCKET, 8X11		1	90109-ME5-770			1536515
22	BOLT, STUD, 10X50		3	90125-ME5-000			1378215
23	BOLT, FLANGE, 8X27		6	90133-MB0-000			1251016
24	BOLT, FLANGE, 10X38		2	90134-371-000			0471250
25	BOLT, HEX., 6X16		1	90170-MB0-000			1251206
26	NUT, FLANGE, 18MM		1	90305-MB4-003			1384957
27	NUT, HEX., 16MM		1	90381-MB0-010			1378223
28	WASHER, 8MM		1	90471-580-000			0517144
29	BEARING, RADIAL BALL, 16012C3 ...		1	91051-MB0-005			1251438
30	BEARING, RADIAL BALL, 57/34C3 ...		1	91052-MB0-003			1251446
	BEARING, RADIAL BALL, 57/34C3 ...		1	91052-MB0-005			1251453
31	BEARING, RADIAL BALL, 6305		1	91061-MB0-005			1251461
32	BEARING, NEEDLE, 19/18 (TOYO) ...		1	91062-MB4-773			2016194
	BEARING, NEEDLE, 19/18 (KOYO) ...		1	91062-MG8-005			2027258
33	OIL SEAL, 34X50X7		2	91261-MB0-000			1251495
	OIL SEAL, 34X50X7 (ARAI)		2	91261-MB0-003			1266832
	OIL SEAL, 34X50X7 (NOK)		2	91261-MB0-005			1292150
34	OIL SEAL, 60X80X8		1	91265-MB0-000			1251503
	OIL SEAL, 60X80X8 (ARAI)		1	91265-MB0-003			1292168
35	O-RING, 30.8MM		1	91302-001-020			0001065
36	O-RING, 22X1.9 (ARAI)		1	91355-MB0-003			1251578
	O-RING, 22X1.9 (NOK)		1	91355-MB0-005			1251586
37	O-RING, 35.X2X2.4		1	91356-MB0-000			1251594
	O-RING, 35.2X2.4 (NOK)		1	91356-MB0-005			1285410
38	O-RING, 58.5X3.5		1	91353-MB0-003			1263839
	O-RING, 58.5X3.5		1	91359-MB0-000			1251636

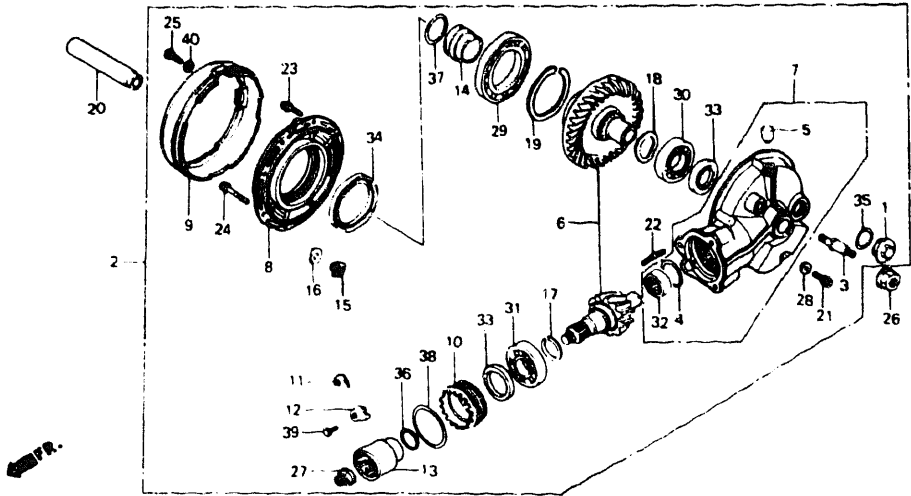
CONTENTS

TITLE	PAGE	GRID
AIR CLEANER	92	F7
AIR SUCTION VALVE	49	C12
ALTERNATOR	18	B9
BATTERY	89	F5
BRAKE CALIPER, FR.	71	E8
BRAKE PANEL, RR.	75	E10
CAM CHAIN	10	B5
CAMSHAFT	8	B4
CANISTER	122	G10
CARBURETOR (ASSY.)	44	C10
CARBURETOR (COMPONENTS)	47	C11
CLUTCH	14	B7
CLUTCH MASTER CYLINDER	64	E5
CRANKCASE COVER, R.	12	B6
CRANKSHAFT	30	C3
CROSS SHAFT	42	C9
CYLINDER BLOCK	26	C1
CYLINDER HEAD COVER	2	B1
CYLINDER HEAD, FR.	3	B1
CYLINDER HEAD, RR.	6	B3
EXHAUST MUFFLER	94	F8
FENDER, FR.	68	E7
FENDER, RR.	104	G1
FINAL DRIVEN GEAR	79	E12
FORK, FR.	69	E7
FR. BRAKE MASTER CYLINDER	62	E4
FRAME	116	G7
FUEL TANK	84	F3
GASKET KIT A	52	D2
GASKET KIT B	53	D2
GEARSHIFT DRUM	38	C7
HANDLEBAR	66	E6
HEADLIGHT	56	E1
OIL PAN	23	B11
PEDAL	96	F9
PULSE GENERATOR	16	B8
RADIATOR	112	G5
SEAT	87	F4
SHOCK ABSORBER	102	F12
SIDE COVER	88	F5
SPEEDOMETER	58	E2
STARTING MOTOR	22	B11
STEERING STEM	67	E6
STEP	98	F10
SWINGARM Y-	100	F11
SWITCH	60	E3
TACHOMETER	58	E2
TAILLIGHT	108	G3
TOOLS	120	G9
TRANSMISSION	36	C6
TURN SIGNAL	106	G2
WATER PIPE	40	C8
WATER PUMP	20	B10
WHEEL, FR.	73	E9
WHEEL, RR.	77	E11
WIRE HARNESS	110	G4

VF700C'87 ENGINE NO.; RC21E-2300015 TO 2304999
VF700C'87 FRAME NO.; RC210-HM300007 TO HM303508
VF700C'87 ENGINE NO.; RC21E-2300020 TO 2303889
VF700C'87 FRAME NO.; RC210-HA305001 TO HA310415

VF700C'87 ENGINE NO.; RC21E-2300015 TO 2304999
VF700C'87 FRAME NO.; RC211-HM300006 TO HM300514
VF700C'87 ENGINE NO.; RC21E-2300020 TO 2303889
VF700C'87 FRAME NO.; RC211-HA305003 TO HA311015

FINAL DRIVEN GEAR



BMN225

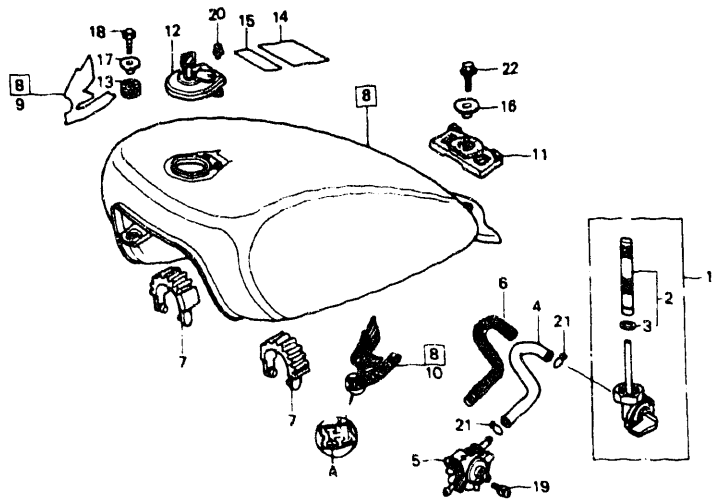
VF700C'87		A R E A C O D E	F R A M E S E R I A L N U M B E R	Q T Y R E Q	P A R T N U M B E R	H O N D A C O D E	
Ref.	BLOCK NO.						F-14
No.	DESCRIPTION						
39	BOLT, HEX., 6X12	-----	-----	1	92000-06012	0054197	
	BOLT, HEX., 6X12	-----	-----	1	92101-06012	2738821	
	BOLT, HEX., 6X12	-----	-----	1	92101-06012-0A	3591500	
40	WASHER, PLAIN, 6MM	-----	-----	1	94101-06800	0345900	

VF700C'87			A R E A C O D E	F R A M E S E R I A L N U M B E R	Q T Y R E Q	P A R T N U M B E R	H O N D A C O D E
Ref. No.	BLOCK NO.	F-14					
	DESCRIPTION						

CONTENTS

TITLE	PAGE	GRID
AIR CLEANER	92	F7
AIR SUCTION VALVE	49	C12
ALTERNATOR	18	B9
BATTERY	89	F5
BRAKE CALIPER, FR.	71	E8
BRAKE PANEL, RR.	75	E10
CAM CHAIN	10	B5
CAMSHAFT	8	B4
CANISTER	122	G10
CARBURETOR (ASSY.)	44	C10
CARBURETOR (COMPONENTS)	47	C11
CLUTCH	14	B7
CLUTCH MASTER CYLINDER	64	E5
CRANKCASE COVER, R.	12	B6
CRANKSHAFT	30	C3
CROSS SHAFT	42	C9
CYLINDER BLOCK	26	C1
CYLINDER HEAD COVER	2	B1
CYLINDER HEAD, FR.	3	B1
CYLINDER HEAD, RR.	6	B3
EXHAUST MUFFLER	94	F8
FENDER, FR.	68	E7
FENDER, RR.	104	G1
FINAL DRIVEN GEAR	79	E12
FORK, FR.	69	E7
FR. BRAKE MASTER CYLINDER	62	E4
FRAME	116	G7
FUEL TANK	84	F3
GASKET KIT A	52	D2
GASKET KIT B	53	D2
GEARSHIFT DRUM	38	C7
HANDLEBAR	66	E6
HEADLIGHT	56	E1
OIL PAN	23	B11
PEDAL	96	F9
PULSE GENERATOR	16	B8
RADIATOR	112	G5
SEAT	87	F4
SHOCK ABSORBER	102	F12
SIDE COVER	88	F5
SPEEDOMETER	58	E2
STARTING MOTOR	22	B11
STEERING STEM	67	E6
STEP	98	F10
SWINGARM Y-	100	F11
SWITCH	60	E3
TACHOMETER	58	E2
TAILLIGHT	108	G3
TOOLS	120	G9
TRANSMISSION	36	C6
TURN SIGNAL	106	G2
WATER PIPE	40	C8
WATER PUMP	20	B10
WHEEL, FR.	73	E9
WHEEL, RR.	77	E11
WIRE HARNESS	110	G4

FUEL TANK



"CAUTION OR WARNING LABELS MUST BE ORDERED SEPARATELY WHEN APPLICABLE"

BMN226

FUEL TANK

Color chart for fuel tank mark

Type	Main color	Position
		A
TYPE 1	Candy wave blue-U (PB161CU)	Black
TYPE 2	Candy bourgogne red-U (R107CU)	Red

F14MNOH15 C

CONTENTS

TITLE	PAGE	GRID
AIR CLEANER	92	F7
AIR SUCTION VALVE	49	C12
ALTERNATOR	18	B9
BATTERY	89	F5
BRAKE CALIPER, FR.	71	E8
BRAKE PANEL, RR.	75	E10
CAM CHAIN	10	B5
CAMSHAFT	8	B4
CANISTER	122	G10
CARBURETOR (ASSY.)	44	C10
CARBURETOR		
(COMPONENTS)	47	C11
CLUTCH	14	B7
CLUTCH MASTER CYLINDER	64	E5
CRANKCASE COVER, R.	12	B6
CRANKSHAFT	30	C3
CROSS SHAFT	42	C9
CYLINDER BLOCK	26	C1
CYLINDER HEAD COVER	2	B1
CYLINDER HEAD, FR.	3	B1
CYLINDER HEAD, RR.	6	B3
EXHAUST MUFFLER	94	F8
FENDER, FR.	68	E7
FENDER, RR.	104	G1
FINAL DRIVEN GEAR	79	E12
FORK, FR.	69	E7
FR. BRAKE MASTER CYLINDER	62	E4
FRAME	116	G7
FUEL TANK	84	F3
GASKET KIT A	52	D2
GASKET KIT B	53	D2
GEARSHIFT DRUM	38	C7
HANDLEBAR	66	E6
HEADLIGHT	56	E1
OIL PAN	23	B11
PEDAL	96	F9
PULSE GENERATOR	16	B8
RADIATOR	112	G5
SEAT	87	F4
SHOCK ABSORBER	102	F12
SIDE COVER	88	F5
SPEEDOMETER	58	E2
STARTING MOTOR	22	B11
STEERING STEM	67	E6
STEP	98	F10
SWINGARM Y-	100	F11
SWITCH	60	E3
TACHOMETER	58	E2
TAILLIGHT	108	G3
TOOLS	120	G9
TRANSMISSION	36	C6
TURN SIGNAL	106	G2
WATER PIPE	40	C8
WATER PUMP	20	B10
WHEEL, FR.	73	E9
WHEEL, RR.	77	E11
WIRE HARNESS	110	G4

VF700C'87		A R E A C O D E	F R A M E S E R I A L N U M B E R	Q T Y R E Q				
Ref. No.	BLOCK NO. F-15 DESCRIPTION				FROM	TO	PART NUMBER	HONDA CODE
10	MARK, L. FUEL TANK (TYPE1)	A <						

AMERICAN HONDA MOTOR CO., LTD. 1993 85

84 AMERICAN HONDA MOTOR CO., LTD. 1993

F3

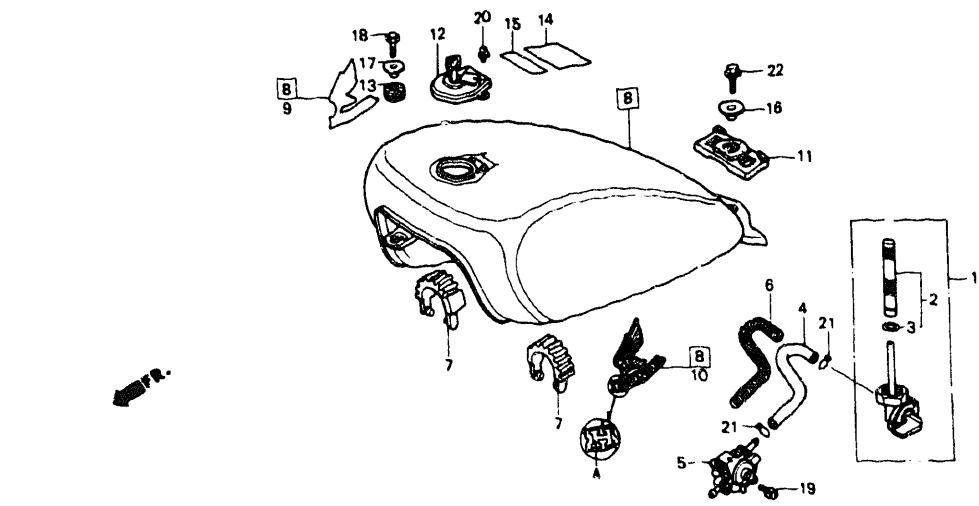
VF700C'87 ENGINE NO.; RC21E-2300015 TO 2304999
VF700C'87 FRAME NO.; RC210-HM300007 TO HM303508
VF700C'87 ENGINE NO.; RC21E-2300020 TO 2303889
VF700C'87 FRAME NO.; RC210-HA305001 TO HA310415

VF700C'87 ENGINE NO.; RC21E-2300015 TO 2304999
VF700C'87 FRAME NO.; RC211-HM300006 TO HM300514
VF700C'87 ENGINE NO.; RC21E-2300020 TO 2303889
VF700C'87 FRAME NO.; RC211-HA305003 TO HA311015

GRID

F3

FUEL TANK

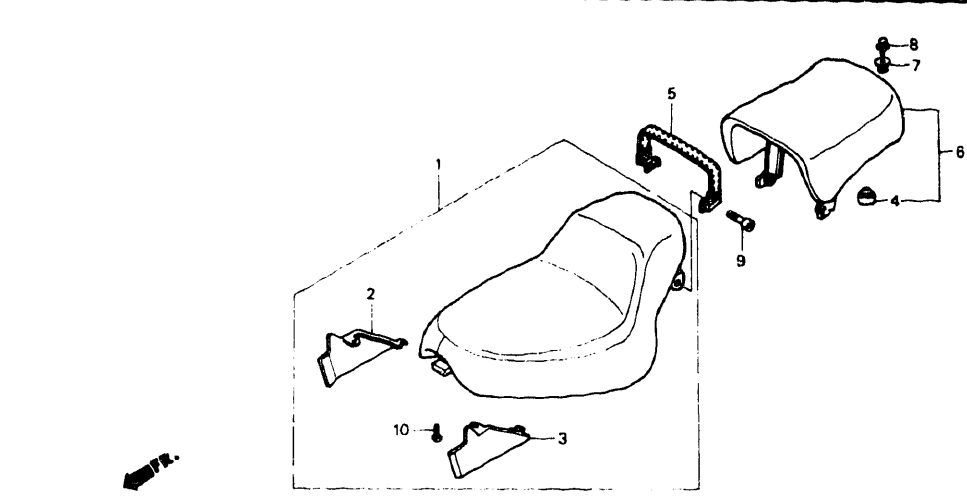


"CAUTION OR WARNING LABELS MUST BE ORDERED SEPARATELY WHEN APPLICABLE"

BMN226

VF700C'87			A R E A C O D E	Q T Y R E Q				
Ref. No.	BLOCK NO.	F-15			FRAME SERIAL NUMBER		PART NUMBER	HONDA CODE
	DESCRIPTION	FROM			TO			
22	BOLT, FLANGE, 8x22		-----	-----	1	95700-08022-00	0637090	
	BOLT, FLANGE, 8x22		-----	-----	1	95701-08022-00	2652626	

SEAT



BMN227A

VF700C'87			A R E A C O D E	Q T Y R E Q	P A R T N U M B E R	H O N D A C O D E	
Ref. No.	BLOCK NO.	F-16					
	DESCRIPTION						
			F R A M E S E R I A L N U M B E R				
			FROM	TO			
1	SEAT ASSY., FR.		-----	-----	1	77100-MNO-000	2528099
	SEAT ASSY., FR.		-----	-----	1	77100-MN2-671	2759884
2	PLATE, R. FR. SEAT		-----	-----	1	77104-MNO-000	2528107
3	PLATE, L. FR. SEAT		-----	-----	1	77105-MNO-000	2528115
4	RUBBER, SEAT CUSHION		-----	-----	2	77206-GF0-000	1709773
5	BELT COMP., SEAT		-----	-----	1	77210-MNO-000	2528149
6	SEAT ASSY., RR.		-----	-----	1	77300-MNO-000	2528156
7	RUBBER, RR. SEAT MOUNTING		-----	-----	1	77304-MNO-000	2528164
8	BOLT, FLANGE, 8X10		-----	-----	1	90158-MNO-000	2528651
9	BOLT, SOCKET, 8X32		-----	-----	2	90160-MNO-000	2528669
10	SCREW, TAPPING, 4X12		-----	-----	2	93901-24320	0811836

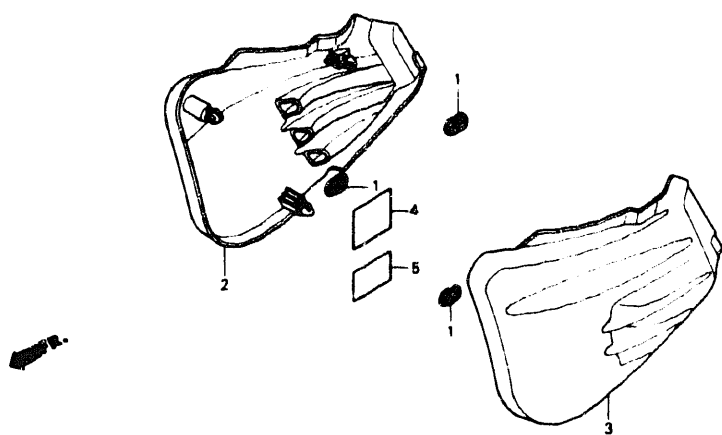
CONTENTS

TITLE	PAGE	GRID
AIR CLEANER	92	F7
AIR SUCTION VALVE	49	C12
ALTERNATOR	18	B9
BATTERY	89	F5
BRAKE CALIPER, FR.	71	E8
BRAKE PANEL, RR.	75	E10
CAM CHAIN	10	B5
CAMSHAFT	8	B4
CANISTER	122	G10
CARBURETOR (ASSY.)	44	C10
CARBURETOR (COMPONENTS)	47	C11
CLUTCH	14	B7
CLUTCH MASTER CYLINDER	64	E5
CRANKCASE COVER, R.	12	B6
CRANKSHAFT	30	C3
CROSS SHAFT	42	C9
CYLINDER BLOCK	26	C1
CYLINDER HEAD COVER	2	B1
CYLINDER HEAD, FR.	3	B1
CYLINDER HEAD, RR.	6	B3
EXHAUST MUFFLER	94	F8
FENDER, FR.	68	E7
FENDER, RR.	104	G1
FINAL DRIVEN GEAR	79	E:2
FORK, FR.	69	E7
FR. BRAKE MASTER CYLINDER	62	E4
FRAME	116	G7
FUEL TANK	84	F3
GASKET KIT A	52	D2
GASKET KIT B	53	D2
GEARSHIFT DRUM	38	C7
HANDLEBAR	66	E6
HEADLIGHT	56	E1
OIL PAN	23	B11
PEDAL	96	F9
PULSE GENERATOR	16	B8
RADIATOR	112	G5
SEAT	87	F4
SHOCK ABSORBER	102	F12
SIDE COVER	88	F5
SPEEDOMETER	58	E2
STARTING MOTOR	22	B11
STEERING STEM	67	E6
STEP	98	F10
SWINGARM Y-SWITCH	100	F11
TACHOMETER	58	E2
TAILLIGHT	108	G3
TOOLS	120	G9
TRANSMISSION	36	C6
TURN SIGNAL	106	G2
WATER PIPE	40	C8
WATER PUMP	20	B10
WHEEL, FR.	73	E9
WHEEL, RR.	77	E11
WIRE HARNESS	110	G4

VF700C'87 ENGINE NO.; RC21E-2300015 TO 2304999
VF700C'87 FRAME NO.; RC210-HM300007 TO HM303508
VF700C'87 ENGINE NO.; RC21E-2300020 TO 2303889
VF700C'87 FRAME NO.; RC210-HA305001 TO HA310415

VF700C'87 ENGINE NO.; RC21E-2300015 TO 2304999
VF700C'87 FRAME NO.; RC211-HM300006 TO HM300514
VF700C'87 ENGINE NO.; RC21E-2300020 TO 2303889
VF700C'87 FRAME NO.; RC211-HA305003 TO HA311015

SIDE COVER

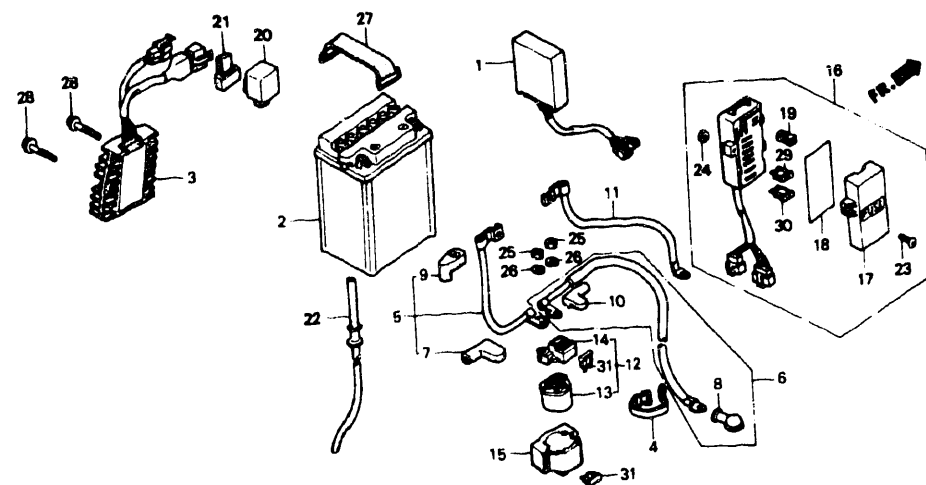


"CAUTION OR WARNING LABELS MUST BE ORDERED SEPARATELY WHEN APPLICABLE"

BMN08

VF700C'87			A R E A C O D E	Q T Y R E Q	PART NUMBER	HONDA CODE	
Ref. No.	BLOCK NO.	F-17					
	DESCRIPTION						
			FROM	TO			
1	GROMMET, AIR CLEANER CASE		-----	-----	6	83551-300-000	0204990
2	COVER, R. SIDE *PB161CU* (CANDY WAVE BLUE-U)		-----	-----	1	83600-MN0-000ZA	2536985
	COVER, R. SIDE *R107CU* (CANDY BOURGOGNE RED)		-----	-----	1	83600-MN0-000ZB	2536993
3	COVER, L. SIDE *PB161CU* (CANDY WAVE BLUE-U)		-----	-----	1	83700-MN0-000ZA	2537009
	COVER, L. SIDE *R107CU* (CANDY BOURGOGNE RED)		-----	-----	1	83700-MN0-000ZB	2537017
4	DIAGRAM, VACUUM HOSE ROUTING		-----	-----	1	87135-MN0-680	2528370
5	MARK, RADIATOR CAUTION		-----	-----	1	87508-415-670	0670471

BATTERY



BMN229A

VF700C'87		A R E A C O D E	F R A M E S E R I A L N U M B E R	Q T Y R E Q	P A R T N U M B E R	H O N D A C O D E
Ref. No.	BLOCK NO. F-18 DESCRIPTION					
FROM	TO					
1	SPARK UNIT (OKI)	-----	-----	1	30410-MN0-003	2525715
2	BATTERY, (12V12)	-----	-----	1	31500-MN2-672	2779858
	BATTERY, (12V12)	-----	-----	1	31500-413-722	2463727
	BATTERY, (12V12)	-----	-----	1	31500-413-942	2492197
	BATTERY, (12V12)	-----	-----	1	31500-460-677	1550623
	BATTERY, (12V12)	-----	-----	1	35100-MN2-673	2946721
3	RECTIFIER ASSY., REGULATE (SHINDENGEN)	-----	-----	1	31600-MN0-008	2525897
4	BAND B1, WIRE	-----	-----	1	32161-404-000	0468819
5	CABLE, STARTER BATTERY	-----	-----	1	32401-MN0-000	2525947
6	CABLE, STARTER MOTOR	-----	-----	1	32402-MN0-000	2525954
7	COVER, STARTER MAGNETIC SWITCH ..	-----	-----	1	32411-MN0-000	2525962
8	COVER, STARTING MOTOR TERMINAL ..	-----	-----	1	32411-230-000	0208652
	COVER, STARTING MOTOR TERMINAL ..	-----	-----	1	32411-253-000	0177360
9	COVER, BATTERY TERMINAL	-----	-----	1	32412-471-000	1184555
10	COVER B, STARTER MAGNETIC	-----	-----	1	32414-MK3-000	2525970

CONTENTS	
TITLE	PAGE GRID
AIR CLEANER	92 F7
AIR SUCTION VALVE	49 C12
ALTERNATOR	18 B9
BATTERY	89 F5
BRAKE CALIPER, FR.	71 E8
BRAKE PANEL, RR.	75 E10
CAM CHAIN	10 B5
CAMSHAFT	8 B4
CANISTER	122 G10
CARBURETOR (ASSY.)	44 C10
CARBURETOR	
(COMPONENTS)	47 C11
CLUTCH	14 B7
CLUTCH MASTER CYLINDER	64 E5
CRANKCASE COVER, R.	12 B6
CRANKSHAFT	30 C3
CROSS SHAFT	42 C9
CYLINDER BLOCK	26 C1
CYLINDER HEAD COVER	2 B1
CYLINDER HEAD, FR.	3 B1
CYLINDER HEAD, RR.	6 B3
EXHAUST MUFFLER	94 F8
FENDER, FR.	68 E7
FENDER, RR.	104 G1
FINAL DRIVEN GEAR	79 E12
FORK, FR.	69 E7
FR. BRAKE MASTER	
CYLINDER	62 E4
FRAME	116 G7
FUEL TANK	84 F3
GASKET KIT A	52 D2
GASKET KIT B	53 D2
GEARSHIFT DRUM	38 C7
HANDLEBAR	66 E6
HEADLIGHT	56 E1
OIL PAN	23 B11
PEDAL	96 F9
PULSE GENERATOR	16 B8
RADIATOR	112 G5
SEAT	87 F4
SHOCK ABSORBER	102 F12
SIDE COVER	88 F5
SPEEDOMETER	58 E2
STARTING MOTOR	22 B11
STEERING STEM	67 E6
STEP	98 F10
SWINGARM Y-	100 F11
SWITCH	60 E3
TACHOMETER	58 E2
TAILLIGHT	108 G3
TOOLS	120 G9
TRANSMISSION	36 C6
TURN SIGNAL	106 G2
WATER PIPE	40 C8
WATER PUMP	20 B10
WHEEL, FR.	73 E9
WHEEL, RR.	77 E11
WIRE HARNESS	110 G4

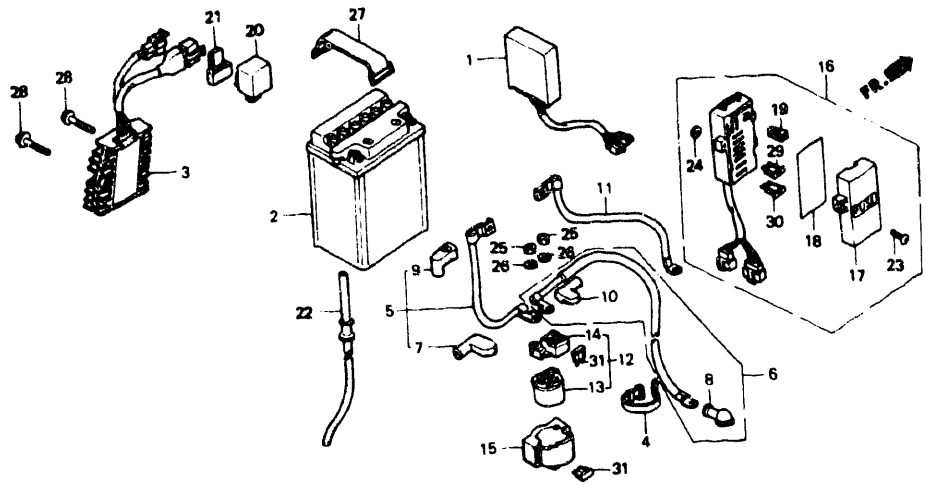
GRID

F5

VF700C'87 ENGINE NO. : RC21E-2300015 TO 2304999
VF700C'87 FRAME NO.; RC210-HM300007 TO HM303508
VF700C'87 ENGINE NO.; RC21E-2300020 TO 2303889
VF700C'87 FRAME NO.; RC210-HA305001 TO HA310415

VF700C'87 ENGINE NO.; RC21E-2300015 TO 2304999
VF700C'87 FRAME NO.; RC211-HM300006 TO HM300514
VF700C'87 ENGINE NO.; RC21E-2300020 TO 2303889
VF700C'87 FRAME NO.; RC211-HA305003 TO HA311015

BATTERY



BMN229A

VF700C'87		A R E A C O D E	FRAME SERIAL NUMBER		Q T Y R E Q	PART NUMBER	HONDA CODE
Ref. No.	BLOCK NO. DESCRIPTION		FROM	TO			
	11 CABLE, BATTERY		-----	-----	1	32601-MN0-000	2525988
	12 SWITCH ASSY., STARTER MAGNETIC ..		-----	-----	1	35850-MK3-671	2020477
	13 SWITCH COMP., STARTER MAGNETIC ..		-----	-----	1	35851-MF5-751	2028538
	14 HOLDER ASSY., FUSE		-----	-----	1	35855-MG7-751	2247831
	15 RUBBER, SHOCK		-----	-----	1	35856-MF5-751	2008944
	16 BOX ASSY., FUSE		-----	-----	1	38200-MN0-005	2536910
	17 COVER, FUSE		-----	-----	1	38202-MK3-015	2247880
	18 LABEL, FUSE		-----	-----	1	38215-MK3-671	2020717
	LABEL, FUSE		-----	-----	1	38215-MR1-670	2946093
	19 PULLER, FUSE (DAIICHI)		-----	-----	1	38235-SA5-004	1131143
	20 RELAY COMP., TURN SIGNAL (TATEISHI)		-----	-----	1	38301-MF8-771	1591429
	RELAY COMP., TURN SIGNAL (MITSUBA)		-----	-----	1	38301-MF8-773	1833284
	RELAY COMP., TURN SIGNAL (MITSUBA)		-----	-----	1	38301-MG9-681	1953405
	21 SUSPENSION, TURN SIGNAL RELAY ...		-----	-----	1	38306-KJ6-740	1514900

VF700C'87		A R E A C O D E	FRAME SERIAL NUMBER		Q T Y R E Q	PART NUMBER	HONDA CODE
Ref. No.	BLOCK NO. DESCRIPTION		FROM	TO			
	22 TUBE, BATTERY		-----	-----	1	50238-MN0-000	2527109
	23 SCREW, PAN, 4X10		-----	-----	1	93500-04010-0H	0262964
	24 NUT, HEX., 4MM		-----	-----	1	94001-04000-0S	0209684
	25 NUT, HEX., 6MM		-----	-----	2	94002-06080-0S	0712505
	26 WASHER, SPRING, 6MM		-----	-----	2	94111-06800	0258210
	27 BAND B2, BATTERY		-----	-----	1	95012-13001	1373356
	28 BOLT, FLANGE, 6X25		-----	-----	2	96001-06025-00	2105989
	29 FUSE, BLADE (10A)		-----	-----	7	98200-31000	1644228
	30 FUSE, BLADE (15A)		-----	-----	2	98200-31500	1644244
	31 FUSE, BLADE (30A)		-----	-----	2	98200-33000	1644251

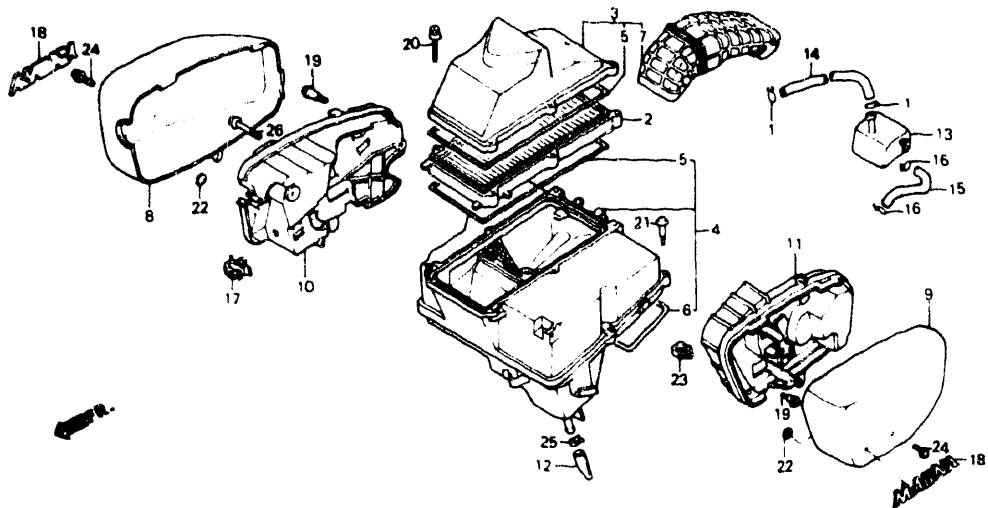
CONTENTS

TITLE	PAGE	GRID
AIR CLEANER	92	F7
AIR SUCTION VALVE	49	C12
ALTERNATOR	18	B9
BATTERY	89	F5
BRAKE CALIPER, FR.	71	E8
BRAKE PANEL, RR.	75	E10
CAM CHAIN	10	B5
CAMSHAFT	8	B4
CANISTER	122	G10
CARBURETOR (ASSY.)	44	C10
CARBURETOR (COMPONENTS)	47	C11
CLUTCH	14	B7
CLUTCH MASTER CYLINDER	64	E5
CRANKCASE COVER, R.	12	B6
CRANKSHAFT	30	C3
CROSS SHAFT	42	C9
CYLINDER BLOCK	26	C1
CYLINDER HEAD COVER	2	B1
CYLINDER HEAD, FR.	3	B1
CYLINDER HEAD, RR.	6	B3
EXHAUST MUFFLER	94	F8
FENDER, FR.	68	E7
FENDER, RR.	104	G1
FINAL DRIVEN GEAR	79	E12
FORK, FR.	69	E7
FR. BRAKE MASTER CYLINDER	62	E4
FRAME	116	G7
FUEL TANK	84	F3
GASKET KIT A	52	D2
GASKET KIT B	53	D2
GEARSHIFT DRUM	38	C7
HANDLEBAR	66	E6
HEADLIGHT	56	E1
OIL PAN	23	B11
PEDAL	96	F9
PULSE GENERATOR	16	B8
RADIATOR	112	G5
SEAT	87	F4
SHOCK ABSORBER	102	F12
SIDE COVER	88	F5
SPEEDOMETER	58	E2
STARTING MOTOR	22	B11
STEERING STEM	67	E6
STEP	98	F10
SWINGARM Y-	100	F11
SWITCH	60	E3
TACHOMETER	58	E2
TAILLIGHT	108	G3
TOOLS	120	G9
TRANSMISSION	36	C6
TURN SIGNAL	106	G2
WATER PIPE	40	C8
WATER PUMP	20	B10
WHEEL, FR.	73	E9
WHEEL, RR.	77	E11
WIRE HARNESS	110	G4

VF700C'87 ENGINE NO.; RC21E-2300015 TO 2304999
VF700C'87 FRAME NO.; RC210-HM300007 TO HM303508
VF700C'87 ENGINE NO.; RC21E-2300020 TO 2303889
VF700C'87 FRAME NO.; RC210-HA305001 TO HA310415

VF700C'87 ENGINE NO.; RC21E-2300015 TO 2304999
VF700C'87 FRAME NO.; RC211-HM300006 TO HM300514
VF700C'87 ENGINE NO.; RC21E-2300020 TO 2303889
VF700C'87 FRAME NO.; RC211-HA305003 TO HA311015

AIR CLEANER



BMN09

VF700C'87		AREA CODE	FRAME SERIAL NUMBER FROM TO	QTY REQ	PART NUMBER	HONDA CODE
Ref. No.	BLOCK NO. F-19 DESCRIPTION					
1	CLIP, BREATHER TUBE			2	15772-551-000	0501353
	CLIP, BREATHER TUBE			2	15772-551-680	0531087
2	ELEMENT, AIR CLEANER			1	17210-MN0-003	2524486
3	COVER COMP., AIR CLEANER			1	17215-MN0-000	2524494
4	CASE COMP., AIR CLEANER			1	17230-MN0-000	2524502
5	PACKING, AIR CLEANER SEAL			2	17231-MN0-300	2524510
6	PACKING, AIR CLEANER BASE			1	17232-MN0-300	2524528
7	DUCT, AIR CLEANER IN.			1	17251-MN0-300	2524544
8	COVER, R. AIR CLEANER SIDE			1	17255-MN0-000	2524551
9	COVER, L. AIR CLEANER SIDE			1	17256-MN0-000	2524569
10	BASE, R. AIR CLEANER SIDE COVER ..			1	17257-MN0-000	2524577
11	BASE, L. AIR CLEANER SIDE COVER ..			1	17258-MN0-000	2524585
12	TUBE, DRAIN			1	17359-KG4-000	2524601
13	TANK, STORAGE			1	17551-MN0-000	2524791
14	TUBE, BREATHER			1	17553-MK3-000	2018315
15	TUBE, RETURN			1	17555-MN0-000	2524809

VF700C'87

Ref. No.	BLOCK NO. F-19 DESCRIPTION	AREA CODE	FRAME SERIAL NUMBER		QTY REQ	PART NUMBER	HONDA CODE
			FROM	TO			
	16 CLIP, SUB TANK HOSE				2	17724-102-700	0290213
	17 CLIP, WIRE HARNESS				1	32161-393-003	0445494
	18 EMBLEM, AIR CLEANER SIDE COVER ...				2	87125-MN0-000	2528354
	19 SCREW, PAN, 5X17				4	90105-MG9-000	1531987
	20 BOLT-WASHER, 5X40				6	90131-MN0-000	2528628
	21 SCREW, PAN, 4X25				6	90141-MN0-000	2528636
	22 NUT, SPEED, 3MM				4	90313-567-000	0258863
	23 CLIP, WIRE HARNESS				1	90684-MN0-000	2528867
	24 SCREW-WASHER, 5X12				2	93891-05012-07	0860866
	25 CLIP, TUBE, 10.5MM				1	95002-41050-08	0622357
	26 BOLT, FLANGE, 6X28				1	95700-06028-00	0483933
	BOLT, FLANGE, 6X28				1	95701-06028-00	2105849

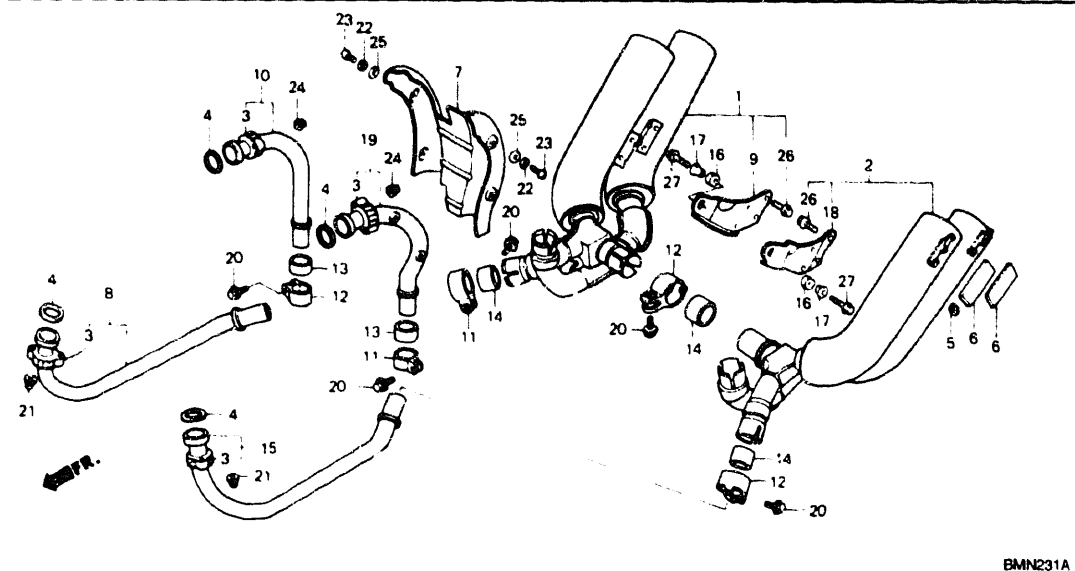
CONTENTS

TITLE	PAGE	GRID
AIR CLEANER	92	F7
AIR SUCTION VALVE	49	C12
ALTERNATOR	18	B9
BATTERY	89	F5
BRAKE CALIPER, FR.	71	E8
BRAKE PANEL, RR.	75	E10
CAM CHAIN	10	B5
CAMSHAFT	8	B4
CANISTER	122	G10
CARBURETOR (ASSY.)	44	C10
CARBURETOR		
(COMPONENTS)	47	C11
CLUTCH	14	B7
CLUTCH MASTER CYLINDER	64	E5
CRANKCASE COVER, R.	12	B6
CRANKSHAFT	30	C3
CROSS SHAFT	42	C9
CYLINDER BLOCK	26	C1
CYLINDER HEAD COVER	2	B1
CYLINDER HEAD, FR.	3	B1
CYLINDER HEAD, RR.	6	B3
EXHAUST MUFFLER	94	F8
FENDER, FR.	68	E7
FENDER, RR.	104	G1
FINAL DRIVEN GEAR	79	E12
FORK, FR.	69	E7
FR. BRAKE MASTER CYLINDER	62	E4
FRAME	116	G7
FUEL TANK	84	F3
GASKET KIT A	52	D2
GASKET KIT B	53	D2
GEARSHIFT DRUM	38	C7
HANDLEBAR	66	E6
HEADLIGHT	56	E1
OIL PAN	23	B11
PEDAL	96	F9
PULSE GENERATOR	16	B8
RADIATOR	112	G5
SEAT	87	F4
SHOCK ABSORBER	102	F12
SIDE COVER	88	F5
SPEEDOMETER	58	E2
STARTING MOTOR	22	B11
STEERING STEM	67	E6
STEP	98	F10
SWINGARM Y-	100	F11
SWITCH	60	E3
TACHOMETER	58	E2
TAILLIGHT	108	G3
TOOLS	120	G9
TRANSMISSION	36	C6
TURN SIGNAL	106	G2
WATER PIPE	40	C8
WATER PUMP	20	B10
WHEEL, FR.	73	E9
WHEEL, RR.	77	E11
WIRE HARNESS	110	G4

VF700C'87 ENGINE NO.; RC21E-2300015 TO 2304999
VF700C'87 FRAME NO.; RC210-HM300007 TO HM303508
VF700C'87 ENGINE NO.; RC21E-2300020 TO 2303889
VF700C'87 FRAME NO.; RC210-HA305001 TO HA310415

VF700C'87 ENGINE NO.; RC21E-2300015 TO 2304999
VF700C'87 FRAME NO.; RC211-HM300006 TO HM300514
VF700C'87 ENGINE NO.; RC21E-2300020 TO 2303889
VF700C'87 FRAME NO.; RC211-HA305003 TO HA311015

EXHAUST MUFFLER



VF700C'87						
Ref. No.	BLOCK NO. DESCRIPTION	F-20	AREA CODE	FRAME SERIAL NUMBER		HONDA CODE
				FROM	TO	
1	MUFFLER ASSY., R.		A	-----	HM303507	18100-MN0-003 2524841
	MUFFLER ASSY., R.		AC	-----		18100-MN0-003 2524841
			A	-----		18100-MN0-013 2658151
			AC	-----		18100-MN0-013 2658151
2	MUFFLER ASSY., L.		A	-----	HM303507	18200-MN0-003 2524858
	MUFFLER ASSY., L.		AC	-----		18200-MN0-003 2524858
			A	-----		18200-MN0-013 3173788
			AC	-----		18200-MN0-013 3173788
3	JOINT, EX. PIPE			-----		18231-MB0-000 1245174
4	GASKET, EX. PIPE			-----		18291-MN5-650 3246535
	GASKET A, EX. PIPE			-----		18291-216-000 0028241
5	GASKET, PROTECTOR, R.			-----		18293-GS9-000 2757417
	RUBBER, PROTECTOR			-----		18293-MN0-000 2524866
6	PROTECTOR, MUFFLER			-----		18315-MN0-000 2524874
7	PROTECTOR, RR. EX. PIPE			-----		18316-MN0-000 2524882
8	PIPE COMP., R. FR. EX.			-----		18320-MN0-003 2524890
9	BRACKET, R. MUFFLER			-----		18365-MN0-000 2524908

VF700C'87						
Ref. No.	BLOCK NO. DESCRIPTION	F-20	AREA CODE	FRAME SERIAL NUMBER		HONDA CODE
				FROM	TO	
10	PIPE COMP., R. RR. EX.			-----		18370-MN0-003 2524916
11	BAND, R. EX. PIPE			-----		18373-ML4-003 2524924
12	BAND, L. EX. PIPE			-----		18374-ML4-003 2524932
13	GASKET, MUFFLER			-----		18391-ML8-000 2152213
14	GASKET, MUFFLER			-----		18391-ML8-000 2152213
	GASKET, MUFFLER			-----		18391-110-000 0417147
15	PIPE COMP., L. FR. EX.			-----		18420-MN0-003 2524940
16	RUBBER, MUFFLER MOUNTING			-----		18421-MK3-000 2018612
17	COLLAR, MUFFLER MOUNTING			-----		18422-MK3-000 2018620
18	BRACKET, L. MUFFLER			-----		18465-MN0-000 2524957
19	PIPE COMP., L. RR. EX.			-----		18470-MN0-003 2524965
20	BOLT, FLANGE, 8X35			-----		90161-ML7-000 2528677
21	NUT, CAP, 6MM			-----		90304-438-000 0765693
22	WASHER, SPRING, 6MM			-----		90401-MB2-000 2072890
23	SCREW, PAN, 6X8			-----		93500-06008-0B 1718790
24	NUT, FLANGE, 6MM			-----		94050-06000 0471623
25	WASHER, PLAIN, 6MM			-----		94101-06200 0059089
26	BOLT, FLANGE, 8X14			-----		95801-08014-08 2529139
27	BOLT, FLANGE, 8X45			-----		95801-08045-08 2529147

CONTENTS

TITLE	PAGE	GRID
AIR CLEANER	82	F7
AIR SUCTION VALVE	49	C12
ALTERNATOR	18	B9
BATTERY	89	F5
BRAKE CALIPER, FR.	71	E8
BRAKE PANEL, RR.	75	E10
CAM CHAIN	10	B5
CAMSHAFT	8	B4
CANISTER	122	G10
CARBURETOR (ASSY.)	44	C10
CARBURETOR (COMPONENTS)	47	C11
CLUTCH	14	B7
CLUTCH MASTER CYLINDER	64	E5
CRANKCASE COVER, R.	12	B6
CRANKSHAFT	30	C3
CROSS SHAFT	42	C9
CYLINDER BLOCK	26	C1
CYLINDER HEAD COVER	2	B1
CYLINDER HEAD, FR.	3	B1
CYLINDER HEAD, RR.	6	B3
EXHAUST MUFFLER	94	F8
FENDER, FR.	68	E7
FENDER, RR.	104	G1
FINAL DRIVEN GEAR	79	E12
FORK, FR.	69	E7
FR. BRAKE MASTER		
CYLINDER	62	E4
FRAME	116	G7
FUEL TANK	84	F3
GASKET KIT A	52	D2
GASKET KIT B	53	D2
GEARSHIFT DRUM	38	C7
HANDLEBAR	66	E6
HEADLIGHT	56	E1
OIL PAN	23	B11
PEDAL	96	F9
PULSE GENERATOR	16	B8
RADIATOR	112	G5
SEAT	87	F4
SHOCK ABSORBER	102	F12
SIDE COVER	88	F5
SPEEDOMETER	58	E2
STARTING MOTOR	22	B11
STEERING STEM	67	E6
STEP	98	F10
SWINGARM Y-	100	F11
SWITCH	60	E3
TACHOMETER	58	E2
TAILLIGHT	108	G3
TOOLS	120	G9
TRANSMISSION	36	C6
TURN SIGNAL	106	G2
WATER PIPE	40	C8
WATER PUMP	20	B10
WHEEL, FR.	73	E9
WHEEL, RR.	77	E11
WIRE HARNESS	110	G4

VF700C'87 ENGINE NO.; RC21E-2300015 TO 2304999

VF700C'87 FRAME NO.; RC210-HM300007 TO HM303508

VF700C'87 ENGINE NO.; RC21E-2300020 TO 2303889

VF700C'87 FRAME NO.; RC210-HA305001 TO HA310415

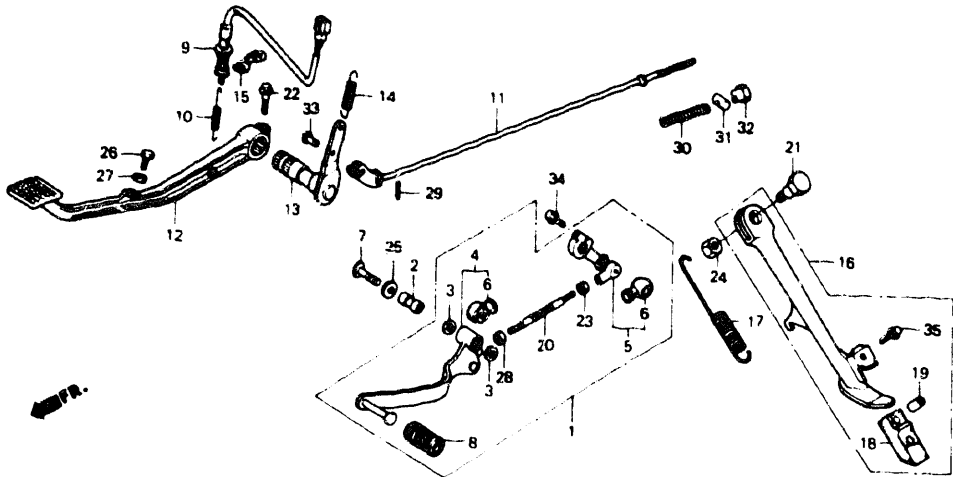
VF700C'87 ENGINE NO.; RC21E-2300015 TO 2304999

VF700C'87 FRAME NO.; RC211-HM300006 TO HM300514

VF700C'87 ENGINE NO.; RC21E-2300020 TO 2303889

VF700C'87 FRAME NO.; RC211-HA305003 TO HA311015

PEDAL



BMN232A

VF700C'87		A R E A C O D E	Q T Y R E Q	F R A M E S E R I A L N U M B E R	P A R T N U M B E R	H O N D A C O D E
Ref. No.	BLOCK NO. F-21 DESCRIPTION					
1	PEDAL ASSY., CHANGE	----	----	1	24700-MN0-000	2525657
2	COLLAR, GEAR CHANGE PEDAL PIVOT ..	----	----	1	24705-MK3-000	2012854
3	RUBBER, DUST SEAL	----	----	2	24706-MK3-770	2247724
4	PEDAL COMP., CHANGE	----	----	1	24720-MN0-000	2525665
5	ARM COMP., CHANGE	----	----	1	24721-MN0-000	2525673
6	COVER, DUST	----	----	2	24724-422-000	0694869
7	BOLT, CHANGE PEDAL PIVOT	----	----	1	24725-MK3-000	2012870
8	RUBBER, CHANGE PEDAL	----	----	1	24781-KR3-770	2252625
9	SWITCH ASSY., RR. STOP	----	----	1	35350-MK3-000	2020451
	SWITCH ASSY., RR. STOP	----	----	1	35350-MK3-010	3047420
	SWITCH ASSY., RR. STOP	----	----	1	35350-MK3-405	3936804
10	SPRING, STOP SWITCH	----	----	1	35357-425-610	0820746
11	ROD, RR. BRAKE	----	----	1	43451-MN0-000	2526739
12	PEDAL COMP., RR. BRAKE	----	----	1	46500-MN0-000	2526911
13	ARM COMP., MIDDLE	----	----	1	46513-MK3-000	2021418
14	SPRING, BRAKE PEDAL	----	----	1	46514-KJ1-700	2526960

VF700C'87		A R E A C O D E	Q T Y R E Q	FRAME SERIAL NUMBER		PART NUMBER	HONDA CODE
Ref. No.	BLOCK NO. F-21 DESCRIPTION			FROM	TO		
15	STAY, STOP SWITCH	-----	-----	1	50302-MK3-000	2021608	
16	BAR ASSY., SIDE STAND	-----	-----	1	50540-MN0-000	2527216	
17	SPRING, SIDE STAND	-----	-----	1	50541-ML7-000	2406585	
18	RUBBER, STAND	-----	-----	1	50548-356-700	0382648	
19	COLLAR, STAND RUBBER SETTING	-----	-----	1	50549-356-700	0382655	
20	BOLT, TIE ROD	-----	-----	1	90065-MN0-000	2528479	
21	SCREW, SIDE STAND	-----	-----	1	90108-MG9-680	1954262	
22	BOLT, SPECIAL FLANGE, 8X30	-----	-----	1	90179-422-000	0694828	
23	NUT, GOVERNOR ARM FIXING	-----	-----	1	90201-700-000	0401398	
24	NUT, SIDE STAND	-----	-----	1	90203-MJ4-000	1806918	
25	WASHER, 8MM	-----	-----	1	90514-921-000	0285189	
26	BOLT, HEX., 6X20	-----	-----	1	92101-06020-0A	2528925	
27	NUT, HEX., 6MM	-----	-----	1	94002-06000-0S	0181032	
28	NUT, HEX., 6MM	-----	-----	1	94002-06020-0S	1237387	
29	PIN, COTTER 1.6X12	-----	-----	1	94201-16120	0251736	
30	SPRING A, BRAKE ROD	-----	-----	1	95014-73100	0271056	
31	JOINT B, BRAKE ARM	-----	-----	1	95015-32001	0400945	
32	NUT B, BRAKE ROD ADJUSTING	-----	-----	1	95015-42000	0257766	
33	PIN B, BRAKE ROD JOINT	-----	-----	1	95015-52000	0257774	
34	BOLT, FLANGE, 6X22	-----	-----	1	95700-06022-00	0483925	
	BOLT, FLANGE, 6X22	-----	-----	1	95701-06022-00	2105823	
35	BOLT, FLANGE, 6X25	-----	-----	1	96001-06025-02	2154680	

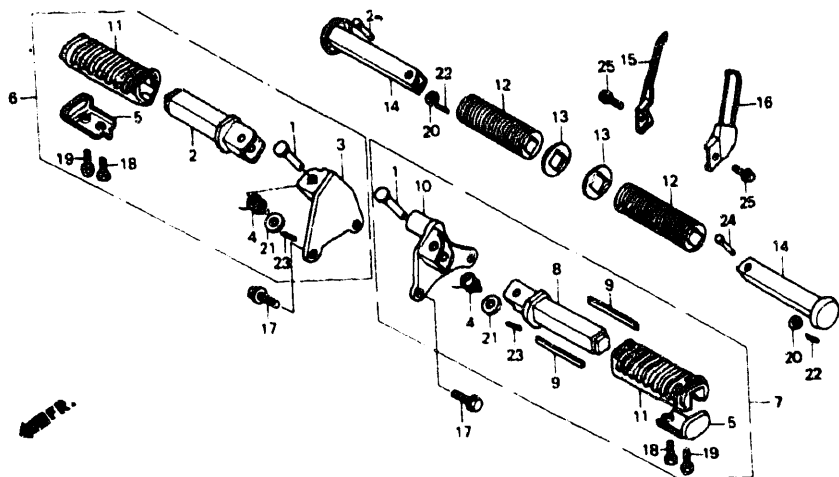
CONTENTS

TITLE	PAGE	GRID
AIR CLEANER	92	F7
AIR SUCTION VALVE	49	C12
ALTERNATOR	18	B9
BATTERY	89	F5
BRAKE CALIPER, FR.	71	E8
BRAKE PANEL, RR.	75	E10
CAM CHAIN	10	B5
CAMSHAFT	8	B4
CANISTER	122	G10
CARBURETOR (ASSY.)	44	C10
CARBURETOR (COMPONENTS)	47	C11
CLUTCH	14	B7
CLUTCH MASTER CYLINDER	64	E5
CRANKCASE COVER, F.	12	B6
CRANKSHAFT	30	C3
CROSS SHAFT	42	C9
CYLINDER BLOCK	26	C1
CYLINDER HEAD COVER	2	B1
CYLINDER HEAD, FR.	3	B1
CYLINDER HEAD, RR.	6	B3
EXHAUST MUFFLER	94	F8
FENDER, FR.	68	E7
FENDER, RR.	104	G1
FINAL DRIVEN GEAR	79	E12
FORK, FR.	69	E7
FR. BRAKE MASTER CYLINDER	62	E4
FRAME	116	G7
FUEL TANK	84	F3
GASKET KIT A	52	D2
GASKET KIT B	53	D2
GEARSHIFT DRUM	38	C7
HANDLEBAR	66	E6
HEADLIGHT	56	E1
OIL PAN	23	B11
PEDAL	96	F9
PULSE GENERATOR	16	B8
RADIATOR	112	G5
SEAT	87	F4
SHOCK ABSORBER	102	F12
SIDE COVER	88	F5
SPEEDOMETER	58	E2
STARTING MOTOR	22	B11
STEERING STEM	67	E6
STEP	98	F10
SWINGARM Y-	100	F11
SWITCH	60	E3
TACHOMETER	58	E2
TAILLIGHT	108	G3
TOOLS	120	G9
TRANSMISSION	36	C6
TURN SIGNAL	106	G2
WATER PIPE	40	C8
WATER PUMP	20	B10
WHEEL, FR.	73	E8
WHEEL, RR.	77	E11
WIRE HARNESS	110	G4

VF700C'87 ENGINE NO.; RC21E-2300015 TO 2304999
VF700C'87 FRAME NO.; RC210-HM300007 TO HM303508
VF700C'87 ENGINE NO.; RC21E-2300020 TO 2303889
VF700C'87 FRAME NO.; RC210-HA305001 TO HA310415

VF700C'87 ENGINE NO.; RC21E-2300015 TO 2304999
VF700C'87 FRAME NO.; RC211-HM300006 TO HM300514
VF700C'87 ENGINE NO.; RC21E-2300020 TO 2303889
VF700C'87 FRAME NO.; RC211-HA305003 TO HA311015

STEP



BMN233

VF700C'87

AREA
CODEFRAME
SERIAL NUMBER
FROM TOQTY
REQ

PART NUMBER

HONDA
CODE

Ref. No.	BLOCK NO. F-22 DESCRIPTION	AREA CODE	FRAME SERIAL NUMBER FROM TO	QTY REQ	PART NUMBER	HONDA CODE
1	PIN, STEP BAR JOINT		-----	2	50603-033-000	0019349
2	BAR COMP., R. STEP		-----	1	50612-MN0-000	2527224
3	BRACKET, R. STEP		-----	1	50615-MN0-000	2527232
4	SPRING, STEP RETURN		-----	2	50617-MB1-700	1291822
5	STOPPER, STEP RUBBER		-----	2	50619-MN0-000	2527240
6	STEP ASSY., R. MAIN		-----	1	50630-MN0-000	2527265
7	STEP ASSY., L. MAIN		-----	1	50640-MN0-000	2527273
8	BAR COMP., L. STEP		-----	1	50642-MN0-000	2527281
9	WEIGHT, L. STEP		-----	2	50643-MN0-000	2527299
10	BRACKET, L. STEP		-----	1	50645-MN0-000	2527307
11	RUBBER, MAIN STEP		-----	2	50661-MN0-000	2527315
12	RUBBER, PILLION STEP		-----	2	50710-377-000	0382291
	RUBBER, PILLION FOOTPEG		-----	2	50716-371-660	0470880
13	WASHER, PILLION STEP		-----	2	50712-413-000	0669846
14	BAR COMP., PILLION STEP		-----	2	50715-MN0-000	2527323
15	GUARD, R. PILLION STEP		-----	1	50716-MN0-000	2527331

VF700C'87

AREA
CODEFRAME
SERIAL NUMBER
FROM TOQTY
REQ

PART NUMBER

HONDA
CODE

Ref. No.	BLOCK NO. F-22 DESCRIPTION	AREA CODE	FRAME SERIAL NUMBER FROM TO	QTY REQ	PART NUMBER	HONDA CODE
16	GUARD, L. PILLION STEP		-----	1	50717-MN0-000	2527349
17	BOLT, FLANGE, 8X16		-----	4	90107-MN0-000	2528552
18	BOLT, HEX., 6X12		-----	2	92000-06012	0054197
	BOLT, HEX., 6X12		-----	2	92000-06012-0A	0156448
	BOLT, HEX., 6X12		-----	2	92100-06012	0199588
	BOLT, HEX., 6X12		-----	2	92101-06012	2738821
	BOLT, HEX., 6X12		-----	2	92101-06012-0A	3591500
19	BOLT, HEX. CAP, 6X12		-----	2	92500-06012-0A	2049807
	BOLT, CAP, 6X12		-----	2	92501-06012-0A	4218681
20	WASHER, PLAIN, 6MM		-----	2	94101-06000	0059071
	WASHER, PLAIN, 6MM		-----	2	94101-06080	3136074
	WASHER, PLAIN, 6MM		-----	2	94101-06800	0345900
21	WASHER, PLAIN, 8MM		-----	2	94101-08000	0059097
22	PIN, SPLIT, 1.6X10		-----	2	94201-16100	0262089
23	PIN, COTTER 1.6X15		-----	2	94201-16150	0058313
	PIN, COTTER 1.6X25		-----	2	94201-16250	0058339
24	PIN A, PILLION STEP		-----	2	95015-81000	0331561
25	BOLT, FLANGE, 8X14		-----	2	95701-08014-00	2529105

CONTENTS

TITLE	PAGE	GRID
AIR CLEANER	92	F7
AIR SUCTION VALVE	49	C12
ALTERNATOR	18	B9
BATTERY	89	F5
BRAKE CALIPER, FR.	71	E8
BRAKE PANEL, RR.	75	E10
CAM CHAIN	10	B5
CAMSHAFT	8	B4
CANISTER	122	G10
CARBURETOR (ASSY.)	44	C10
CARBURETOR (COMPONENTS)	47	C11
CLUTCH	14	B7
CLUTCH MASTER CYLINDER	64	E5
CRANKCASE COVER, R.	12	B6
CRANKSHAFT	30	C3
CROSS SHAFT	42	C9
CYLINDER BLOCK	26	C1
CYLINDER HEAD COVER	2	B1
CYLINDER HEAD, FR.	3	B1
CYLINDER HEAD, RR.	6	B3
EXHAUST MUFFLER	94	F8
FENDER, FR.	63	E7
FENDER, RR.	104	G1
FINAL DRIVEN GEAR	79	E12
FORK, FR.	69	E7
FR. BRAKE MASTER CYLINDER	62	E4
FRAME	116	G7
FUEL TANK	84	F3
GASKET KIT A	52	D2
GASKET KIT B	53	D2
GEARSHIFT DRUM	38	C7
HANDLEBAR	66	E6
HEADLIGHT	56	E1
OIL PAN	23	B11
PEDAL	96	F9
PULSE GENERATOR	16	B8
RADIATOR	112	G5
SEAT	87	F4
SHOCK ABSORBER	102	F12
SIDE COVER	88	F5
SPEEDOMETER	58	E2
STARTING MOTOR	22	B11
STEERING STEM	67	E6
STEP	98	F10
SWINGARM Y-	100	F11
SWITCH	60	E3
TACHOMETER	58	E2
TAILLIGHT	108	G3
TOOLS	120	G8
TRANSMISSION	36	C6
TURN SIGNAL	106	G2
WATER PIPE	40	C8
WATER PUMP	20	B10
WHEEL, FR.	73	E9
WHEEL, RR.	77	E11
WIRE HARNESS	110	G4

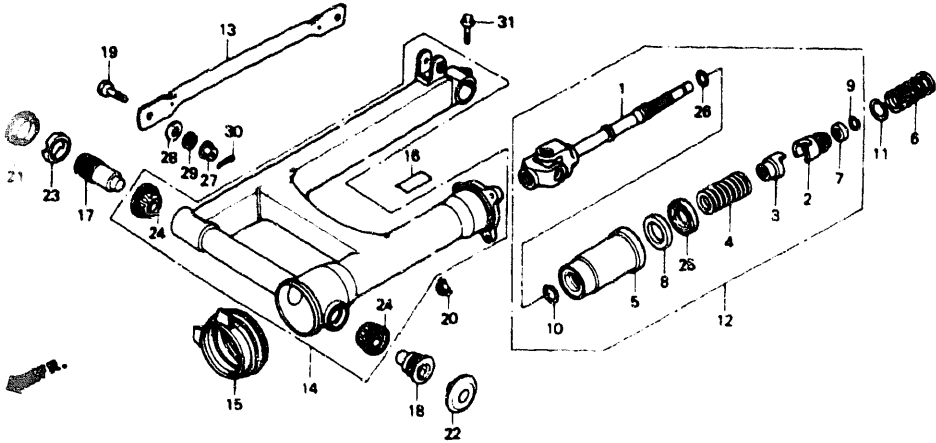
GRID

F10

VF700C'87 ENGINE NO.; RC21E-2300015 TO 2304999
VF700C'87 FRAME NO.; RC210-HM300007 TO HM303508
VF700C'87 ENGINE NO.; RC21E-2300020 TO 2303889
VF700C'87 FRAME NO.; RC210-HA305001 TO HA310415

VF700C'87 ENGINE NO.; RC21E-2300015 TO 2304999
VF700C'87 FRAME NO.; RC211-HM300006 TO HM300514
VF700C'87 ENGINE NO.; RC21E-2300020 TO 2303889
VF700C'87 FRAME NO.; RC211-HA305003 TO HA311015

SWINGARM



BMN010

VF700C'87		A R E A C O D E	Q T Y R E Q	F R A M E S E R I A L N U M B E R		P A R T N U M B E R	H O N D A C O D E
Ref. No.	BLOCK NO. DESCRIPTION			FROM	TO		
1	JOINT COMP., YOKE		1			40200-MN0-003	2526432
2	CAM, DAMPER		1			40211-MB0-000	1247378
3	LIFTER, DAMPER		1			40212-MB0-000	1247386
4	SPRING, DAMPER CAM		1			40213-MB0-010	1316686
5	COVER, DAMPER		1			40214-MK3-000	2020733
6	SPRING, PROPELLER SHAFT		1			40215-MB0-003	1247410
7	STOPPER, SPRING		1			40216-MB0-000	1247428
8	GUIDE, OIL SEAL		1			40217-MB0-010	1316702
9	RING, SPRING STOPPER		1			40218-MB0-000	1247444
10	RING, DAMPER COVER		1			40219-MB0-000	1316710
11	RING, STOPPER		1			40221-MB0-000	1247451
12	SHAFT ASSY., PROPELLER		1			40250-MN0-000	2526440
	SHAFT ASSY., PROPELLER		1			40250-MN0-010	2780732
13	ARM, RR. BRAKE STOPPER		1			43431-MN0-000	2526721
14	SWINGARM ASSY., RR.		1			52100-MN0-000	2527497
15	BOOT, JOINT		1			52105-MN0-000	2527505

VF700C'87		A R E A C O D E	Q T Y R E Q	F R A M E S E R I A L N U M B E R		P A R T N U M B E R	H O N D A C O D E
Ref. No.	BLOCK NO. DESCRIPTION			FROM	TO		
16	MARK, TIRE CAUTION		1			87505-MN0-300	2528388
17	BOLT, R. SWINGARM PIVOT		1			90121-HA6-00C	2097111
18	BOLT, L. RR. SWINGARM PIVOT		1			90122-MN0-000	2528594
19	BOLT, RR. BRAKE STOPPER ARM		1			90133-286-000	0155044
20	NUT, HEX., 10MM		3			90308-ME5-000	1372861
21	CAP, R. LOCK NUT		1			90312-MB0-000	1251297
22	CAP, L. LOCK NUT		1			90313-MB0-000	1251305
23	NUT, RR. SWINGARM PIVOT		1			90355-469-000	0875401
24	BEARING, TAPER ROLLER, 17X40X23.5 (KOYO)		2			91066-HA7-671	2427250
	BEARING, TAPER ROLLER, 17X40X23.5 (NSK)		2			91066-HA7-672	2427268
25	OIL SEAL, 47X56X7	A	1			91271-MB0-013	2648038
	OIL SEAL, 47X56X7	AC	1			91271-MB0-013	2648038
	OIL SEAL, 47X56X7	A	1			91271-MK3-003	2023844
	OIL SEAL, 47X56X7	AC	1			91271-MK3-003	2023844
26	O-RING, 19X1.9		1			91361-MB0-000	1442334
27	NUT, HEX., 8MM		1			94001-08000-0S	0167338
28	WASHER, PLAIN, 8MM		1			94101-08000	0059097
29	WASHER, SPRING, 8MM		1			94111-10000	0059006
30	PIN, SPLIT, 2.0X18		1			94201-20180	0219279
	PIN, SPLIT, 2.0X20		1			94201-20200	0058354
	PIN, COTTER, 2.0X22		1			94201-20220	0058362
	PIN, SPLIT, 2.0X25		1			94201-20250	0058370
	PIN, COTTER, 2.0X32		1			94201-20320	0145607
	PIN, SPLIT, 2.0X35		1			94201-20350	0058388
	PIN, COTTER, 2.0X22		1			94201-29220	1484047
31	BOLT, FLANGE, 8X32		1			95700-08032-00	0637173
	BOLT, FLANGE, 8X32		1			95701-08032-00	2751725

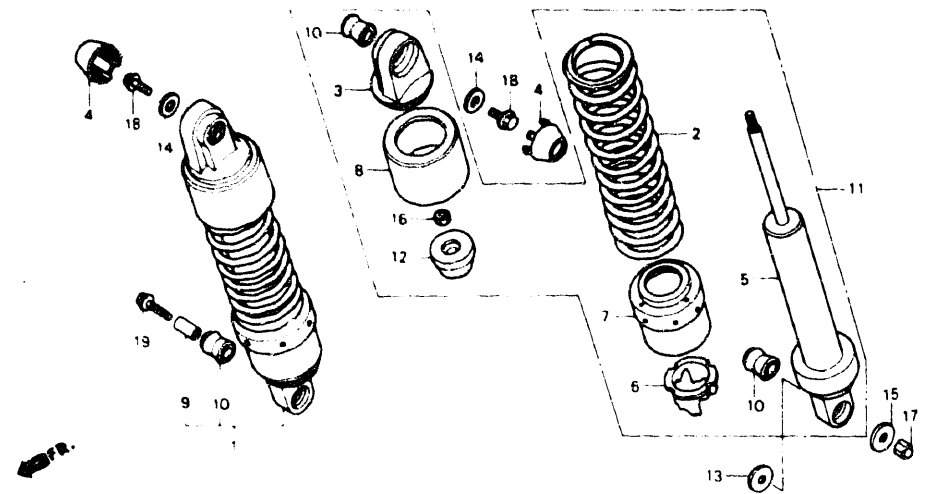
CONTENTS

TITLE	PAGE	GRID
AIR CLEANER	92	F7
AIR SUCTION VALVE	49	C12
ALTERNATOR	18	B9
BATTERY	89	F5
BRAKE CALIPER, FR.	71	E8
BRAKE PANEL RR.	75	E10
CAM CHAIN	10	B5
CAMSHAFT	8	B4
CANISTER	122	G10
CARBURETOR (ASSY.)	44	C10
CARBURETOR (COMPONENTS)	47	C11
CLUTCH	14	B7
CLUTCH MASTER CYLINDER	64	E5
CRANKCASE COVER R.	12	B6
CRANKSHAFT	30	C3
CROSS SHAFT	42	C9
CYLINDER BLOCK	26	C1
CYLINDER HEAD COVER	2	B1
CYLINDER HEAD, FR.	3	B1
CYLINDER HEAD, RR.	6	B3
EXHAUST MUFFLER	94	F8
FENDER, FR.	68	E7
FENDER, RR.	104	G1
FINAL DRIVEN GEAR	79	E12
FORK, FR.	69	E7
FR. BRAKE MASTER CYLINDER	62	E4
FRAME	116	G7
FUEL TANK	84	F3
GASKET KIT A	52	D2
GASKET KIT B	53	D2
GEARSHIFT DRUM	38	C7
HANDLEBAR	66	E6
HEADLIGHT	56	E1
OIL PAN	23	B11
PEDAL	96	F9
PULSE GENERATOR	16	B8
RADIATOR	112	G5
SEAT	87	F4
SHOCK ABSORBER	102	F12
SIDE COVER	88	F5
SPEEDOMETER	58	E2
STARTING MOTOR	22	B11
STEERING STEM	67	E6
STEP	98	F10
SWINGARM Y-	100	F11
SWITCH	60	E3
TACHOMETER	58	E2
TAILLIGHT	108	G3
TOOLS	120	G8
TRANSMISSION	36	C6
TURN SIGNAL	106	G2
WATER PIPE	40	C8
WATER PUMP	20	B10
WHEEL, FR.	73	E9
WHEEL, RR.	77	E11
WIRE HARNESS	110	G4

VF700C'87 ENGINE NO.; RC21E-2300015 TO 2304999
VF700C'87 FRAME NO.; RC210-HM300007 TO HM303508
VF700C'87 ENGINE NO.; RC21E-2300020 TO 2303889
VF700C'87 FRAME NO.; RC210-HA305001 TO HA310415

VF700C'87 ENGINE NO.; RC21E-2300015 TO 2304999
VF700C'87 FRAME NO.; RC211-HM300006 TO HM300514
VF700C'87 ENGINE NO.; RC21E-2300020 TO 2303889
VF700C'87 FRAME NO.; RC211-HA305003 TO HA311015

SHOCK ABSORBER



BMN235A

VF700C'87		AREA CODE	FRAME SERIAL NUMBER	QTY REQ	PART NUMBER	HONDA CODE
Ref No	BLOCK NO. F-24 DESCRIPTION					
		FROM	TO			
1	SHOCK ABSORBER ASSY., R. RR. (SHOWA)	-----	-----	1	52400-MN0-003	2527521
2	SPRING, RR. SHOCK (16.7/22.5N/MM SHOWA)	-----	-----	2	52401-MN0-003	2527539
3	JOINT, UPPER (SHOWA)	-----	-----	2	52403-MN0-003	2527547
4	CAP, RR. SHOCK UPPER JOINT	-----	-----	2	52405-MK3-000	2022283
5	DAMPER COMP., RR. (SHOWA)	-----	-----	2	52410-MN0-003	2527554
6	ADJUSTER, SPRING	-----	-----	2	52422-ME9-003	1457563
7	SEAT, SPRING	-----	-----	2	52458-ME9-003	1455252
8	CASE, RR. SHOCK ABSORBER UPPER (SHOWA)	-----	-----	2	52460-MN0-003	2527562
9	COLLAR, RR. SHOCK ABSORBER	-----	-----	1	52486-463-000	0884411
10	BUSH, UPPER RUBBER (SHOWA)	-----	-----	4	52489-461-771	1095751
11	SHOCK ABSORBER ASSY., L. RR.	-----	-----	1	52500-MN0-003	2527570
12	RUBBER, STOPPER	-----	-----	2	52517-MK3-003	2022374
13	WASHER, PLAIN, 16MM	-----	-----	1	90439-463-000	0912840
14	WASHER, 8.5X26	-----	-----	2	90504-MA6-000	1771195

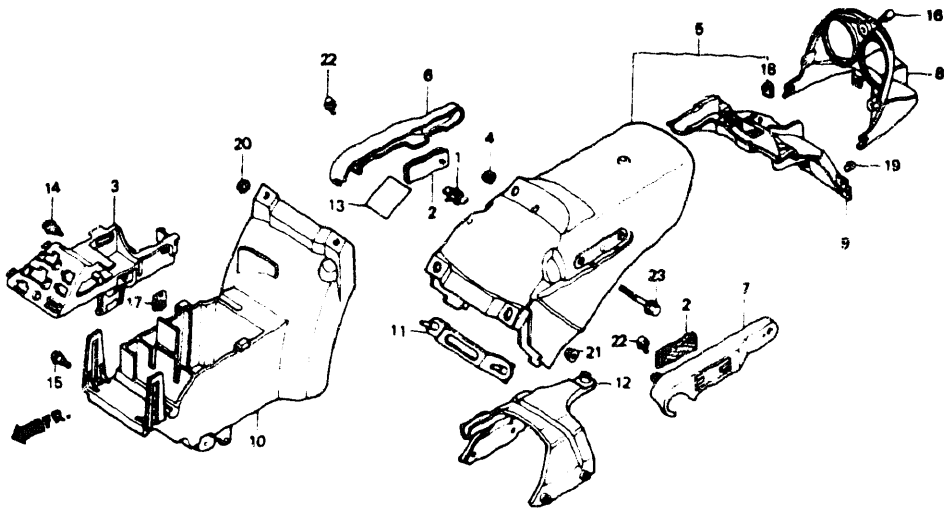
VF700C'87		AREA CODE	FRAME SERIAL NUMBER	QTY REQ	PART NUMBER	HONDA CODE
Ref. No.	BLOCK NO. F-24 DESCRIPTION					
		FROM	TO			
15	WASHER, 10.3MM	-----	-----	1	90521-292-000	0144873
16	NUT, HEX., 12MM	-----	-----	2	94002-12000-0S	0187500
17	NUT, CAP, 10MM	-----	-----	1	94021-10020-0S	0172155
18	BOLT, FLANGE, 8X16	-----	-----	2	95701-08016-00	2298396
19	BOLT, FLANGE, 10X35	-----	-----	1	95800-10035-02	2270080

CONTENTS

TITLE	PAGE	GRID
AIR CLEANER	92	F7
AIR SUCTION VALVE	49	C12
ALTERNATOR	18	B9
BATTERY	89	F5
BRAKE CALIPER, FR.	71	E8
BRAKE PANEL, RR.	75	E10
CAM CHAIN	10	B5
CAMSHAFT	8	B4
CANISTER	122	G10
CARBURETOR (ASSY.)	44	C10
CARBURETOR (COMPONENTS)	47	C11
CLUTCH	14	B7
CLUTCH MASTER CYLINDER	64	E5
CRANKCASE COVER, R.	12	B6
CRANKSHAFT	30	C3
CROSS SHAFT	42	C9
CYLINDER BLOCK	26	C1
CYLINDER HEAD COVER	2	B1
CYLINDER HEAD, FR.	3	B1
CYLINDER HEAD, RR.	6	B3
EXHAUST MUFFLER	94	F8
FENDER, FR.	68	E7
FENDER, RR.	104	G1
FINAL DRIVEN GEAR	79	E12
FORK, FR.	69	E7
FR. BRAKE MASTER CYLINDER	62	E4
FRAME	116	G7
FUEL TANK	84	F3
GASKET KIT A	52	D2
GASKET KIT B	53	D2
GEARSHIFT DRUM	38	C7
HANDLEBAR	66	E6
HEADLIGHT	56	E1
OIL PAN	23	B11
PEDAL	96	F9
PULSE GENERATOR	16	B8
RADIATOR	112	G5
SEAT	87	F4
SHOCK ABSORBER	102	F12
SIDE COVER	88	F5
SPEEDOMETER	58	E2
STARTING MOTOR	22	B11
STEERING STEM	67	E6
STEP	98	F10
SWINGARM Y-	100	F11
SWITCH	60	E3
TACHOMETER	58	E2
TAILLIGHT	108	G3
TOOLS	120	G9
TRANSMISSION	36	C6
TURN SIGNAL	106	G2
WATER PIPE	40	C8
WATER PUMP	20	B10
WHEEL, FR.	73	E9
WHEEL, RR.	77	E11
WIRE HARNESS	110	G4

VF700C'87 ENGINE NO.; RC21E-2300015 TO 2304999
VF700C'87 FRAME NO.; RC210-HM300007 TO HM303508
VF700C'87 ENGINE NO.; RC21E-2300020 TO 2303889
VF700C'87 FRAME NO.; RC210-HA305001 TO HA310415
VF700C'87 ENGINE NO.; RC21E-2300015 TO 2304999
VF700C'87 FRAME NO.; RC211-HM300006 TO HM300514
VF700C'87 ENGINE NO.; RC21E-2300020 TO 2303889
VF700C'87 FRAME NO.; RC211-HA305003 TO HA311015

REAR FENDER



"CAUTION OR WARNING LABELS MUST BE ORDERED SEPARATELY WHEN APPLICABLE"

BMN011

VF700C'87		A R E A	C O D E	FRAME SERIAL NUMBER		Q T Y R E Q	PART NUMBER	HONDA CODE
Ref. No.	BLOCK NO. F-25 DESCRIPTION			FROM	TO			
1	CLIP B, HARNESS					1	32172-GJ1-003	2150431
2	REFLECTOR, REFLEX					2	33742-MN0-003	2526184
3	PLATE, ELECTRIC					1	50326-MN0-000	2527141
4	GROMMET B, METER CASE					1	66219-634-000	0556076
5	COWL COMP., RR. *PB161CU* (CANDY WAVE BLUE-U)					1	77200-MN0-000ZA	2528123
	COWL COMP., RR. *R107CU* (CANDY BOURGOGNE RED)					1	77200-MN0-000ZB	2528131
6	RAIL, R. GRAB					1	77330-MN0-000	2528172
7	RAIL, L. GRAB					1	77340-MN0-000	2528180
8	FENDER A, RR.					1	80100-MN0-000	2528198
9	FENDER, INNER					1	80101-MN0-000	2528206
10	FENDER B, RR.					1	80105-MN0-000	2528222
11	STAY, RR. COWL SET					1	80106-MN0-000	2528230
12	PLATE, INNER CROSS					1	80110-MN0-000	2528248
13	MARK, BATTERY CAUTION					1	87506-MN0-300	2528396

VF700C'87		A R E A C O D E	FRAME SERIAL NUMBER		Q T Y R E Q	PART NUMBER	HONDA CODE
Ref. No.	BLOCK NO. F-25 DESCRIPTION		FROM	TO			
14	BOLT, RR. FENDER				1	90003-GC3-000	2528453
15	BOLT, FLANGE, 6MM				1	90111-187-000	1032069
16	BOLT, SOCKET, 5X15				3	90151-MN0-000	2528644
17	NUT, SPRING, 5MM				1	90320-HB9-000	2303063
18	NUT, SPRING, 5MM				1	90320-MN0-000	2528719
19	PLUG, CONE TYPE				2	90899-422-610	2073021
20	NUT, FLANGE, 6MM				2	94050-06080	0612689
21	NUT, FLANGE, 8MM				2	94050-08080	0468447
22	BOLT, FLANGE, 6X10				2	95701-06010-08	2204709
23	BOLT, FLANGE, 8X40				2	95701-08040-08	2374775

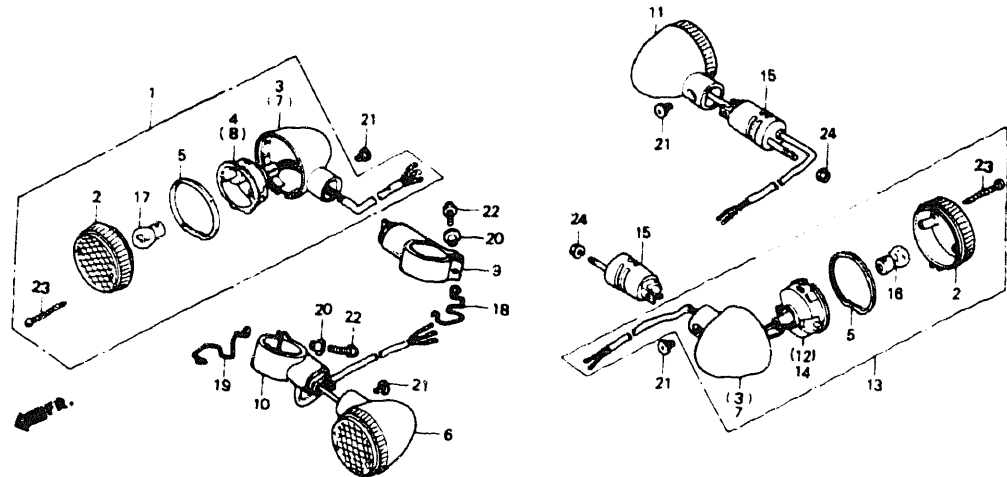
CONTENTS

TITLE	PAGE	GRID
AIR CLEANER	92	F7
AIR SUCTION VALVE	49	C12
ALTERNATOR	18	B9
BATTERY	89	F5
BRAKE CALIPER, FR.	71	E8
BRAKE PANEL, RR.	75	E10
CAM CHAIN	10	B5
CAMSHAFT	8	B4
CANISTER	122	G10
CARBURETOR (ASSY.)	44	C10
CARBURETOR		
(COMPONENTS)	47	C11
CLUTCH	14	B7
CLUTCH MASTER CYLINDER	64	E5
CRANKCASE COVER, R.	12	B6
CRANKSHAFT	30	C3
CROSS SHAFT	42	C9
CYLINDER BLOCK	26	C1
CYLINDER HEAD COVER	2	B1
CYLINDER HEAD, FR.	3	B1
CYLINDER HEAD, RR.	6	B3
EXHAUST MUFFLER	94	F8
FENDER, FR.	68	E7
FENDER, RR.	104	G1
FINAL DRIVEN GEAR	79	E12
FORK, FR.	69	E7
FR. BRAKE MASTER CYLINDER	62	E4
FRAME	116	G7
FUEL TANK	84	F3
GASKET KIT A	52	D2
GASKET KIT B	53	D2
GEARSHIFT DRUM	38	C7
HANDLEBAR	66	E6
HEADLIGHT	56	E1
OIL PAN	23	B11
PEDAL	96	F9
PULSE GENERATOR	16	B8
RADIATOR	112	G5
SEAT	87	F4
SHOCK ABSORBER	102	F12
SIDE COVER	88	F5
SPEEDOMETER	58	E2
STARTING MOTOR	22	B11
STEERING STEM	67	E6
STEP	98	F10
SWINGARM	100	F11
SWITCH	60	E3
TACHOMETER	58	E2
TAILLIGHT	108	G3
TOOLS	120	G9
TRANSMISSION	36	C6
TURN SIGNAL	106	G2
WATER PIPE	40	C8
WATER PUMP	20	B10
WHEEL, FR.	73	E9
WHEEL, RR.	77	E11
WIRE HARNESS	110	G4

VF700C'87 ENGINE NO.; RC21E-2300015 TO 2304999
VF700C'87 FRAME NO.; RC210-HM300007 TO HM303508
VF700C'87 ENGINE NO.; RC21E-2300020 TO 2303889
VF700C'87 FRAME NO.; RC210-HA305001 TO HA310415

VF700C'87 ENGINE NO.; RC21E-2300015 TO 2304999
VF700C'87 FRAME NO.; RC211-HM30C006 TO HM300514
VF700C'87 ENGINE NO.; RC21E-2300020 TO 2303889
VF700C'87 FRAME NO.; RC211-HA305003 TO HA311015

TURN SIGNAL



BMN012

VF700C'87		AREA CODE	FRAME SERIAL NUMBER	QTY REQ	PART NUMBER	HONDA CODE
Ref. No.	BLOCK NO. F-26 DESCRIPTION					
			FROM	TO		
1	TURN SIGNAL ASSY., R. FR. (12V 23/8W)		-----	-----	1 33400-MN0-003	2526002
2	LENS, FR. TURN SIGNAL		-----	-----	4 33401-MK7-672	2575405
3	BASE, R. FR. TURN SIGNAL		-----	-----	2 33402-MK7-671	2526010
4	REFLECTOR COMP., R. RR. TURN SIGNAL		-----	-----	1 33405-MN0-003	2526028
5	GASKET, TURN SIGNAL LENS		-----	-----	4 33407-MK7-671	2314714
6	TURN SIGNAL ASSY., L. FR.		-----	-----	1 33450-MN0-003	2526036
7	BASE, L. FR. TURN SIGNAL		-----	-----	2 33452-MK7-671	2526044
8	REFLECTOR COMP., L. RR. TURN SIGNAL		-----	-----	1 33455-MN0-003	2526051
9	STAY, R. FR. TURN SIGNAL		-----	-----	1 33490-MN0-003	2526069
10	STAY, L. FR. TURN SIGNAL		-----	-----	1 33491-MN0-003	2526077
11	TURN SIGNAL ASSY., R. RR. (12V 23W)		-----	-----	1 33600-MN0-003	2526085
12	REFLECTOR COMP., R. RR. TURN SIGNAL		-----	-----	1 33605-MN0-003	2526093

VF700C'87		AREA CODE	FRAME SERIAL NUMBER	QTY REQ	PART NUMBER	HONDA CODE
Ref. No.	BLOCK NO. F-26 DESCRIPTION					
			FROM	TO		
13	TURN SIGNAL ASSY., L. RR. (12V 23W)		-----	-----	1 33650-MN0-003	2526101
14	REFLECTOR COMP., L. RR. TURN SIGNAL		-----	-----	1 33655-MN0-003	2526119
15	STAY COMP., RR. TURN SIGNAL		-----	-----	2 33690-MK7-671	2314813
16	BULB, TURN SIGNAL (12V 23W)		-----	-----	2 34905-268-671	0145318
17	BULB, TURN SIGNAL (12V23/8W) (STANLEY)		-----	-----	2 34905-425-671	0824326
18	GUIDE, R. HARNESS		-----	-----	1 61315-MN0-000	2527786
19	GUIDE, L. HARNESS		-----	-----	1 61316-MN0-000	2527794
20	COLLAR, COVER MOUNTING		-----	-----	2 83505-MN0-000	2528297
21	SCREW, SPECIAL, 6X8		-----	-----	4 90380-MB1-000	1251339
	BOLT, SPECIAL, 6X8		-----	-----	4 90380-ME9-000	1413830
22	BOLT, CAP, 6X25		-----	-----	2 92500-06025-06	1089580
23	SCREW, TAPPING, 4X25		-----	-----	8 93901-34610	0724369
24	NUT, FLANGE, 8MM		-----	-----	2 94050-08080	0468447

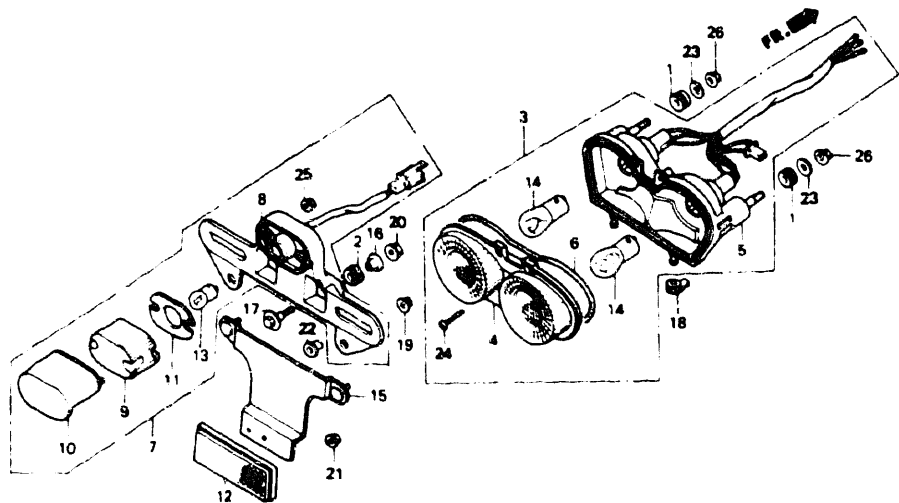
CONTENTS

TITLE	PAGE	GRID
AIR CLEANER	92	F7
AIR SUCTION VALVE	49	C12
ALTERNATOR	18	B9
BATTERY	89	F5
BRAKE CALIPER, FR.	71	E8
BRAKE PANEL, RR.	75	E10
CAM CHAIN	10	B5
CAMSHAFT	8	B4
CANISTER	122	G10
CARBURETOR (ASSY)	44	C10
CARBURETOR (COMPONENTS)	47	C11
CLUTCH	14	B7
CLUTCH MASTER CYLINDER	64	E5
CRANKCASE COVER, R.	12	B6
CRANKSHAFT	30	C3
CROSS SHAFT	42	C9
CYLINDER BLOCK	26	C1
CYLINDER HEAD COVER	2	B1
CYLINDER HEAD, FR.	3	B1
CYLINDER HEAD, RR.	6	B3
EXHAUST MUFFLER	94	F8
FENDER, FR.	68	E7
FENDER, RR.	104	G1
FINAL DRIVEN GEAR	79	E12
FORK, FR.	69	E7
FR. BRAKE MASTER CYLINDER	62	E4
FRAME	116	G7
FUEL TANK	84	F3
GASKET KIT A	52	D2
GASKET KIT B	53	D2
GEARSHIFT DRUM	38	C7
HANDLEBAR	66	E6
HEADLIGHT	56	E1
OIL PAN	23	B11
PEDAL	96	F9
PULSE GENERATOR	16	B8
RADIATOR	112	G5
SEAT	87	F4
SHOCK ABSORBER	102	F12
SIDE COVER	88	F5
SPEEDOMETER	58	E2
STARTING MOTOR	22	B11
STEERING STEM	67	E6
STEP	98	F10
SWINGARM Y-	100	F11
SWITCH	60	E3
TACHOMETER	58	E2
TAILLIGHT	108	G3
TOOLS	120	G9
TRANSMISSION	36	C6
TURN SIGNAL	106	G2
WATER PIPE	40	C8
WATER PUMP	20	B10
WHEEL, FR.	73	E9
WHEEL, RR.	77	E11
WIRE HARNESS	110	G4

VF700C'87 ENGINE NO.; RC21E-2300015 TO 2304999
VF700C'87 FRAME NO.; RC210-HM300307 TO HM303508
VF700C'87 ENGINE NO.; RC21E-2300020 TO 2303889
VF700C'87 FRAME NO.; RC210-HA305001 TO HA310415

VF700C'87 ENGINE NO.; RC21E-2300015 TO 2304999
VF700C'87 FRAME NO.; RC211-HM300006 TO HM300514
VF700C'87 ENGINE NO.; RC21E-2300020 TO 2303889
VF700C'87 FRAME NO.; RC211-HA305003 TO HA311015

TAILLIGHT



VF700C'87		AREA CODE	FRAME SERIAL NUMBER	QTY REQ	PART NUMBER	HONDA CODE
Ref. No.	BLOCK NO. F-27 DESCRIPTION					
1	GROMMET, AIR CLEANER		-----	2	17208-GR2-000	2524478
2	GROMMET, AIR CLEANER CASE		-----	2	17251-KE8-690	2524536
3	TAILLIGHT UNIT		-----	1	33701-MN0-003	2526127
4	LENS, TAILLIGHT		-----	1	33702-MN0-003	2526135
5	BASE COMP., TAILLIGHT		-----	1	33704-MN0-003	2526143
6	PACKING, TAILLIGHT		-----	1	33707-MN0-003	2526150
7	LIGHT ASSY., LICENSE		-----	1	33720-MN0-003	2526168
8	BASE COMP., LICENSE		-----	1	33721-MN0-003	2526176
9	LENS, LICENSE		-----	1	33722-MB1-013	2291920
10	COVER COMP.		-----	1	33727-MB1-003	1260553
11	GASKET, LENS		-----	1	33729-MB1-003	1260561
12	REFLECTOR, REFLEX		-----	1	33741-MC7-612	1853811
13	BULB, LICENSE LIGHT (12V8W)		-----	1	34616-568-671	0504522
	BULB, LICENSE LIGHT (12V4CP)		-----	1	34902-500-003	0591529
	BULB, LICENSE LIGHT (12V4CP)		-----	1	34908-272-000	2079226
	BULB (12V8W 67)		-----	1	34909-505-003	0504563

VF700C'87		AREA CODE	FRAME SERIAL NUMBER	QTY REQ	PART NUMBER	HONDA CODE
Ref. No.	BLOCK NO. F-27 DESCRIPTION					
13	BULB, LICENSE LIGHT (12V4CP)		-----	1	34909-505-610	0587147
14	BULB, TAILLIGHT (12V27/7W 2057HD)		-----	2	34906-MG9-771	1700301
15	STAY, RR. REFLECTOR		-----	1	80102-MN0-000	2528214
16	COLLAR, NUMBER BRACKET SETTING ..		-----	2	84706-GB0-900	2528321
17	BOLT, FLANGE, 6X24		-----	2	90103-MN0-000	2528511
18	RUBBER, TAILLIGHT MOUNTING		-----	2	90106-MN0-000	2528537
19	NUT, FLANGE, 6MM		-----	2	90203-PD1-000	1784669
	NUT, FLANGE, 6MM		-----	2	90301-428-900	1089499
	NUT, FLANGE, 6MM		-----	2	94050-06070	2322832
20	NUT, FLANGE, 6MM		-----	2	90302-187-000	1032093
21	NUT, FLANGE, 5MM		-----	1	90303-GE8-000	1487636
22	WASHER, CHAIN CASE SETTING		-----	2	90522-028-000	0243345
23	WASHER, WHEEL, 6MM		-----	2	90563-355-000	0326306
24	SCREW, TAPPING, 4X16		-----	2	93901-34480	0751057
25	NUT, FLANGE, 4MM		-----	2	94050-04080	0665182
26	NUT, FLANGE, 6MM		-----	2	94050-06080	0612689

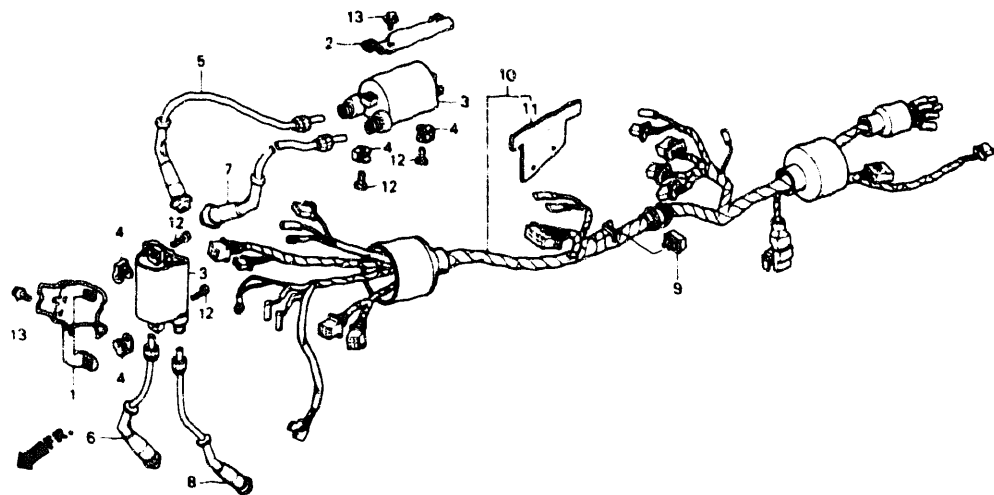
CONTENTS

TITLE	PAGE	GRID
AIR CLEANER	92	F7
AIR SUCTION VALVE	49	C12
ALTERNATOR	18	B9
BATTERY	89	F5
BRAKE CALIPER, FR.	71	E8
BRAKE PANEL, FR.	75	E10
CAM CHAIN	10	B5
CAMSHAFT	8	B4
CANISTER	122	G10
CARBURETOR (ASSY.)	44	C10
CARBURETOR (COMPONENTS)	47	C11
CLUTCH	14	B7
CLUTCH MASTER CYLINDER	64	E5
CRANKCASE COVER, R.	12	B6
CRANKSHAFT	30	C3
CROSS SHAFT	42	C9
CYLINDER BLOCK	26	C1
CYLINDER HEAD COVER	2	B1
CYLINDER HEAD, FR.	3	B1
CYLINDER HEAD, RR.	6	B3
EXHAUST MUFFLER	94	F8
FENDER, FR.	68	E7
FENDER, RR.	104	G1
FINAL DRIVEN GEAR	79	E12
FORK, FR.	69	E7
FR. BRAKE MASTER CYLINDER	62	E4
FRAME	116	G7
FUEL TANK	84	F3
GASKET KIT A	52	D2
GASKET KIT B	53	D2
GEARSHIFT DRUM	38	C7
HANDLEBAR	66	E6
HEADLIGHT	56	E1
OIL PAN	23	B11
PEDAL	96	F9
PULSE GENERATOR	16	B8
RADIATOR	112	G5
SEAT	87	F4
SHOCK ABSORBER	102	F12
SIDE COVER	88	F5
SPEEDOMETER	58	E2
STARTING MOTOR	22	B11
STEERING STEM	67	E6
STEP	98	F10
SWINGARM Y-	100	F11
SWITCH	60	E3
TACHOMETER	58	E2
TAILLIGHT	108	G3
TOOLS	120	G9
TRANSMISSION	36	C6
TURN SIGNAL	106	G2
WATER PIPE	40	C8
WATER PUMP	20	B10
WHEEL, FR.	73	E9
WHEEL, RR.	77	E11
WIRE HARNESS	110	G4

VF700C'87 ENGINE NO.; RC21E-2300015 TO 2304999
VF700C'87 FRAME NO.; RC210-HM300007 TO HM303508
VF700C'87 ENGINE NO.; RC21E-2300020 TO 2303889
VF700C'87 FRAME NO.; RC210-HA305001 TO HA310415

VF700C'87 ENGINE NO.; RC21E-2300015 TO 2304999
VF700C'87 FRAME NO.; RC211-HM300006 TO HM300514
VF700C'87 ENGINE NO.; RC21E-2300020 TO 2303889
VF700C'87 FRAME NO.; RC211-HA305003 TO HA311015

WIRE HARNESS



BMN239

VF700C'87		A R E A C O D E	F R A M E S E R I A L N U M B E R	Q T Y R E Q	P A R T N U M B E R	H O N D A C O D E	
Ref.	BLOCK NO.						
No.	DESCRIPTION						
1	BRACKET, IGNITION COIL FR.		-----	-----	1	30506-MN0-000	2525723
2	BRACKET, IGNITION COIL RR.		-----	-----	1	30507-MN0-000	2525731
3	COIL COMP., IGNITION		-----	-----	2	30510-KT7-003	2536878
4	SPACER, IGNITION COIL		-----	-----	4	30520-ML7-000	2404895
5	CAP ASSY. 1, HIGH TENSION		-----	-----	1	30751-MN0-000	2525756
6	CAP ASSY. 2, HIGH TENSION		-----	-----	1	30752-MN0-000	2525764
7	CAP ASSY. 3, HIGH TENSION		-----	-----	1	30753-MN0-000	2525772
8	CAP ASSY. 4, HIGH TENSION		-----	-----	1	30754-MN0-000	2525780
9	RECTIFIER ASSY., SILICON (STANLEY)		-----	-----	1	31700-124-003	0351346
	RECTIFIER ASSY., SILICON (SHINDENGEN)		-----	-----	1	31700-124-008	0692129
10	HARNESS, WIRE		-----	-----	1	32100-MN0-000	2525905
11	SHEET, COUPLER		-----	-----	1	32222-MN0-000	2525939
12	BOLT, HEX., 6X22		-----	-----	4	92201-06022-4J	2528933
13	BOLT, FLANGE, 6X12		-----	-----	2	95700-06012-08	0252254

VF700C'87			A R E A C O D E	Q T Y R E Q			
Ref. No.	BLOCK NO.	F-28			FRAME SERIAL NUMBER		HONDA CODE
	DESCRIPTION	FROM			TO	PART NUMBER	
13	BOLT, FLANGE, 6X12	-----	-----	2	95701-06012-08	2170793	

CONTENTS

TITLE	PAGE	GRID
AIR CLEANER	92	F7
AIR SUCTION VALVE	49	C12
ALTERNATOR	18	B9
BATTERY	89	F5
BRAKE CALIPER, FR.	71	E8
BRAKE PANEL, RR.	75	E10
CAM CHAIN	10	B5
CAMSHAFT	8	B4
CANISTER	122	G10
CARBURETOR (ASSY.)	44	C10
CARBURETOR	47	C11
(COMPONENTS)	14	B7
CLUTCH	64	E5
CLUTCH MASTER CYLINDER	12	B6
CRANKCASE COVER, R.	30	C3
CRANKSHAFT	42	C9
CROSS SHAFT	26	C1
CYLINDER BLOCK	2	B1
CYLINDER HEAD COVER	3	B1
CYLINDER HEAD, FR.	6	B3
CYLINDER HEAD, RR.	94	F8
EXHAUST MUFFLER	68	E7
FENDER, FR.	104	G1
FENDER, RR.	79	E12
FINAL DRIVEN GEAR	69	E7
FORK, FR.	62	E4
FR. BRAKE MASTER	116	G7
CYLINDER	84	F3
FRAME	52	D2
FUEL TANK	53	D2
GASKET KIT A	38	C7
GASKET KIT B	66	E6
GEARSHIFT DRUM	56	E1
HANDLEBAR	23	B11
HEADLIGHT	96	F9
OIL PAN	16	B8
PEDAL	112	G5
PULSE GENERATOR	87	F4
RADIATOR	102	F12
SEAT	88	F5
SHOCK ABSORBER	58	E2
SIDE COVER	22	B11
SPEEDOMETER	67	E6
STARTING MOTOR	98	F10
STEERING STEM	100	F11
STEP	60	E3
SWINGARM Y-	58	E2
SWITCH	108	G3
TACHOMETER	120	G9
TAILLIGHT	36	C6
TOOLS	106	G2
TRANSMISSION	40	C8
TURN SIGNAL	20	B10
WATER PIPE	73	E9
WATER PUMP	77	E11
WHEEL, FR.	110	G4
WHEEL, RR.		
WIRE HARNESS		

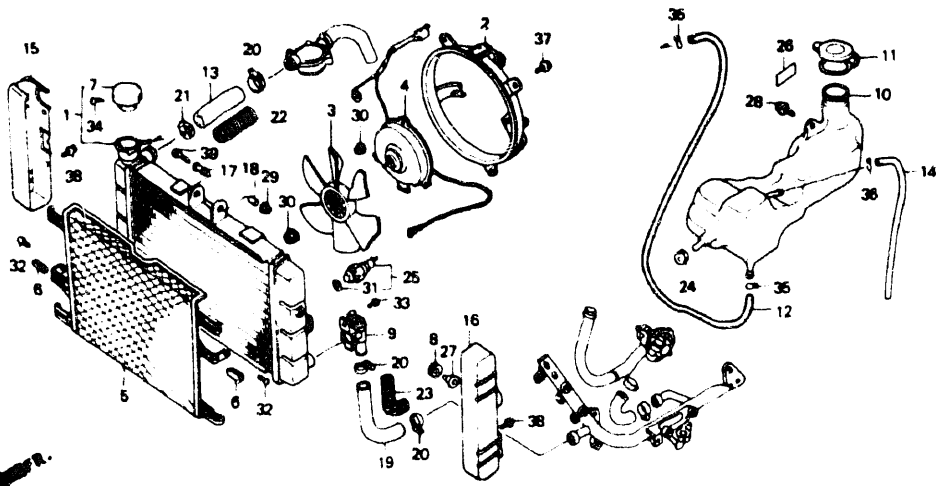
GRID

G4

VF700C'87 ENGINE NO.; RC21E-2300015 TO 2304999
VF700C'87 FRAME NO.; RC210-HM300007 TO HM303508
VF700C'87 ENGINE NO.; RC21E-2300020 TO 2303889
VF700C'87 FRAME NO.; RC210-HA305001 TO HA310415

VF700C'87 ENGINE NO.; RC21E-2300015 TO 2304999
VF700C'87 FRAME NO.; RC211-HM300006 TO HM300514
VF700C'87 ENGINE NO.; RC21E-2300020 TO 2303889
VF700C'87 FRAME NO.; RC211-HA305003 TO HA311015

RADIATOR



BMN240A

VF700C'87

Ref. No.	BLOCK NO. DESCRIPTION	F-29	AREA CODE	FRAME SERIAL NUMBER		QTY REQ	PART NUMBER	HONDA CODE
				FROM	TO			
1	RADIATOR COMP. (TOYO)		A	-----	-----	1	19010-MN0-003	2525145
			AC	-----	-----	1	19010-MN0-003	2525145
2	SHROUD COMP.			-----	-----	1	19015-MN0-003	2525152
3	FAN COMP., COOLING			-----	-----	1	19020-MG8-003	2012037
4	MOTOR, FAN			-----	-----	1	19030-MN0-004	2525160
	MOTOR, FAN			-----	-----	1	19030-MN0-014	2610392
	MOTOR, FAN			-----	-----	1	19030-MN0-024	3456514
5	GRILLE, RADIATOR			-----	-----	1	19032-MN0-000	2525178
6	CUSHION, RADIATOR GRILL			-----	-----	6	19033-MN0-000	2525186
7	CAP COMP., RADIATOR (TOYO)		A	-----	-----	1	19045-MB0-702	1303684
			AC	-----	-----	1	19045-MB0-702	1303684
8	RUBBER, RADIATOR MOUNTING			-----	-----	2	19051-MN0-000	2525194
9	COCK ASSY., RADIATOR			-----	-----	1	19060-MN0-003	2525202
10	TANK, RESERVE			-----	-----	1	19101-MN0-000	2525228
11	CAP, RESERVE TANK			-----	-----	1	19104-MB0-700	1308071
12	TUBE, RADIATOR RESERVE			-----	-----	1	19105-MN0-000	2525236

VF700C'87

Ref. No.	BLOCK NO. DESCRIPTION	F-29	AREA CODE	FRAME SERIAL NUMBER		QTY REQ	PART NUMBER	HONDA CODE
				FROM	TO			
13	HOSE, RADIATOR UPPER			-----	-----	1	19107-MN0-000	2525244
14	TUBE, RESERVE TANK OVERFLOW			-----	-----	1	19108-MN0-000	2525251
15	COVER, R. RADIATOR			-----	-----	1	19110-MN0-000	2525269
16	COVER, L. RADIATOR			-----	-----	1	19111-MN0-000	2525277
17	RUBBER, RADIATOR MOUNTING			-----	-----	1	19113-MB0-000	1245539
18	COLLAR, RADIATOR MOUNTING			-----	-----	1	19114-MB0-000	1245547
19	HOSE, RADIATOR LOWER			-----	-----	1	19115-MN0-000	2525285
20	CLAMP, RADIATOR HOSE			-----	-----	3	19503-ML0-003	2525301
	CLAMP, HOSE, 24-32			-----	-----	3	19516-ML7-691	3991437
21	CLAMP, WATER HOSE, 27MM			-----	-----	1	19513-MF5-000	1500420
	CLAMP, HOSE, 27MM			-----	-----	1	19513-MM4-003	2771616
	CLAMP, HOSE, 22-29			-----	-----	1	19517-ML7-691	3939634
22	GUARD, RADIATOR UPPER HOSE LOWER			-----	-----	1	19551-MN0-000	2525376
23	GUARD, RADIATOR LOWER HOSE			-----	-----	1	19552-MN0-000	2525384
24	GROMMET, WIRE HARNESS			-----	-----	1	36043-657-000	0578302
25	THERMOSWITCH ASSY.			-----	-----	1	37760-MB2-901	2028553
26	LABEL, RESERVE TANK			-----	-----	1	87507-MB4-670	1425818
27	BOLT, RADIATOR SETTING			-----	-----	2	90111-MN0-000	2528586
28	BOLT, FLANGE, 6MM			-----	-----	1	90111-187-000	1032069
29	NUT, FLANGE, 6MM			-----	-----	1	90203-PD1-000	1784669
	NUT, FLANGE, 6MM			-----	-----	1	90301-428-900	1089499
	NUT, FLANGE, 6MM			-----	-----	1	94050-06070	2322832
30	NUT, SERRATE, 5MM			-----	-----	4	90315-MK3-003	2045912
31	O-RING, 13.5X1.4			-----	-----	1	91307-PH7-660	2514651
	O-RING, 12.5X1.4			-----	-----	1	91307-611-000	0347906
32	SCREW, PAN, 6X10			-----	-----	2	93500-06010	0057406
	SCREW, PAN, 6X10			-----	-----	2	93500-06010-0A	1040252
33	SCREW, PAN, 6X10			-----	-----	1	93500-06010-0H	0585539
	SCREW, PAN, 6X10			-----	-----	1	93500-06010-08	0561829
34	SCREW, TAPPING, 3X8			-----	-----	1	93901-22180	0786772
35	CLIP, TUBE, B12			-----	-----	2	95002-02120	0335034
36	CLIP, TUBE, C11			-----	-----	1	95002-70000	0053595

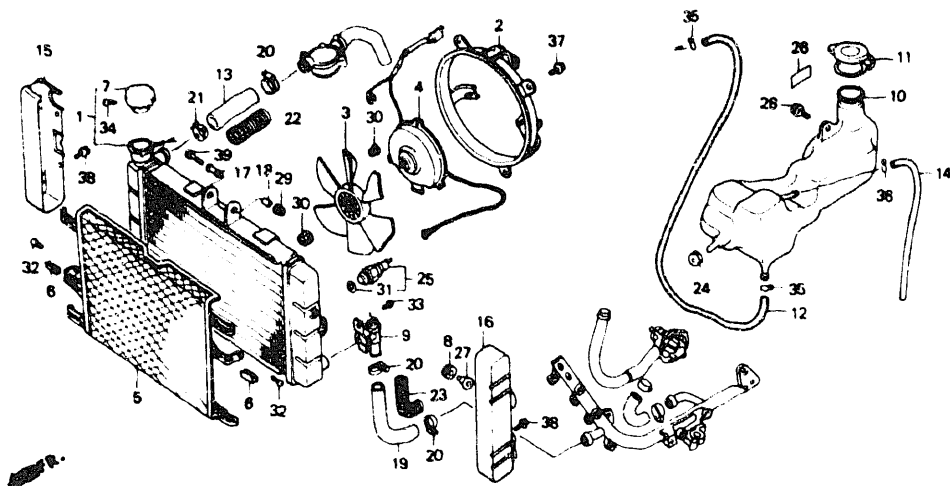
CONTENTS

TITLE	PAGE	GRID
AIR CLEANER	92	F7
AIR SUCTION VALVE	49	C12
ALTERNATOR	18	B9
BATTERY	89	F5
BRAKE CALIPER, FR.	71	E8
BRAKE PANEL, RR.	75	E10
CAM CHAIN	10	B5
CAMSHAFT	8	B4
CANISTER	122	G10
CARBURETOR (ASSY.)	44	C10
CARBURETOR (COMPONENTS)	47	C11
CLUTCH	14	B7
CLUTCH MASTER CYLINDER	64	E5
CRANKCASE COVER, R.	12	B6
CRANKSHAFT	30	C3
CROSS SHAFT	42	C9
CYLINDER BLOCK	26	C1
CYLINDER HEAD COVER	2	B1
CYLINDER HEAD, FR.	3	B1
CYLINDER HEAD, RR.	6	B3
EXHAUST MUFFLER	94	F8
FENDER, FR.	68	E7
FENDER, RR.	104	G1
FINAL DRIVEN GEAR	79	E12
FORK, FR.	69	E7
FR. BRAKE MASTER CYLINDER	62	E4
FRAME	116	G7
FUEL TANK	84	F3
GASKET KIT A	52	D2
GASKET KIT B	53	D2
GEARSHIFT DRUM	38	C7
HANDLEBAR	66	E6
HEADLIGHT	56	E1
OIL PAN	23	B11
PEDAL	96	F9
PULSE GENERATOR	16	B8
RADIATOR	112	G5
SEAT	87	F4
SHOCK ABSORBER	102	F12
SIDE COVER	88	F5
SPEEDOMETER	58	E2
STARTING MOTOR	22	B11
STEERING STEM	67	E6
STEP	98	F10
SWINGARM Y-SWITCH	100	F11
TACHOMETER	60	E3
TAILLIGHT	58	E2
TOOLS	108	G3
TRANSMISSION	120	G9
TURN SIGNAL	36	C6
WATER PIPE	106	G2
WATER PUMP	40	C8
WHEEL, FR.	20	B10
WHEEL, RR.	73	E9
WIRE HARNESS	77	E11
	110	G4

VF700C'87 ENGINE NO.; RC21E-2300015 TO 2304999
VF700C'87 FRAME NO.; RC210-HM3000007 TO HM303508
VF700C'87 ENGINE NO.; RC21E-2300020 TO 2303889
VF700C'87 FRAME NO.; RC210-HA305001 TO HA310415

VF700C'87 ENGINE NO.; RC21E-2300015 TO 2304999
VF700C'87 FRAME NO.; RC211-HM3000006 TO HM300514
VF700C'87 ENGINE NO.; RC21E-2300020 TO 2303889
VF700C'87 FRAME NO.; RC211-HA305003 TO HA311015

RADIATOR



BMN240A

VF700C'87			A R E A C O D E			Q T Y R E Q		
Ref. No.	BLOCK NO.	F-29		FRAME SERIAL NUMBER			PART NUMBER	HONDA CODE
	DESCRIPTION			FROM	TO			
37	BOLT, FLANGE, 6X10		-----	-----	3	96000-06010-00	1085729	
	BOLT, FLANGE, 6X10		-----	-----	3	96001-06010-00	2154656	
38	BOLT, FLANGE, 6X10		-----	-----	4	96000-06010-07	1260959	
	BOLT, FLANGE, 6X10		-----	-----	4	96001-06010-07	2154664	
39	BOLT, FLANGE, 6X45		-----	-----	1	96000-06045-07	1416684	
	BOLT, FLANGE, 6X45		-----	-----	1	96001-06045-07	2479640	

114. © AMERICAN HONDA MOTOR CO., LTD. 1993

VF700C'87 ENGINE NO.; RC21E-2300015 TO 2304999
VF700C'87 FRAME NO.; RC210-HM300007 TO HM303508
VF700C'87 ENGINE NO.; RC21E-2300020 TO 2303889
VF700C'87 FRAME NO.; RC210-HA305001 TO HA310415

VF700C'87 ENGINE NO.; RC21E-2300015 TO 2304999
VF700C'87 FRAME NO.; RC211-HM300006 TO HM300514
VF700C'87 ENGINE NO.; RC21E-2300020 TO 2303889
VF700C'87 FRAME NO.; RC211-HA305003 TO HA311015

G6

VF700C'87		A R E A C O D E	FRAME SERIAL NUMBER		Q T Y R E Q	PART NUMBER	HONDA CODE
Ref. No.	BLOCK NO. F-29 DESCRIPTION		FROM	TO			

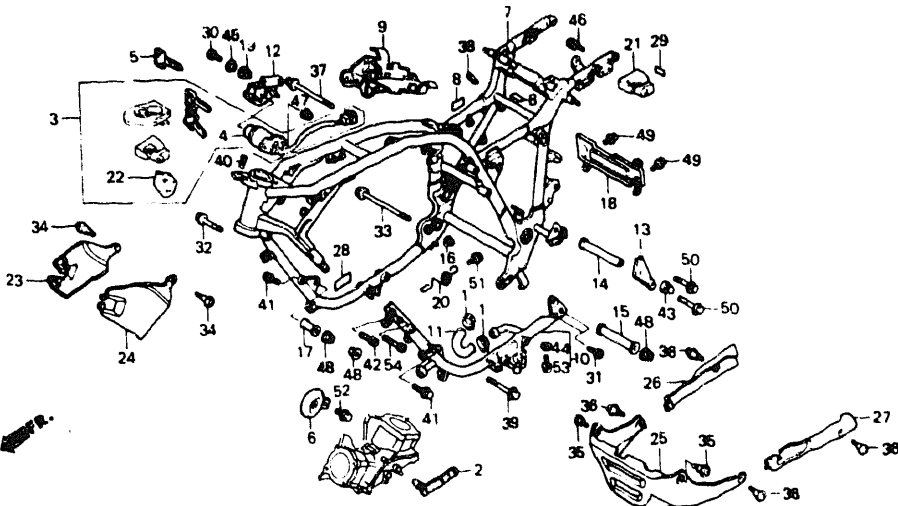
© AMERICAN HONDA MOTOR CO., LTD. 1983 115

CONTENTS		
TITLE	PAGE	GRID
AIR CLEANER	92	F7
AIR SUCTION VALVE	49	C12
ALTERNATOR	18	B9
BATTERY	89	F5
BRAKE CALIPER, FR.	71	E8
BRAKE PANEL, RR.	75	E10
CAM CHAIN	10	B5
CAMSHAFT	8	B4
CANISTER	122	G10
CARBURETOR (ASSY.)	44	C10
CARBURETOR (COMPONENTS)	47	C11
CLUTCH	14	B7
CLUTCH MASTER CYLINDER	64	E5
CRANKCASE COVER, R.	12	B6
CRANKSHAFT	30	C3
CROSS SHAFT	42	C9
CYLINDER BLOCK	26	C1
CYLINDER HEAD COVER	2	B1
CYLINDER HEAD, FR.	3	B1
CYLINDER HEAD, RR.	6	B3
EXHAUST MUFFLER	94	F8
FENDER, FR.	68	E7
FENDER, RR.	104	G1
FINAL DRIVEN GEAR	79	E12
FORK, FR.	69	E7
FR. BRAKE MASTER CYLINDER	62	E4
FRAME	116	G7
FUEL TANK	84	F3
GASKET KIT A	52	D2
GASKET KIT B	53	D2
GEARSHIFT DRUM	38	C7
HEADLEBAR	66	E6
HEADLIGHT	56	E1
OIL PAN	23	B11
PEDAL	96	F9
PULSE GENERATOR	16	B8
RADIATOR	112	G5
SEAT	87	F4
SHOCK ABSORBER	102	F12
SIDE COVER	88	F5
SPEEDOMETER	58	E2
STARTING MOTOR	22	B11
STEERING STEM	67	E6
STEP	98	F10
SWINGARM Y-	100	F11
SWITCH	60	E3
TACHOMETER	58	E2
TAILLIGHT	108	G3
TOOLS	120	G9
TRANSMISSION	36	C6
TURN SIGNAL	106	G2
WATER PIPE	40	C8
WATER PUMP	20	B10
WHEEL, FR.	73	E9
WHEEL, RR.	77	E11
WIRE HARNESS	110	G4

GRID

G6

FRAME



"CAUTION OR WARNING LABELS MUST BE ORDERED SEPARATELY WHEN APPLICABLE"

BMN014A

VF700C'87			A R E A C O D E	FRAME SERIAL NUMBER	Q T Y R E Q	PART NUMBER	HONDA CODE	
Ref. No.	BLOCK NO.	F-30 DESCRIPTION						
1	CLAMP, RADIATOR HOSE			-----	-----	2	19503-ML0-003	2525301
	CLAMP, HOSE, 24-32			-----	-----	2	19516-ML7-691	3991437
2	CLIP, HARNESS			-----	-----	1	32173-MN0-000	2525921
3	KEY SET	A		-----	-----	1	35010-MN0-000	2526192
	KEY SET	A		-----	-----	1	35010-MN0-010	4286399
	KEY SET	AC		-----	-----	1	35010-MN0-680	2526200
4	SWITCH ASSY., COMBINATION			-----	-----	1	35100-MN0-003	2526218
5	KEY, BLANK (TYPE 1)			-----	-----	(1)	35121-KW3-771	3029840
	KEY, BLANK (TYPE 1)			-----	-----	(1)	35121-MA6-811	1246750
	KEY, BLANK (TYPE 2)			-----	-----	(1)	35122-KW3-771	3029857
	KEY, BLANK (TYPE 2)			-----	-----	(1)	35122-MA6-811	1246768
6	HORN COMP., LOW (MITSUBA)			-----	-----	1	38120-MN0-008	2526408
7	BODY COMP., FRAME	A		-----	-----	1	50100-MN0-000	2527026
	BODY COMP., FRAME	AC		-----	-----	1	50100-MN0-680	2527034
8	FILM, FRAME UPPER PIPE			-----	-----	2	50159-KR3-300	2041861
9	PLATE, FUEL TANK HEAT GUARD			-----	-----	1	50189-MN0-000	2527067

FRAME

Selection table for lock or blank key
Refer to the following selection table to select the lock or blank key.

Type	Key No.	
TYPE 1	A**	B**
TYPE 2	C**	D**

* 0, 1, 2, 3, 4, 5, 6, 7, 8 or 9

VF700C'87			A R E A C O D E	FRAME SERIAL NUMBER	Q T Y R E Q	PART NUMBER	HONDA CODE
Ref.	BLOCK NO.	F-30					
No.	DESCRIPTION						
10	SUB FRAME COMP.	A	-----	-----	1	50210-MN0-000	2527075
	SUB FRAME COMP.	AC	-----	-----	1	50210-MN0-680	2527083
11	HOSE, LOWER WATER		-----	-----	1	50242-MB0-000	1248590
12	STAY, COMBINATION SWITCH		-----	-----	1	50245-MN0-000	2527117
13	PLATE, RR. ENGINE HANGER		-----	-----	1	50356-MN0-000	2527158
14	COLLAR, ENGINE HANGER UPPER		-----	-----	1	50361-MB2-000	1430271
15	COLLAR, L. RR. ENGINE HANGER		-----	-----	1	50362-MN0-000	2527166
16	COLLAR C, ENGINE HANGER		-----	-----	1	50363-MB0-000	1248731
17	COLLAR, R. FR. ENGINE HANGER		-----	-----	1	50363-MN0-000	2527174
18	PLATE A, HEAT GUARD	A	-----	-----	1	50428-MN0-000	2527182
	PLATE A, HEAT GUARD	AC	-----	-----	1	50428-MN0-680	2527190
19	RUBBER, TAILLIGHT SETTING		-----	-----	2	50451-GB6-920	2269801
20	GUIDE, OVERFLOW TUBE		-----	-----	1	50528-MN0-000	2527208
21	HOLDER ASSY., HELMET (HONDA LOCK)		-----	-----	1	50710-086-007	0422378
22	LOCK, HANDLEBAR (HONDA LOCK)		-----	-----	1	53600-086-007	0422386
23	COVER, R. FR. SIDE		-----	-----	1	61402-MN0-000	2527802

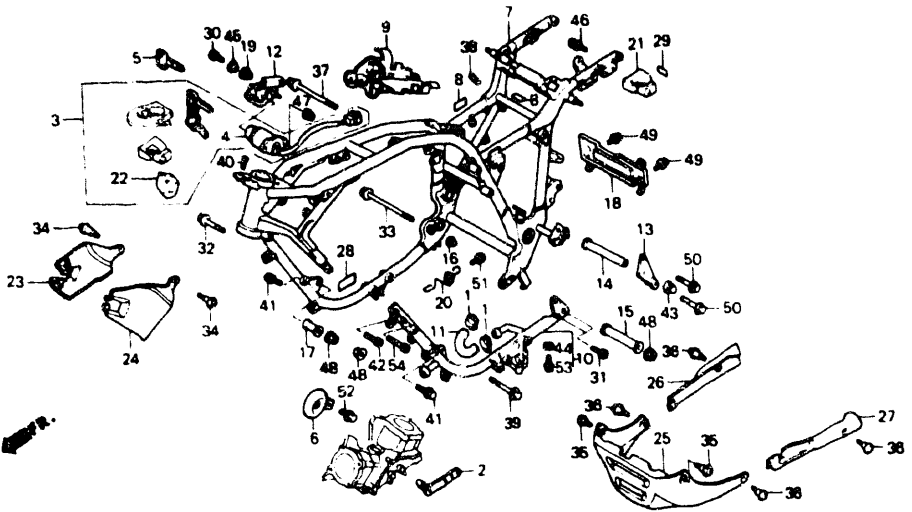
CONTENTS

TITLE	PAGE	GRID
AIR CLEANER	92	F7
AIR SUCTION VALVE	49	C12
ALTERNATOR	18	B9
BATTERY	89	F5
BRAKE CALIPER, FR.	71	E8
BRAKE PANEL, RR.	75	E10
CAM CHAIN	10	B5
CAMSHAFT	8	B4
CANISTER	122	G10
CARBURETOR (ASSY.)	44	C10
CARBURETOR (COMPONENTS)	47	C11
CLUTCH	14	B7
CLUTCH MASTER CYLINDER	64	E5
CRANKCASE COVER, R.	12	B6
CRANKSHAFT	30	C3
CROSS SHAFT	42	C9
CYLINDER BLOCK	26	C1
CYLINDER HEAD COVER	2	B1
CYLINDER HEAD, FR.	3	B1
CYLINDER HEAD, RR.	6	B3
EXHAUST MUFFLER	94	F8
FENDER, FR.	68	E7
FENDER, RR.	104	G1
FINAL DRIVEN GEAR	79	E12
FORK, FR.	69	E7
FR. BRAKE MASTER CYLINDER	62	E4
FRAME	116	G7
FUEL TANK	84	F3
GASKET KIT A	52	D2
GASKET KIT B	53	D2
GEARSHIFT DRUM	38	C7
HANDLEBAR	66	E6
HEADLIGHT	56	E1
OIL PAN	23	B11
PEDAL	96	F9
PULSE GENERATOR	16	B8
RADIATOR	112	G5
SEAT	87	F4
SHOCK ABSORBER	102	F12
SIDE COVER	88	F5
SPEEDOMETER	58	E2
STARTING MOTOR	22	B11
STEERING STEM	67	E6
STEP	98	F10
SWINGARM Y-SWITCH	100	F11
TACHOMETER	58	E2
TAILLIGHT	108	G3
TOOLS	120	G9
TRANSMISSION	36	C6
TURN SIGNAL	106	G2
WATER PIPE	40	C8
WATER PUMP	20	B10
WHEEL, FR.	73	E9
WHEEL, RR.	77	E11
WIRE HARNESS	110	G4

VF700C'87 ENGINE NO.; RC21E-2300015 TO 2304999
VF700C'87 FRAME NO.; RC210-HM300007 TO HM303508
VF700C'87 ENGINE NO.; RC21E-2300020 TO 2303889
VF700C'87 FRAME NO.; RC210-HA305001 TO HA310415

VF700C'87 ENGINE NO.; RC21E-2300015 TO 2304999
VF700C'87 FRAME NO.; RC211-HM300006 TO HM300514
VF700C'87 ENGINE NO.; RC21E-2300020 TO 2303889
VF700C'87 FRAME NO.; RC211-HA305003 TO HA311015

FRAME



"CAUTION OR WARNING LABELS MUST BE ORDERED SEPARATELY WHEN APPLICABLE"

BMN014A

VF700C'87		A R E A C O D E	Q T Y R E Q	FRAME SERIAL NUMBER		HONDA CODE
Ref. No.	BLOCK NO. DESCRIPTION			FROM	TO	
24	COVER, L. FR. SIDE		1	61403-MN0-000		2527810
25	COWL, UNDER		1	64230-MN0-000		2536944
26	COWL, R. UNDER		1	64231-MN0-000		2527844
27	COWL, L. UNDER		1	64232-MN0-000		2527851
28	LABEL, HIGH ALTITUDE		1	87139-463-670		1236934
29	LABEL, HELMET HOLDER		1	87511-KR3-670		2015501
30	BOLT, FLANGE SOCKET, 6X18		2	90004-ML4-610		2331759
31	BOLT, SOCKET, 10X25		2	90101-MB0-000		1250836
32	BOLT, FLANGE, 10X75		1	90102-MN0-000		2528495
33	BOLT, FLANGE, 10X355		1	90104-MB4-000		1388776
34	SCREW, SPECIAL, 5X12		2	90105-MB1-000		1250919
35	BOLT, FAIRING, 6MM		2	90107-KR0-000		2528545
36	SCREW, PAN, 5X13		4	90108-MN0-000		2528560
37	BOLT, FLANGE, 10X210		1	90110-MN0-000		2528578
38	RUBBER, PROTECTOR (TOKAI)		1	90126-MN0-000		2528602
39	BOLT, SPECIAL FLANGE, 10X50		1	90158-438-000		0758508

VF700C'87		A R E A C O D E	Q T Y R E Q	FRAME SERIAL NUMBER		HONDA CODE
Ref. No.	BLOCK NO. DESCRIPTION			FROM	TO	
40	SCREW, U-LOCK FLAT, 6X12		2	90164-028-000		0016451
41	BOLT, SPECIAL FLANGE, 8X62		2	90165-MA3-660		2528693
42	BOLT, SOCKET, 10X45		1	90181-MN0-000		2601136
43	NUT, FLANGE CAP, 10MM		1	90210-438-000		0758524
44	WASHER, SEALING, 6MM		1	90441-028-010		0014480
45	WASHER, FR. COVER SETTING		2	90501-124-000		0398420
46	SCREW-WASHER, 6X12		2	93891-06012-07		0376863
47	NUT, FLANGE, 6MM		2	94050-06080		0612689
48	NUT, FLANGE, 10MM		3	94050-10000		0483867
49	BOLT, FLANGE, 6X10		2	95700-06010-08		0344952
	BOLT, FLANGE, 6X10		2	95701-06010-08		2204709
50	BOLT, FLANGE, 8X16		2	95700-08016-02		2529071
	BOLT, FLANGE, 8X16		2	95701-08016-02		4011722
51	BOLT, FLANGE, 6X10		1	95701-06010-08		2204709
52	BOLT, FLANGE, 8X10		1	95701-08010-07		2529097
53	BOLT, FLANGE, 6X10		1	96000-06010-07		1260959
	BOLT, FLANGE, 6X10		1	96001-06010-07		2154664
54	BOLT, SOCKET, 10X40		1	96700-10040-17		2529170

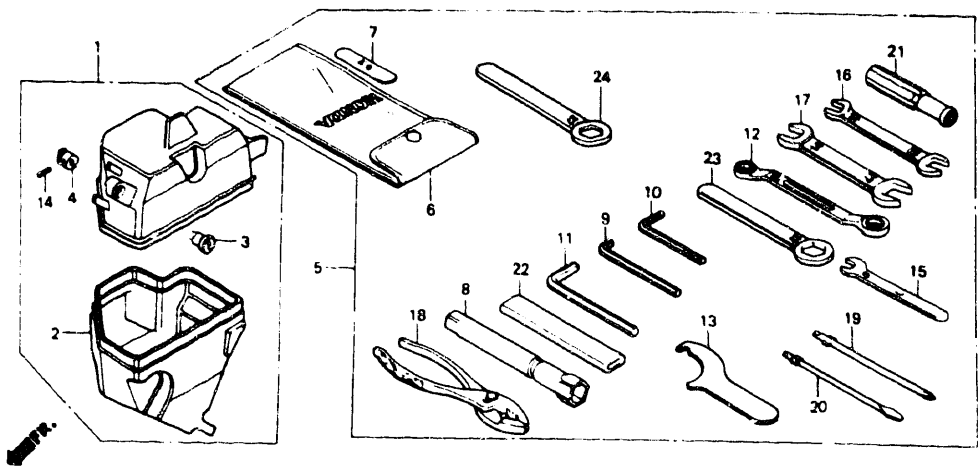
CONTENTS

TITLE	PAGE	GRID
AIR CLEANER	92	F7
AIR SUCTION VALVE	49	C12
ALTERNATOR	18	B9
BATTERY	89	F5
BRAKE CALIPER, FR.	71	E8
BRAKE PANEL, RR.	75	E10
CAM CHAIN	10	B5
CAMSHAFT	8	B4
CANISTER	122	G10
CARBURETOR (ASSY.)	44	C10
CARBURETOR (COMPONENTS)	47	C11
CLUTCH	14	B7
CLUTCH MASTER CYLINDER	64	E5
CRANKCASE COVER, R.	12	B6
CRANKSHAFT	30	C3
CROSS SHAFT	42	C9
CYLINDER BLOCK	26	C1
CYLINDER HEAD COVER	2	B1
CYLINDER HEAD, FR.	3	B1
CYLINDER HEAD, RR.	6	B3
EXHAUST MUFFLER	94	F8
FENDER, FR.	68	E7
FENDER, RR.	104	G1
FINAL DRIVEN GEAR	79	E12
FORK, FR.	69	E7
FR. BRAKE MASTER CYLINDER	62	E4
FRAME	116	G7
FUEL TANK	84	F3
GASKET KIT A	52	D2
GASKET KIT B	53	D2
GEARSHIFT DRUM	38	C7
HANDLEBAR	66	E6
HEADLIGHT	56	E1
OIL PAN	23	B11
PEDAL	96	F9
PULSE GENERATOR	16	B8
RADIATOR	112	G5
SEAT	87	F4
SHOCK ABSORBER	102	F12
SIDE COVER	88	F5
SPEEDOMETER	58	E2
STARTING MOTOR	22	B11
STEERING STEM	67	E6
STEP	98	F10
SWINGARM Y-	100	F11
SWITCH	60	E3
TACHOMETER	58	E2
TAILLIGHT	108	G3
TOOLS	120	G9
TRANSMISSION	36	C6
TURN SIGNAL	106	G2
WATER PIPE	40	C8
WATER PUMP	20	B10
WHEEL, FR.	73	E9
WHEEL, RR.	77	E11
WIRE HARNESS	110	G4

VF700C'87 ENGINE NO.; RC21E-2300015 TO 2304999
VF700C'87 FRAME NO.; RC210-HM300007 TO HM3003508
VF700C'87 ENGINE NO.; RC21E-2300020 TO 2303889
VF700C'87 FRAME NO.; RC210-HA305001 TO HA310415

VF700C'87 ENGINE NO.; RC21E-2300015 TO 2304999
VF700C'87 FRAME NO.; RC211-HM300006 TO HM300514
VF700C'87 ENGINE NO.; RC21E-2300020 TO 2303889
VF700C'87 FRAME NO.; RC211-HA305003 TO HA311015

TOOLS



BMN242

VF700C'87			A R E A C O D E	F R A M E S E R I A L N U M B E R	Q T Y R E Q	P A R T N U M B E R	H O N D A C O D E
Ref.	BLOCK NO.	F-31					
No.	DESCRIPTION						
1	BOX COMP., TOOL	----	----	1	83500-MN0-000	2528271	
2	BODY, TOOL BOX	----	----	1	83502-MN0-300	2528289	
3	BODY, KEY	----	----	1	83507-422-000	1223171	
4	STOPPER, KEY BODY	----	----	1	83508-KBG-000	3776358	
	STOPPER, KEY BODY	----	----	1	83508-438-000	0769190	
5	TOOL SET	----	----	1	89010-MN0-000	2528438	
6	BAG, TOOL	----	----	1	89101-300-010	0192369	
	BAG, TOOL, 200MM	----	----	1	99008-02000	0268185	
7	GAUGE, FEELER, 0.7	----	----	1	09103-371-000	0443663	
8	WRENCH, PLUG	----	----	1	89216-MB0-000	1260751	
9	WRENCH, HEX., 5MM	----	----	1	89221-MB0-000	1250778	
10	WRENCH, HEX., 5MM	----	----	1	89221-429-000	0786046	
11	WRENCH, HEX., 8MM	----	----	1	89222-371-000	0408724	
12	WRENCH, EYE, 10X12	----	----	1	89227-461-000	0918813	
13	SPANNER, PIN	----	----	1	89230-MB1-000	1250786	
14	PIN, SPRING, 2X14	----	----	1	94305-20141	0769208	

VF700C'87 ENGINE NO.; RC21E-2300015 TO 2304999
VF700C'87 FRAME NO.; RC210-HM300007 TO HM303508
VF700C'87 ENGINE NO.; RC21E-2300020 TO 2303889
VF700C'87 FRAME NO.; RC210-HA305001 TO HA310415

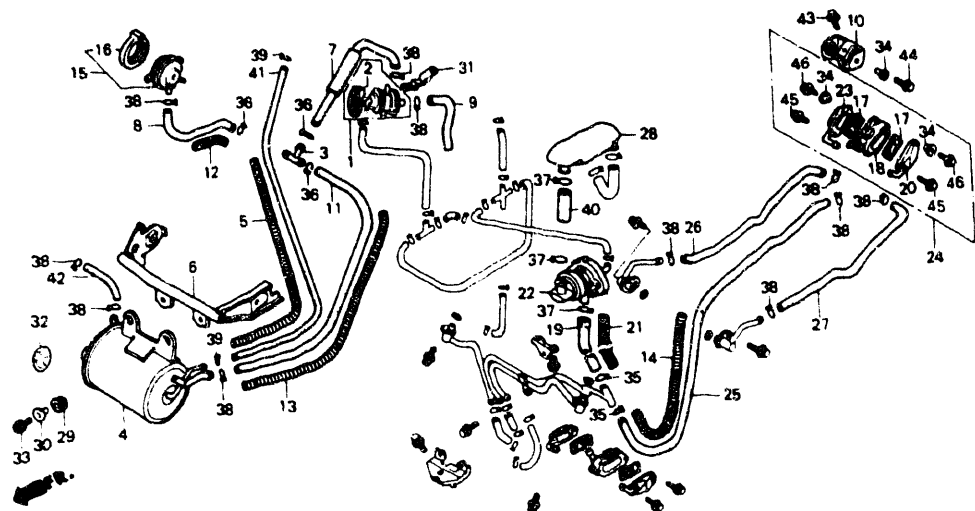
VF700C'87 ENGINE NO.; RC21E-2300015 TO 2304999
VF700C'87 FRAME NO.; RC211-HM300006 TO HM300514
VF700C'87 ENGINE NO.; RC21E-2300020 TO 2303889
VF700C'87 FRAME NO.; RC211-HA305003 TO HA311015

VF700C'87			A R E A C O D E	Q T Y R E Q				
Ref. No.	BLOCK NO.	F-31			FRAME SERIAL NUMBER		PART NUMBER	HONDA CODE
	DESCRIPTION				FROM	TO		
15	SPANNER, 8MM			-----	-----	1	99001-08000	0342766
16	OPEN END WRENCH 10X12			-----	-----	1	99001-10120	0187559
17	OPEN END WRENCH 14X17			-----	-----	1	99001-14170	0187567
18	PLIERS, 135			-----	-----	1	99002-13500	0069252
19	DRIVER 1, PLUS SCREW (NO.2)			-----	-----	1	99003-10000	0052423
20	DRIVER 3, MINUS SCREW (NO.2)			-----	-----	1	99003-30000	0052449
21	GRIP			-----	-----	1	99003-50000	0052464
22	HANDLE, EYE WRENCH, 120MM			-----	-----	1	99006-12000	0270496
23	WRENCH, EYE, 22MM			-----	-----	1	99006-22000	0268227
24	WRENCH, EYE, 27MM			-----	-----	1	99006-27000	1311539

CONTENTS

TITLE	PAGE	GRID
AIR CLEANER	92	F7
AIR SUCTION VALVE	49	C12
ALTERNATOR	18	B9
BATTERY	89	F5
BRAKE CALIPER, FR.	71	E8
BRAKE PANEL, RR.	75	E10
CAM CHAIN	10	B5
CAMSHAFT	8	B4
CANISTER	122	G10
CARBURETOR (ASSY.)	44	C10
CARBURETOR (COMPONENTS)	47	C11
CLUTCH	14	B7
CLUTCH MASTER CYLINDER	64	E5
CRANKCASE COVER, R.	12	B6
CRANKSHAFT	30	C3
CROSS SHAFT	42	C9
CYLINDER BLOCK	26	C1
CYLINDER HEAD COVER	2	B1
CYLINDER HEAD, FR.	3	B1
CYLINDER HEAD, RR.	6	B3
EXHAUST MUFFLER	94	F8
FENDER, FR.	68	E7
FENDER, RR.	104	G1
FINAL DRIVEN GEAR	79	E12
FORK, FR.	69	E7
FR. BRAKE MASTER CYLINDER	62	E4
FRAME	116	G7
FUEL TANK	84	F3
GASKET KIT A	52	D2
GASKET KIT B	53	D2
GEARSHIFT DRUM	38	C7
HANDLEBAR	66	E6
HEADLIGHT	56	E1
OIL PAN	23	B11
PEDAL	96	F9
PULSE GENERATOR	16	B8
RADIATOR	112	G5
SEAT	87	F4
SHOCK ABSORBER	102	F12
SIDE COVER	88	F5
SPEEDOMETER	58	E2
STARTING MOTOR	22	B11
STEERING STEM	67	E6
STEP	98	F10
SWINGARM Y-	100	F11
SWITCH	60	E3
TACHOMETER	58	E2
TAILLIGHT	108	G3
TOOLS	120	G9
TRANSMISSION	36	C6
TURN SIGNAL	106	G2
WATER PIPE	40	C8
WATER PUMP	20	B10
WHEEL, FR.	73	E9
WHEEL, RR.	77	E11
WIRE HARNESS	110	G4

CANISTER



"CAUTION OR WARNING LABELS MUST BE ORDERED SEPARATELY WHEN APPLICABLE"

BMN015

VF700C'87

Ref. No.	BLOCK NO. DESCRIPTION	F-32	AREA CODE	FRAME SERIAL NUMBER		QTY REQ	PART NUMBER	HONDA CODE
				FROM	TO			
15	VALVE COMP., PURGE CONTROL	AC	-----	-----	-----	1	17440-MN0-680	2524734
16	RUBBER, PURGE CONTROL VALVE MOUNTING	AC	-----	-----	-----	1	17451-ME5-760	1557156
17	VALVE COMP., REED	AC	-----	-----	-----	2	18601-MG9-005	1524388
18	BODY COMP., AIR SUCTION VALVE	AC	-----	-----	-----	1	18610-MN0-680	2524981
19	TUBE, AIR INJECTION CONTROL VALVE	AC	-----	-----	-----	1	18613-MN0-680	2524999
20	COVER COMP., AIR SUCTION VALVE (A)	AC	-----	-----	-----	1	18620-MN0-680	2525004
21	WIRE, TUBE GUARD	AC	-----	-----	-----	1	18627-MN0-680	2525020
22	VALVE ASSY., AIR INJECTION CONTROL	AC	-----	-----	-----	1	18650-MK3-783	2480960
23	COVER COMP. C, AIR SUCTION VALVE .	AC	-----	-----	-----	1	18660-MN0-680	2525053
24	VALVE ASSY., RR. AIR SUCTION	AC	-----	-----	-----	1	18700-MN0-680	2525087
25	TUBE A, RR. AIR	AC	-----	-----	-----	1	18741-MN0-680	2525095
26	TUBE B, RR. AIR	AC	-----	-----	-----	1	18742-MN0-680	2525103
27	TUBE, RR. AIR (C)	AC	-----	-----	-----	1	18743-MN0-680	2525111
28	TANK, AIR INTAKE CONTROL CHAMBER .	AC	-----	-----	-----	1	18750-MN0-680	2525129
29	RUBBER, CANISTER MOUNTING	AC	-----	-----	-----	2	19051-MB4-880	1781509
30	COLLAR, CANISTER MOUNTING	AC	-----	-----	-----	2	19052-MB4-880	1781517
31	STAY, AIR SUCTION VALVE SETTING ..	AC	-----	-----	-----	1	50246-MN0-680	2527125
32	LABEL, JACK UPPER WARNING	AC	-----	-----	-----	1	87200-MB1-870	1777168
33	BOLT, FLANGE SOCKET, 6X25	AC	-----	-----	-----	2	90097-MB4-880	1782614
34	COLLAR, SIDE COVER SETTING	AC	-----	-----	-----	4	90522-KF0-000	1420439
35	CLIP, TUBE (B16)	AC	-----	-----	-----	2	90643-MK3-781	2295137
36	CLIP B12.5, TUBE	AC	-----	-----	-----	3	90651-MK3-780	2248326
37	CLIP, TUBE (B20)	AC	-----	-----	-----	3	90653-MK3-780	2257624
38	CLIP, TUBE, (B14)	AC	-----	-----	-----	11	90654-MK3-780	2292597
39	CLIP, TUBE, B8	AC	-----	-----	-----	2	95002-02080	0250647
40	TUBE, 12X45	AC	-----	-----	-----	1	95005-12045-1F	2528982
41	TUBE, 4.5X610 (BULK HOSE: 95005-45008-10M)	AC	-----	-----	-----	1	95005-45610-21	2529055
42	TUBE, 8X100 (BULK HOSE: 95005-80008-10M)	AC	-----	-----	-----	1	95005-80100-22	2529063
43	BOLT, FLANGE, 6X10	AC	-----	-----	-----	1	95700-06010-08	0344952
	BOLT, FLANGE, 6X10	AC	-----	-----	-----	1	95701-06010-08	2204709

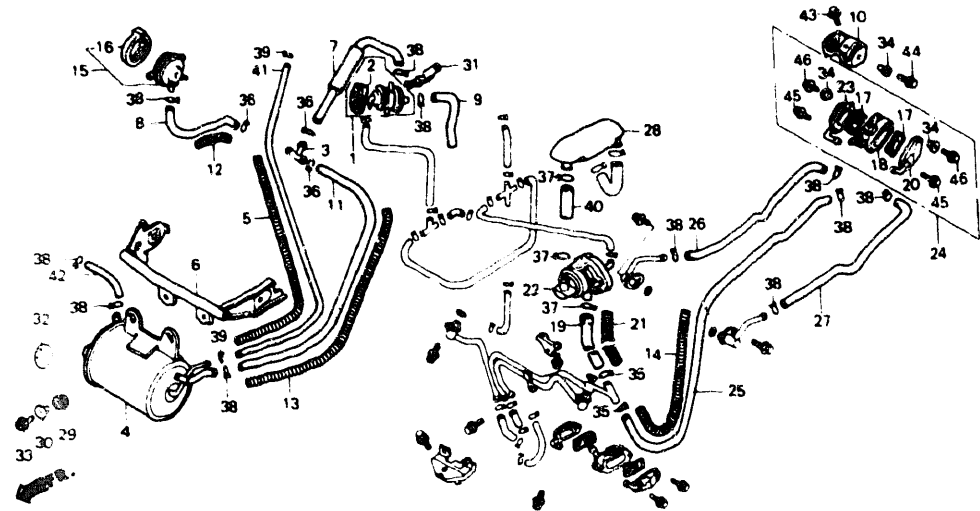
CONTENTS

TITLE	PAGE	GRID
AIR CLEANER	92	F7
AIR SUCTION VALVE	49	C12
ALTERNATOR	18	B9
BATTERY	89	F5
BRAKE CALIPER, FR.	71	E8
BRAKE PANEL, RR.	75	E10
CAM CHAIN	10	B5
CAMSHAFT	8	B4
CANISTER	122	G10
CARBURETOR (ASSY.)	44	C10
CARBURETOR (COMPONENTS)	47	C11
CLUTCH	14	B7
CLUTCH MASTER CYLINDER	64	E5
CRANKCASE COVER, R.	12	B6
CRANKSHAFT	30	C3
CROSS SHAFT	42	C9
CYLINDER BLOCK	26	C1
CYLINDER HEAD COVER	2	B1
CYLINDER HEAD, FR.	3	B1
CYLINDER HEAD, RR.	6	B3
EXHAUST MUFFLER	94	F8
FENDER, FR.	68	E7
FENDER, RR.	104	G1
FINAL DRIVEN GEAR	79	E12
FORK, FR.	69	E7
FR. BRAKE MASTER CYLINDER	62	E4
FRAME	116	G7
FUEL TANK	84	F3
GASKET KIT A	52	D2
GASKET KIT B	53	D2
GEARSHIFT DRUM	38	C7
HANDLEBAR	66	E6
HEADLIGHT	56	E1
OIL PAN	23	B11
PEDAL	96	F9
PULSE GENERATOR	16	B8
RADIATOR	112	G5
SEAT	87	F4
SHOCK ABSORBER	102	F12
SIDE COVER	88	F5
SPEEDOMETER	58	E2
STARTING MOTOR	22	B11
STEERING STEM	67	E6
STEP	98	F10
SWINGARM Y-	100	F11
SWITCH	60	E3
TACHOMETER	58	E2
TAILLIGHT	108	G3
TOOLS	120	G9
TRANSMISSION	36	C6
TURN SIGNAL	106	G2
WATER PIPE	40	C8
WATER PUMP	20	B10
WHEEL, FR.	73	E9
WHEEL, RR.	77	E11
WIRE HARNESS	110	G4

VF700C'87 ENGINE NO.; RC21E-2300015 TO 2304999
VF700C'87 FRAME NO.; RC210-HM300007 TO HM303508
VF700C'87 ENGINE NO.; RC21E-2300020 TO 2303889
VF700C'87 FRAME NO.; RC210-HA305001 TO HA310415

VF700C'87 ENGINE NO.; RC21E-2300015 TO 2304999
VF700C'87 FRAME NO.; RC211-HM300006 TO HM300514
VF700C'87 ENGINE NO.; RC21E-2300020 TO 2303889
VF700C'87 FRAME NO.; RC211-HA305003 TO HA311015

CANISTER



"CAUTION OR WARNING LABELS MUST BE ORDERED SEPARATELY WHEN APPLICABLE" BMN015

VF700C'87		A R E A C O D E	F R A M E S E R I A L N U M B E R F R O M T O	Q T Y R E Q	P A R T N U M B E R	H O N D A C O D E
Ref. No.	BLOCK NO. F-32 DESCRIPTION					
44	BOLT, FLANGE, 6X20	AC	-----	2	95700-06020-08	0340331
	BOLT, FLANGE, 6X20	AC	-----	2	95701-06020-08	2374759
45	BOLT, FLANGE, 6X20	AC	-----	2	96001-06020-00	2529154
46	BOLT, FLANGE, 6X30	AC	-----	2	96001-06030-00	2537041

124 © AMERICAN HONDA MOTOR CO. LTD. 1993

VF700C'87 ENGINE NO.; RC21E-2300015 TO 2304999

VF700C'87 FRAME NO.; RC210-HM300007 TO HM303508

VF700C'87 ENGINE NO.; RC21E-2300020 TO 2303889

VF700C'87 FRAME NO.; RC210-HA305001 TO HA310415

VF700C'87 ENGINE NO.; RC21E-2300015 TO 2304999

VF700C'87 FRAME NO.; RC211-HM300006 TO HM300514

VF700C'87 ENGINE NO.; RC21E-2300020 TO 2303889

VF700C'87 FRAME NO.; RC211-HA305003 TO HA311015

G11

VF700C'87		A R E A C O D E			Q T Y R E Q			
Ref. No.	BLOCK NO.		F-32	FRAME SERIAL NUMBER		PART NUMBER	HONDA CODE	
	DESCRIPTION			FROM				TO

CONTENTS

TITLE	PAGE	GRID
AIR CLEANER	92	F7
AIR SUCTION VALVE	49	C12
ALTERNATOR	18	B9
BATTERY	89	F5
BRAKE CALIPER, FR.	71	E8
BRAKE PANEL, RR.	75	E10
CAM CHAIN	10	B5
CAMSHAFT	8	B4
CANISTER	122	G10
CARBURETOR (ASSY.)	44	C10
CARBURETOR (COMPONENTS)	47	C11
CLUTCH	14	B7
CLUTCH MASTER CYLINDER	64	E5
CRANKCASE COVER, R.	12	B6
CRANKSHAFT	30	C3
CROSS SHAFT	42	C9
CYLINDER BLOCK	26	C1
CYLINDER HEAD COVER	2	B1
CYLINDER HEAD, FR.	3	B1
CYLINDER HEAD, RR.	6	B3
EXHAUST MUFFLER	94	F8
FENDER, FR.	68	E7
FENDER, RR.	104	G1
FINAL DRIVEN GEAR	79	E12
FORK, FR.	69	E7
FR. BRAKE MASTER CYLINDER	62	E4
FRAME	116	G7
FUEL TANK	84	F3
GASKET KIT A	52	D2
GASKET KIT B	53	D2
GEARSHIFT DRUM	38	C7
HANDLEBAR	66	E6
HEADLIGHT	56	E.
OIL PAN	23	B11
PEDAL	96	F9
PULSE GENERATOR	16	B8
RADIATOR	112	G5
SEAT	87	F4
SHOCK ABSORBER	102	F12
SIDE COVER	88	F5
SPEEDOMETER	58	E2
STARTING MOTOR	22	B11
STEERING STEM	67	E6
STEP	98	F10
SWINGARM Y-	100	F11
SWITCH	60	E3
TACHOMETER	58	E2
TAILLIGHT	108	G3
TOOLS	120	G9
TRANSMISSION	36	C6
TURN SIGNAL	106	G2
WATER PIPE	40	C8
WATER PUMP	20	B10
WHEEL, FR.	73	E9
WHEEL, RR.	77	E11
WIRE HARNESS	110	G4

Part Number Index

Part Number	Grid	Page	Part Number	Grid	Page	Part Number	Grid	Page
(0)			12361-300-000 E12	79		13228-MB0-891 C5	35	
061A1-MN0-000 D2	52		12361-371-980 E12	79		13228-MB0-892 C5	35	
061B1-MN0-000 D2	53		12391-MB6-680 B1	2		13300-MB1-871 C5	35	
				D2	52	13314-MB0-013 C5	35	
(1)			12392-MJ0-000 B1	2		13315-MB0-013 C5	35	
			12392-MK3-770 B1	2		13316-MB0-013 C5	35	
				D2	52	13317-MB0-013 C5	35	
11000-MN0-000 C1	26		13011-MN0-305 C4	33		13318-MB0-013 C5	35	
11140-MB0-000 C1	26		13011-MN0-306 C4	33		13324-MB0-890 C5	35	
11207-MB0-000 C1	26		13021-MN0-305 C4	33		13325-MB0-890 C5	35	
11210-MN0-000 B11	23		13021-MN0-306 C4	33		13326-MB0-890 C5	35	
11315-MB0-010 B11	23		13031-MN0-305 C4	33		13327-MB0-890 C5	35	
	D2	53	13031-MN0-306 C4	33		13327-MB0-891 C5	35	
11331-MN0-000 B6	12		13041-MN0-305 C4	33		13328-MB0-890 C5	35	
11331-MN0-010 B6	12		13041-MN0-306 C4	33		14111-MN0-000 B4	8	
11332-ML7-670 B6	12		13051-MN0-305 C4	33		14121-MN0-000 B4	8	
11340-MK3-000 B10	20		13051-MN0-306 C4	33		14131-MN0-000 B4	8	
11340-MK3-305 B10	20		13101-MN0-000 C4	33		14141-MN0-000 B4	8	
11342-MK3-010 C9	42		13102-MN0-305 C4	33		14321-MN0-000 B5	10	
11343-MN0-000 B10	20		13103-MN0-305 C4	33		14401-MB0-003 B5	10	
11370-MK3-000 B10	20		13104-MN0-305 C4	33		14510-MB0-873 B5	10	
11394-MB0-000 B6	12		13105-MN0-305 C4	33		14510-MB0-874 B5	10	
	D2	53	13111-GK8-000 B8	16		14514-MB0-000 B5	10	
11394-MB0-306 B6	12		13111-GS7-000 B8	16		14515-MB0-010 B5	10	
	D2	53	13111-MB0-000 C4	33		14520-MN0-000 B5	10	
11631-MN0-000 B9	18		13111-MT3-000 C4	33		14521-MB0-020 B5	10	
11636-MB0-000 B9	18		13111-122-000 B8	16		14522-MN0-000 B5	10	
	D2	53	13201-MB1-870 C4	33		14525-MB0-020 B5	10	
11636-MB0-306 B9	18		13202-MB1-870 C4	33		14526-MB0-000 B5	10	
	D2	53	13203-MB1-870 C4	33		14530-MB0-000 B5	10	
11641-MN0-000 B9	18		13204-MB1-870 C4	33		14533-MB0-000 B5	10	
11642-MB0-000 B9	18		13204-689-004 C4	33		14540-MB0-870 B5	11	
	D2	53	13205-MB1-870 C4	33		14541-MB0-000 B5	11	
12010-MN0-000 B1	3		13205-634-010 C4	33		14550-MB0-871 B5	11	
12010-MN0-680 B1	3		13206-MB1-870 C4	33		14560-MB0-872 B5	11	
12020-MN0-000 B3	6		13207-MB1-870 C4	33		14560-MB0-873 B5	11	
12020-MN0-680 B3	6		13208-MB1-870 C4	33		14611-MN0-000 B4	8	
12204-MB0-405 B1	3		13209-MB1-870 C4	33		14631-MB6-680 B4	8	
	B3	6	13210-MB1-870 C4	33		14641-MF2-711 B4	8	
12204-MS2-305 B1	3		13213-422-004 C4	33		14644-MF2-710 B4	8	
	B3	6	13224-MB0-003 C4	33		14711-MN0-000 B4	8	
12209-422-005 B4	8		13224-MB0-305 C4	33		14721-MB2-000 B4	8	
	D2	52	13224-MB0-891 C5	35		14751-MB1-871 B4	8	
12230-MB0-010 B1	3		13224-MB0-892 C5	35		14761-MB1-871 B4	8	
	B3	6	13225-MB0-003 C5	35		14771-MB6-000 B4	8	
12240-MN0-000 B1	3		13225-MB0-891 C5	35		14775-422-000 B4	8	
12251-MN0-000 B1	3		13225-MB0-892 C5	35		14776-MB0-770 B4	8	
	B3	6	13226-MB0-003 C5	35		14781-MB4-000 B4	9	
	D2	52	13226-MB0-891 C5	35		15100-MB0-010 B11	23	
12311-MN0-000 B1	2		13226-MB0-892 C5	35		15131-MB0-000 B7	14	
12321-MN0-000 B1	2		13227-MB0-003 C5	35		15134-MB0-010 B11	23	
12341-MK3-770 B1	2		13227-MB0-891 C5	35		15136-MB0-003 B11	23	
12361-035-000 E12	79		13227-MB0-892 C5	35		15151-MN0-000 B11	23	
			13228-MB0-003 C5	35		15153-MB0-000 B11	23	

Part Number Index

Part Number	Grid	Page	Part Number	Grid	Page	Part Number	Grid	Page	
15154-425-000 B11	23		16104-MN0-014 C10	45		17251-MN0-300 F7	92		
15220-MB0-010 B11	23		16104-MN0-682 C10	45		17255-MN0-000 F7	92		
15410-MJ0-003 B11	23		16107-KM3-702 C11	47		17256-MN0-000 F7	92		
15410-MJ0-004 B11	23		16107-MN0-004 C11	47		17257-MN0-000 F7	92		
15511-MB0-000 B11	23		16111-MN0-004 C11	47		17258-MN0-000 F7	92		
15611-MB0-000 B6	12		16111-MN0-014 C11	47		17300-MN0-681 G10	122		
15650-MN0-000 B6	12		16131-MB0-701 C12	48		17305-MJ4-771 G10	122		
15772-551-000 F7	92		16131-MB0-771 C12	48		17359-KG4-000 F7	92		
15772-551-680 F7	92		16131-MB1-871 C12	48		17373-399-760 G10	122		
16010-MN0-004 C11	47		16141-MN0-004 C10	45		17410-MN0-681 G10	122		
16010-MN2-631 C11	47		16144-MK3-781 C10	45		17414-MN0-680 G10	122		
16011-MN0-014 C11	47		16151-MB0-771 C12	48		17415-MK3-780 F3	84		
16013-ML7-004 C11	47		16163-MB3-671 C10	45		17415-MN0-680 G10	122		
16015-MB0-871 C11	47		16165-MN0-004 C12	48		17416-MN0-680 G10	122		
16015-MN2-631 C11	47		16178-MB0-671 C12	48		17418-MN0-680 G10	122		
16016-MF5-671 C11	47		16179-MB6-671 C10	45		17419-MN0-680 G10	122		
16017-MB0-672 C10	44		16179-ML4-651 C10	45		17420-MN0-680 G10	122		
16018-MK3-771 C10	44		16180-MB2-881 C10	45		17421-MN0-680 G10	122		
16019-MB0-671 C10	44		16186-MN0-681 C10	45		17422-MN0-680 G10	122		
16022-MB1-771 C10	44		16188-MN0-004 C10	45		17423-MN0-680 G10	122		
16025-MK3-771 C10	44		16188-MN0-681 C10	45		17424-MN0-680 G10	122		
16026-MB0-671 C10	44		16191-MN0-681 C10	45		17440-MN0-680 G10	123		
16027-MB2-004 C10	44		16192-MN0-681 C10	45		17451-ME5-760 G10	123		
16027-MK3-781 C10	44		16193-MN0-681 C10	45		17504-MN0-000 F3	84		
16028-MK3-781 C10	44		16194-MN0-681 C10	45		17520-MN0-000ZA . . . F3	84		
16029-MB0-671 C10	44		16195-MN0-681 C11	46		17520-MN0-000ZB . . . F3	84		
16031-MK3-771 C10	44		16198-MN0-004 C11	46		17520-MN0-680ZA . . . F3	84		
16032-MB0-671 C10	44		16199-MB1-881 C11	46		17520-MN0-680ZB . . . F3	84		
16035-MB0-671 C10	44		16199-MB4-621 C11	46		17531-MN0-300ZA . . . F3	84		
16037-KM3-751 C11	47		16199-MN0-004 C11	46		17531-MN0-300ZB . . . F3	84		
16042-MB1-771 C10	44		16199-MN0-681 C11	46		17532-MN0-300ZA . . . F3	85		
16046-MG9-681 C11	47		16211-MB0-000 B1	3		17532-MN0-300ZB . . . F3	85		
16047-MB0-671 C10	44			B3	6	17551-MN0-000 F7	92		
16047-MB0-771 C10	44		16214-MB0-000 B1	3		17553-MK3-000 F7	92		
16048-MK3-771 C11	47			B3	6	17555-MN0-000 F7	92		
16050-MB0-671 C11	47		16219-MB0-770 B1	3		17613-MA5-771 F3	85		
16052-MB0-671 C11	46			B3	6	17620-MB1-033 F3	85		
	C11	47	16223-KS5-000 B1	3		17620-ME5-761 F3	85		
16053-MB0-671 C10	45			B3	6	17724-102-700 F7	93		
16080-MB0-671 C10	45		16950-MN0-003 F3	84		17910-MN0-000 E3	60		
16090-MK3-004 C10	45		16952-MA4-671 F3	84		17920-MN0-000 E3	60		
16100-MN0-004 C10	45		16958-397-771 F3	84		17950-MN0-000 E3	60		
16100-MN0-014 C10	45		16959-MN0-000 F3	84		17962-KE8-701 E3	60		
16100-MN0-682 C10	45		16970-MN0-003 F3	84		18100-MN0-003 F8	94		
16101-MN0-004 C10	45		17191-MN5-740 C10	45		18100-MN0-013 F8	94		
16101-MN0-014 C10	45		17201-MG9-000 C12	49		18200-MN0-003 F8	94		
16101-MN0-682 C10	45		17204-MG9-950 C12	49		18200-MN0-013 F8	94		
16102-MN0-004 C10	45		17208-GR2-000 G3	108		18231-MB0-000 F8	94		
16102-MN0-014 C10	45		17210-MN0-003 F7	92		18291-MN5-650 D2	52		
16102-MN0-682 C10	45		17215-MN0-000 F7	92			F8	94	
16103-MN0-004 C10	45		17230-MN0-000 F7	92		18291-216-000 D2	52		
16103-MN0-014 C10	45		17231-MN0-300 F7	92			F8	94	
16103-MN0-682 C10	45		17232-MN0-300 F7	92		18293-GS9-000 F8	94		
16104-MN0-004 C10	45		17251-KE8-690 G3	108		18293-MN0-000 F8	94		

Part Number Index

Part Number	Grid	Page	Part Number	Grid	Page	Part Number	Grid	Page
18315-MN0-000	F8	94	19101-MN0-000	G5	112	21325-MB0-770	C9	42
18316-MN0-000	F8	94	19104-MB0-700	G5	112	21371-MB0-000	C9	42
18320-MN0-003	F8	94	19105-MN0-000	G5	112	21377-MB0-770	C9	42
18365-MN0-000	F8	94	19107-MN0-000	G5	113	21378-MB0-770	C9	42
18370-MN0-003	F8	95	19108-MN0-000	G5	113	21379-MB0-770	C9	42
18373-ML4-003	F8	95	19110-MN0-000	G5	113	21380-MB0-770	C9	42
18374-ML4-003	F8	95	19111-MN0-000	G5	113	21381-MB0-770	C9	42
18391-ML8-000	F8	95	19113-MB0-000	G5	113	21382-MB0-770	C9	43
18391-110-000	F8	95	19114-MB0-000	G5	113	21383-MB0-770	C9	43
18420-MN0-003	F8	95	19115-MN0-000	G5	113	21384-MB0-770	C9	43
18421-MK3-000	F8	95	19200-MB4-010	B10	20	21385-MB0-770	C9	43
18422-MK3-000	F8	95	19220-MB4-000	B10	20	22100-MN0-000	B7	14
18465-MN0-000	F8	95	19226-MB0-000	B10	20	22116-MB0-000	B7	14
18470-MN0-003	F8	95		D2	53	22120-MN0-000	B7	14
18600-MN0-680	C12	49	19300-MB0-003	C8	40	22201-MB0-003	B7	14
18601-MG9-005	C12	49	19311-MB1-000	C8	40	22201-MM5-000	B7	14
	G10	123	19315-MB0-770	C8	40	22321-MG8-000	B7	14
18610-MN0-680	C12	49	19502-MB4-000	C8	40	22321-283-000	B7	14
	G10	123	19503-ML0-003	C8	40	22350-MK3-770	B7	14
18613-MN0-680	G10	123		G5	113	22366-KE8-000	B7	14
18614-MK3-780	C12	49		G7	116	22401-MB0-000	B7	14
18615-MK3-780	C12	49	19504-MB0-000	C8	40	22850-MB0-000	B7	14
18616-MK3-780	C12	49	19507-MB0-000	C8	40	22860-MB0-770	B10	20
18620-MN0-680	C12	49	19508-MN0-000	C8	40	22862-MB0-307	B10	20
	G10	123	19509-MN0-000	C8	40	22862-MB0-770	B10	20
18625-MN0-680	C12	49	19511-MB4-680	C8	40	22863-MB0-003	B10	20
18627-MN0-680	G10	123	19512-MN0-000	C8	40	22864-MB0-003	B10	20
18640-MN0-680	C12	49	19513-MF5-000	G5	113	22865-MB0-003	B10	20
18644-MK3-780	C12	49	19513-MM4-003	G5	113	22866-MF2-711	B10	20
18650-MK3-783	G10	123	19514-ME9-003	C8	40		C8	41
18654-MN0-680	C12	49	19516-ML7-691	C8	40	22880-MN0-006	E5	64
18660-MN0-680	C12	49		G5	113	22880-MN0-016	E5	64
	G10	123		G7	116	22884-MB0-006	E5	64
18670-MN0-680	C12	49	19517-ML7-691	G5	113	22885-MB0-006	E5	64
18680-MN0-680	C12	49	19520-MN0-000	C8	40	22886-MB0-305	E5	64
18700-MN0-680	G10	123	19524-MB0-000	C8	40	22900-MN0-003	E5	64
18741-MN0-680	G10	123	19526-MN0-000	C8	40	23103-MB0-871	B7	14
18742-MN0-680	G10	123	19530-MN0-000	C8	41	23200-MN0-000	C9	43
18743-MN0-680	G10	123	19534-MB2-000	C8	41	23211-MN0-000	C6	36
18750-MN0-680	G10	123	19536-MB0-000	C8	41	23212-MB0-010	C6	36
18751-MN0-680	D1	50	19551-MN0-000	G5	113	23421-MN0-000	C6	36
19010-MN0-003	G5	112	19552-MN0-000	G5	113	23431-MN0-000	C6	36
19015-MN0-003	G5	112				23441-MB0-000	C6	36
19020-MG8-003	G5	112				23442-MB0-000	C6	36
19030-MN0-004	G5	112	(2)			23461-MB0-000	C6	36
19030-MN0-014	G5	112				23462-MB0-000	C6	36
19030-MN0-024	G5	112	21100-MN0-000	C9	42	23471-MB0-000	C6	36
19032-MN0-000	G5	112	21200-MN0-000	C9	42	23481-MB0-000	C6	36
19033-MN0-000	G5	112	21291-MB0-770	C9	42	23491-MK3-000	C6	36
19045-MB0-702	G5	112	21301-MB0-000	C9	42	23495-MB0-000	C6	36
19051-MB4-880	G10	123	21321-MB0-770	C9	42	23501-MN0-000	C6	36
19051-MN0-000	G5	112	21322-MB0-770	C9	42	23511-MK3-000	C6	36
19052-MB4-880	G10	123	21323-MB0-770	C9	42	23512-MB0-000	C6	36
19060-MN0-003	G5	112	21324-MB0-770	C9	42	23521-MN0-000	C6	37

Part Number Index

Part Number	Grid	Page	Part Number	Grid	Page	Part Number	Grid	Page
24211-MB4-830	C7	38	31201-MG8-008	B11	22	33491-MN0-003	G2	106
24212-MN0-000	C7	38	31204-MA6-000	B11	22	33600-MN0-003	G2	106
24213-MB4-830	C7	38	31205-MB0-000	B11	22	33605-MN0-003	G2	106
24261-MK3-770	C7	38	31206-MG8-008	B11	22	33650-MN0-003	G2	107
24300-MB0-870	C7	38	31207-179-711	B11	22	33655-MN0-003	G2	107
24302-MB1-870	C7	38	31211-MB0-000	B10	20	33690-MK7-671	G2	107
24305-MB6-000	C7	38	31500-MN2-672	F5	89	33701-MN0-003	G3	108
24320-MB0-000	C7	38	31500-413-722	F5	89	33702-MN0-003	G3	108
24321-MB0-000	C7	38	31500-413-942	F5	89	33704-MN0-003	G3	108
24420-MB0-000	C7	38	31500-460-677	F5	89	33707-MN0-003	G3	108
24430-MB0-000	C7	38	31600-MN0-008	F5	89	33720-MN0-003	G3	108
24432-413-000	C7	38	31700-124-003	G4	110	33721-MN0-003	G3	108
24434-MB0-000	C7	38	31700-124-008	G4	110	33722-MB1-013	G3	108
24435-MB0-000	C7	38	32100-MN0-000	G4	110	33727-MB1-003	G3	108
24436-MB1-000	C7	38	32161-367-690	E3	60	33729-MB1-003	G3	108
24610-MB0-000	C7	39	32161-393-003	F7	93	33740-KR3-671	E7	69
24641-MB0-010	C7	39	32161-404-000	E1	56	33741-MC7-612	G3	108
24651-MB1-000	C7	39		F5	89	33742-MN0-003	G1	104
24652-259-000	C7	39	32172-GJ1-003	G1	104	34616-568-671	G3	108
24700-MN0-000	F9	96	32173-MN0-000	G7	116	34901-MC7-601	E1	57
24705-MK3-000	F9	96	32222-MN0-000	G4	110	34901-MC7-601AH	E1	57
24706-MK3-770	F9	96	32401-MN0-000	F5	89	34902-500-003	G3	108
24720-MN0-000	F9	96	32402-MN0-000	F5	89	34905-268-671	G2	107
24721-MN0-000	F9	96	32411-MN0-000	F5	89	34905-425-671	G2	107
24724-422-000	F9	96	32411-230-000	F5	89	34906-MG9-771	G3	109
24725-MK3-000	F9	96	32411-253-000	F5	89	34908-KM1-671	E2	58
24781-KR3-770	F9	96	32412-471-000	F5	89	34908-MB9-871	E2	58
28101-MB0-000	B8	16	32414-MK3-000	F5	89	34908-MG9-951	E2	58
28110-MB0-010	B8	16	32601-MN0-000	F6	90	34908-272-000	G3	108
28115-MN0-000	B8	16	32906-061-000	C1	26	34909-505-003	G3	108
28120-MN0-000	B8	16	33100-MK7-671	E1	56	34909-505-610	G3	109
28125-516-030	B8	16	33101-MK7-671	E1	56	35010-MN0-000	G7	116
28126-415-000	B8	16	33102-MK7-671	E1	56	35010-MN0-010	G7	116
			33103-MK7-671	E1	56	35010-MN0-680	G7	116
(3)			33104-MK7-671	E1	56	35100-MN0-003	G7	116
30300-MN0-154	B8	16	33105-MK7-671	E1	56	35100-MN2-673	F5	89
30300-MN0-164	B8	16	33106-MK7-671	E1	56	35121-KW3-771	G7	116
30301-MB0-000	B6	12	33107-MK7-671	E1	56	35121-MA6-811	G7	116
30410-MN0-003	F5	89	33108-MK7-671	E1	56	35122-KW3-771	G7	116
30506-MN0-000	G4	110	33117-415-003	E1	56	35122-MA6-811	G7	116
30507-MN0-000	G4	110	33120-MK7-671	E1	56	35130-MN0-000	E3	60
30510-KT7-003	G4	110	33128-471-003	E1	56	35152-KE8-703	E3	60
30520-ML7-000	G4	110	33136-111-671	E1	56	35200-MN0-003	E3	60
30751-MN0-000	G4	110	33180-MJ0-000	E1	56	35204-KE8-702	E3	60
30752-MN0-000	G4	110	33180-MJ0-010	E1	57	35330-MB0-003	E5	64
30753-MN0-000	G4	110	33400-MN0-003	G2	106	35340-MA5-671	E4	62
30754-MN0-000	G4	110	33401-MK7-672	G2	106	35340-ML7-000	E4	62
31100-MN0-004	B9	18	33402-MK7-671	G2	106	35340-MM5-600	E4	62
31110-MN0-004	B9	18	33405-MN0-003	G2	106	35350-MK3-000	F9	96
31120-MN0-004	B9	18	33407-MK7-671	G2	106	35350-MK3-010	F9	96
31130-MB4-000	B9	18	33450-MN0-003	G2	106	35350-MK3-405	F9	96
31200-MN0-008	B11	22	33452-MK7-671	G2	106	35357-425-610	F9	96
			33455-MN0-003	G2	106	35500-MJ4-014	C1	26
			33490-MN0-003	G2	106	35500-MJ4-024	C1	26

Part Number Index

Part Number	Grid	Page	Part Number	Grid	Page	Part Number	Grid	Page
35759-MN0-003	B9	18	41305-MB4-770	E12	79	42753-MN0-003	E11	77
35850-MK3-671	F6	90	41306-MB0-010	E12	79	42753-MN0-004	E11	77
35851-MF5-751	F6	90	41306-ME5-305	E12	79	42753-VM0-003	E9	73
35855-MG7-751	F6	90	41310-MB1-305	E12	79	42754-MN0-000	E12	78
35856-MF5-751	F6	90	41311-MN0-305	E12	79	431A0-MB4-305	E9	72
36043-657-000	G5	113	41321-ME5-770	E12	79		E9	73
37100-MN0-008	E2	58	41324-MB0-010	E12	79	43100-MN0-000	E10	75
37101-MN0-008	E2	58	41331-MB0-000	E12	79	43102-319-000	E10	75
37105-MN0-008	E2	58	41332-415-000	E12	79	43105-MB4-007	E8	71
37106-MN0-008	E2	58	41333-415-000	E12	79	43105-MB6-008	E8	71
37120-MN0-008	E2	58	41410-ME5-000	E12	79	43106-222-300	E10	75
37200-MN0-008	E2	58	41433-MB0-010	F1	80	43120-MJ1-006	E10	75
37204-MN0-008	E2	58	41436-MB0-310	F1	80	43134-300-000	E10	75
37205-MN0-008	E2	58	41437-MB0-310	F1	80	43141-MB0-000	E10	75
37215-KM1-670	E2	58	41438-MB0-310	F1	80	43145-ME5-000	E10	75
37216-GJ8-701	E2	58	41450-MG8-000	F1	80	43151-346-000	E10	75
37220-KR3-671	E2	58	41451-MG8-000	F1	80	43352-568-003	E8	71
37250-MN0-008	E2	58	41452-MG8-000	F1	80	43353-461-771	B10	20
37254-MN0-008	E2	59	41453-MG8-000	F1	80		C8	41
37600-MN0-008	E2	59	41454-MG8-000	F1	80		E8	71
37601-MN0-008	E2	59	41455-MG8-000	F1	80	43410-ME5-000	E10	75
37604-MN0-008	E2	59	41456-MG8-000	F1	80	43410-ME5-405	E10	75
37617-MN0-008	E2	59	41460-371-000	C6	37	43431-MN0-000	F11	100
37750-PC1-004	C8	41	41510-MB0-003	F1	80	43434-286-000	E10	75
37760-MB2-901	G5	113	41530-MB0-000	F1	80	43451-MN0-000	F9	96
38120-MN0-008	G7	116	41531-MB0-000	F1	80	44301-MN0-000	E9	73
38200-MN0-005	F6	90	41532-MB0-000	F1	80	44311-MN0-000	E9	73
38202-MK3-015	F6	90	41533-MB0-000	F1	80	44620-MB0-000	E9	73
38215-MK3-671	F6	90	41534-MB0-000	F1	81	44650-MN0-305	E9	73
38215-MR1-670	F6	90	41535-MB0-000	F1	81	44680-410-000	E9	73
38235-SA5-004	F6	90	41536-MB0-000	F1	81	44710-MN0-003	E9	73
38301-MF8-771	F6	90	41537-MB0-000	F1	81	44710-MN0-004	E9	73
38301-MF8-773	F6	90	41538-MB0-000	F1	81	44800-MB0-013	E9	73
38301-MG9-681	F6	90	42200-MN0-000	E11	77	44806-MB0-003	E9	73
38306-KJ6-740	F6	90	42220-MN0-300	E11	77	44809-402-000	E10	74
			42301-MN0-000	E10	75	44830-MN0-000	E2	59
			42313-MN0-000	E10	75	44831-KR3-000	E2	59
			42610-MG8-770	E11	77	44832-ME2-000	E8	71
			42620-MN0-000	E11	77	45100-MN0-007	E8	71
			42625-MB4-000	F1	81	45100-MN0-008	E8	71
			42650-MN0-305	E11	77	45100-MN0-017	E8	71
			42650-MN0-315	E11	77	45101-MN0-006	E8	71
			42704-MB0-000	E9	73	45107-MA3-006	E8	71
			42704-MN0-000	E11	77	45108-MA3-006	E8	71
			42705-MB0-000	E9	73	45109-166-006	E8	71
			42705-MN0-000	E11	77	45110-MN0-006	E8	71
			42706-MB0-000	E9	73	45111-MA3-006	E8	71
			42706-MN0-000	E11	77	45112-445-631	E9	72
			42710-MN0-003	E11	77	45126-MN0-003	E4	62
			42710-MN0-004	E11	77	45127-MN0-000	E6	67
			42710-MN0-014	E11	77	45131-MA3-006	E9	72
			42753-GC7-821	E9	73	45133-MA3-006	E9	72
			42753-GC7-822	E9	73	45133-166-016	E9	72
			42753-GC7-823	E9	73	45209-166-006	E9	72

(4)

40200-MN0-003	F11	100
40211-MB0-000	F11	100
40212-MB0-000	F11	100
40213-MB0-010	F11	100
40214-MK3-000	F11	100
40215-MB0-003	F11	100
40216-MB0-000	F11	100
40217-MB0-010	F11	100
40218-MB0-000	F11	100
40219-MB0-000	F11	100
40221-MB0-000	F11	100
40250-MN0-000	F11	100
40250-MN0-010	F11	100
41300-MN0-000	E12	79
41303-ME4-300	E12	79

Part Number Index

Part Number	Grid	Page	Part Number	Grid	Page	Part Number	Grid	Page
45215-MA3-006	E9	72	50612-MN0-000	F10	98	53175-KM9-006	E4	62
45217-MJ0-006	E9	72	50615-MN0-000	F10	98	53178-MJ0-921	E5	65
45251-MN0-000	E10	74	50617-MB1-700	F10	98	53178-MM5-006	E5	65
45500-MN0-006	E4	62	50619-MN0-000	F10	98	53200-MN0-000	E6	67
45500-MN0-016	E4	62	50630-MN0-000	F10	98	53213-MB4-771	E6	67
45504-410-003	E4	62	50640-MN0-000	F10	98	53214-371-010	E6	67
	E5	64	50642-MN0-000	F10	98	53220-422-000	E6	67
45512-MA6-006	E4	62	50643-MN0-000	F10	98	53230-MN0-000	E6	66
	E5	64	50645-MN0-000	F10	98	53235-MN0-000	E6	66
45513-MN0-006	E4	62	50661-MN0-000	F10	98	53600-086-007	G7	117
	E5	64	50710-086-007	G7	117			
45517-KR3-901	E4	62	50710-377-000	F10	98	(6)		
	E5	64	50712-413-000	F10	98			
45518-MB0-006	E5	64	50715-MN0-000	F10	98	61MN000	B1	2
45518-MB4-671	E4	62	50716-MN0-000	F10	98	61100-MN0-000ZA	E7	68
	E5	64	50716-371-660	F10	98	61100-MN0-000ZB	E7	68
45520-MA5-672	E4	62	50717-MN0-000	F10	99	61301-MN0-003	E1	57
	E5	64	51400-MN0-003	E7	69	61304-292-000	E1	57
45522-422-000	E4	62	51401-MN0-003	E7	69	61305-MN0-000	E1	57
	E5	65	51402-MN0-003	E7	69	61315-MK7-000	E1	57
45530-471-831	E4	62	51403-ME5-003	E7	69	61315-MN0-000	E2	107
46500-MN0-000	F9	96	51410-MN0-003	E7	69	61316-MK7-000	E1	57
46513-MK3-000	F9	96	51411-ME5-003	E7	69	61316-MN0-000	E2	107
46514-KJ1-700	F9	96	51412-463-003	E7	69	61402-MN0-000	G7	117
			51414-463-003	E7	69	61403-MN0-000	G8	118
			51415-MN0-003	E7	69	61405-MN0-000	E6	67
			51421-MN0-003	E7	69	64230-MN0-000	G8	118
			51432-MN0-003	E7	69	64231-MN0-000	G8	118
			51437-MN0-003	E7	69	64232-MN0-000	G8	118
			51439-340-300	E7	69	66219-634-000	G1	104
			51440-MN0-003	E7	69			
			51447-MK7-671	E8	70	(7)		
			51454-MN0-003	E8	70			
			51490-MB9-782	E8	70	77100-MN0-000	F4	87
			51500-MN0-003	E8	70	77100-MN2-671	F4	87
			51521-MN0-003	E8	70	77104-MN0-000	F4	87
			52100-MN0-000	F11	100	77105-MN0-000	F4	87
			5210-MN0-000	F11	100	77200-MN0-000A	G1	104
			52400-MN0-003	F12	102	77200-MN0-000ZB	G1	104
			52401-MN0-003	F12	102	77206-GF0-000	F4	87
			52403-MN0-003	F12	102	77210-MN0-000	F4	87
			52405-MK3-000	F12	102	77300-MN0-000	F4	87
			52410-MN0-003	F12	102	77304-MN0-000	F4	87
			52422-ME9-003	F12	102	77330-MN0-000	G1	104
			52458-ME9-003	F12	102	77340-MN0-000	G1	104
			52460-MN0-003	F12	102			
			52486-463-000	F12	102	(8)		
			52489-461-771	F12	102			
			52500-MN0-003	F12	102	80100-MN0-000	G1	104
			52517-MK3-003	F12	102	80101-MN0-000	G1	104
			53100-MN0-000	E6	66	80102-MN0-000	G3	109
			53141-300-010	E3	60			
			53165-MN0-000	E3	60			
			53166-MN0-000	E3	60			

(5)

50100-MN0-000	G7	116
50100-MN0-680	G7	116
50159-KR3-300	G7	116
50189-MN0-000	G7	116
50210-MN0-000	G7	117
50210-MN0-680	G7	117
50238-MN0-000	F6	91
50242-MB0-000	G7	117
50245-MN0-000	G7	117
50246-MN0-680	G10	123
50302-MK3-000	F9	97
50326-MN0-000	G1	104
50356-MN0-000	G7	117
50361-MB2-000	G7	117
50362-MN0-000	G7	117
50363-MB0-000	G7	117
50363-MN0-000	G7	117
50428-MN0-000	G7	117
50428-MN0-680	G7	117
50451-GB6-920	G7	117
50528-MN0-000	G7	117
50540-MN0-000	F9	97
50541-ML7-000	F9	97
50548-356-700	F9	97
50549-356-700	F9	97
50603-033-000	F10	98

(6)

(7)

(8)

Part Number Index

Part Number	Grid	Page	Part Number	Grid	Page	Part Number	Grid	Page
80105-MN0-000	G1	104	90012-KE8-000	B1	3	90121-HA6-000	F11	101
80106-MN0-000	G1	104		B3	6	90122-MN0-000	F11	101
80110-MN0-000	G1	104	90012-MB6-003	B2	4	90125-ME5-000	F1	81
83500-MN0-000	G9	120		B3	6	90126-MN0-000	G8	118
83502-MN0-300	G9	120	90014-ML7-000	C1	26	90127-393-000	E10	75
83505-MN0-000	G2	107	90015-ML7-000	C1	26	90128-MN0-000	E12	78
83507-422-000	G9	120	90016-ML7-000	C1	26	90131-MN0-000	F7	93
83508-KB6-000	G9	120	90017-MB0-000	B1	2	90132-MK7-000	E1	57
83508-438-000	G9	120	90018-MK3-000	B10	21	90133-MB0-000	F1	81
83551-300-000	F5	88	90019-MB0-000	B11	23	90133-286-000	F11	101
83600-MN0-000ZA	F5	88	90021-KE8-010	B11	23	90134-371-000	F1	81
83600-MN0-000ZB	F5	88	90023-HA7-670	B8	16	90141-MN0-000	F7	93
83700-MN0-000ZA	F5	88		B9	18	90145-KM3-750	E4	63
83700-MN0-000ZB	F5	88	90023-428-000	B8	16		E5	65
84703-425-000	F3	85		B9	18	90151-MN0-000	G1	105
84706-GB0-900	G3	109	90025-MB0-771	B2	4	90152-MF9-000	E6	66
87125-MN0-000	F7	93	90026-ME9-000	B5	11	90158-KM7-911	E2	59
87135-MN0-680	F5	88	90026-MM8-000	B5	11	90158-MN0-000	F4	87
87139-463-670	G8	118	90041-MB0-000	C7	39	90158-438-000	G8	118
87200-MB1-870	G10	123	90042-ME5-000	C9	43	90160-MN0-000	F4	87
87505-MN0-300	F11	101	90045-MB2-000	B2	4	90161-ML7-000	F8	95
87506-MN0-300	G1	104	90049-MB0-000	C9	43	90164-028-000	G8	119
87507-MB4-670	G5	113	90051-MB0-000	B10	21	90165-MA3-660	G8	119
87508-415-670	F5	88	90062-HA0-000	C9	43	90170-MB0-000	F1	81
	F5	89	90063-MB0-003	C9	43	90179-422-000	F9	97
87511-KR3-670	G8	118	90065-MN0-000	F9	97	90180-MA3-006	E9	72
87512-MN0-300	F3	85	90071-MB0-000	B11	22	90181-MN0-000	G8	119
87560-ME9-670ZA	F3	85	90097-MB4-880	G10	123	90201-MB0-770	B7	14
88110-MN0-003	E3	60	90101-GC8-008	E2	59	90201-415-000	E4	63
88120-MN0-003	E3	60	90101-MB0-000	G8	118		E5	65
89010-MN0-000	G9	120	90101-MN0-008	E2	59	90201-425-700	E1	57
89101-300-010	G9	120	90102-MN0-000	G8	118	90201-700-000	F9	97
89103-371-000	G9	120	90103-MN0-000	G3	109	90203-MB0-000	B7	14
89216-MB0-000	G9	120	90104-MB4-000	G8	118	90203-MJ4-000	F9	97
89221-MB0-000	G9	120	90105-KR3-000	E10	74	90203-PD1-000	E6	67
89221-429-000	G9	120	90105-MB1-000	G8	118		G3	109
89222-371-000	G9	120	90105-MG9-000	F7	93		G5	113
89227-461-000	G9	120	90106-MB2-000	E2	59	90206-590-000	B4	9
89230-MB1-000	G9	120	90106-MN0-000	G3	109	90210-438-000	G8	119
			90107-KR0-000	G8	118	90232-MB6-680	B2	4
(9)			90107-MN0-000	F10	99		B3	7
			90108-GN2-008	E2	59	90241-MB0-000	C9	43
			90108-MG9-680	F9	97	90242-MB0-000	C9	43
90001-MB0-000	B1	3	90108-MN0-000	G8	118	90301-428-900	E6	67
	B3	6	90109-ME5-770	F1	81		G3	109
90002-MB1-870	B4	9	90110-ME4-000	E2	59		G5	113
90003-GC3-000	G1	105	90110-MN0-000	G8	118	90302-187-000	G3	109
90003-MB6-680	B1	3	90111-MN0-000	G5	113	90302-425-830	E6	67
	B3	6	90111-187-000	G1	105	90303-GE8-000	G3	109
90004-ML4-610	G8	118		G5	113	90304-415-000	E6	66
90005-MB6-680	B1	3	90112-MB0-000	E6	66	90304-438-000	F8	95
	B3	6	90114-MA5-671	E4	62	90305-GE8-003	E10	74
90008-GE0-710	B1	3		E5	65	90305-MB4-003	F1	81
	B3	6	90116-383-721	E8	70	90308-ME5-000	F11	101

Part Number Index

Part Number	Grid	Page	Part Number	Grid	Page	Part Number	Grid	Page
90312-MB0-000	F11	101	90521-292-000	F12	103	91066-HA7-671	F11	101
90313-MB0-000	F11	101	90522-KF0-000	G10	123	91066-HA7-672	F11	101
90313-567-000	E6	67	90522-028-000	G3	109	91101-MB0-003	C7	39
	F7	93	90525-001-000	C1	26	91101-516-000	B8	17
90315-MK3-003	G5	113	90541-MB0-000	B1	2	91202-444-023	C1	26
90320-HB9-000	G1	105	90542-MB0-000	B1	2	91204-MB0-003	C9	43
90320-MN0-000	G1	105		B1	3	91204-MB0-013	C9	43
90324-MB6-000	F3	85	90543-273-000	E8	70	91204-425-003	C1	26
90355-469-000	F11	101	90544-283-000	E8	70	91205-MB0-771	C9	43
90380-MB1-000	G2	107	90545-300-000	E4	63	91205-MG7-003	C9	43
90380-ME9-000	G2	107		E5	65	91209-MB0-003	B10	21
90381-MB0-010	F1	81	90558-MB0-000	C6	37	91210-MB0-003	C1	26
90401-MB2-000	F8	95	90563-355-000	G3	109	91210-MB0-005	C1	26
90405-463-000	B5	11	90601-300-000	C6	37	91210-MB0-013	C1	27
90407-MB0-000	C7	39	90641-MK3-780	D1	50	91252-MC7-003	E10	74
90425-300-000	B10	21	90643-MK3-781	G10	123	91254-463-003	E8	70
90431-MK3-771	B7	14	90651-MA5-671	E4	63	91258-410-003	E10	74
90433-MB0-000	B8	16	90651-MK3-780	G10	123	91258-410-006	E10	74
90439-463-000	F12	102	90651-377-003	E5	65	91258-410-013	E10	74
90441-028-010	G8	119	90653-MK3-780	D1	50	91261-MB0-000	F1	81
90443-MB0-000	B2	4		G10	123	91261-MB0-003	F1	81
	D2	52	90654-MK3-780	D1	50	91261-MB0-005	F1	81
90452-323-000	B2	4		G10	123	91265-MB0-000	F1	81
	B3	7	90684-MN0-000	F7	93	91265-MB0-003	F1	81
90452-371-000	C6	37	90701-MB4-000	B11	23	91271-MB0-013	F11	101
90453-MB0-770	C6	37	90702-MB0-000	B8	16	91271-MK3-003	F11	101
90454-428-000	C6	37	90703-MB0-000	C9	43	91301-MB0-000	C8	41
90455-MB0-770	C6	37	90704-MB0-000	B5	11		D2	53
90456-MB0-770	C6	37	90711-MF5-000	C1	26	91301-ML7-003	B6	12
90457-MB0-770	C6	37	90741-413-000	C5	35		D2	53
90458-425-000	B7	15	90899-422-610	G1	105	91301-PC9-003	B12	24
90459-MB0-000	B7	15	91008-KK6-000	B7	15		D3	54
90461-286-000	C6	37	91008-300-008	C9	43	91301-PM5-A01	D1	50
90461-357-000	D2	52	91008-362-000	B7	15	91301-027-000	E2	59
	D2	53	91008-374-003	C7	39	91301-147-023	C8	41
90462-323-000	C6	37	91010-HC0-003	B7	15		D2	53
90463-ML7-000	B2	4	91011-MB0-003	C9	43	91301-250-000	B6	12
	C1	26	91011-MB0-004	C9	43		D2	53
	D2	53	91012-MG7-003	C9	43	91302-MA6-003	E12	78
90471-580-000	F1	81	91015-KT8-005	E6	67	91302-MB0-013	B10	21
90481-259-000	B7	15	91016-KT8-005	E6	67		D2	53
90485-KE8-000	B5	11	91022-MB0-003	B8	17	91302-001-020	F1	81
90486-MB0-000	B5	11	91022-MB0-004	B8	17	91305-PE2-003	D1	50
90487-MB0-000	C7	39	91022-MN0-000	C6	37	91305-422-000	C9	43
90488-MB0-000	B11	23	91024-MB0-003	B7	15	91306-PJ4-000	E2	59
	C7	39	91024-MB0-004	B7	15	91307-MB0-003	C8	41
90489-MB0-000	C7	39	91026-MN0-003	C6	37		D2	53
90501-124-000	G8	119	91051-MB0-005	F1	81	91307-PH7-660	G5	113
90501-425-000	F3	85	91051-719-003	C7	39	91307-425-003	B6	12
90503-283-000	E6	66	91052-MB0-003	F1	81		D2	53
90504-MA6-000	F12	102	91052-HB0-005	F1	81	91307-611-000	G5	113
90505-425-000	E10	75	91061-MB0-005	F1	81	91308-MB0-003	C9	43
90506-425-830	E6	67	91062-MB4-773	F1	81	91308-PA9-003	B4	9
90514-921-000	F9	97	91062-MGB-005	F1	81		B5	10

Part Number Index

Part Number	Grid	Page	Part Number	Grid	Page	Part Number	Grid	Page
91308-283-000	B12	24	93491-06025-00 . . .	B8	17	94002-06080-0S . . .	F6	91
	D3	54	93500-04008-0H . . .	C12	48	94002-06200	C7	39
91309-MA6-000	B11	22	93500-04010-0A . . .	C12	48	94002-12000-0S . . .	F12	103
	D3	54	93500-04010-0H . . .	F6	91	94021-10020-0S . . .	F12	103
91309-MB0-003	B12	24	93500-04012-0H . . .	B8	17	94050-04080	G3	109
	D3	54	93500-05008-0A . . .	B2	4	94050-06000	F8	95
91310-MC7-003	E2	59		B3	7	94050-06070	E6	67
91311-MB0-003	B12	24	93500-05012-0B . . .	E1	57		G3	109
	D3	54	93500-05028-0G . . .	B2	4		G5	113
91313-MB0-003	B12	24		B3	7	94050-06080	G1	105
	D3	54	93500-06008-0B . . .	F8	95		G3	109
91313-MG7-004	B12	24	93500-06010	G5	113		G4	110
	D3	54	93500-06010-0A . . .	G5	113		G8	119
91313-393-003	B12	24	93500-06010-0H . . .	G5	113	94050-08080	G1	105
	D3	54	93500-06010-08 . . .	G5	113		G2	107
91314-MB0-003	C1	27	93500-06012-0A . . .	B9	18		G3	108
	D3	54	93600-04012-0G . . .	E4	63	94050-10000	G8	119
91314-MJ0-000	C9	43		E5	65	94050-10080	E12	78
91314-300-000	C9	43	93600-04012-1G . . .	E4	63	94101-06000	C8	41
91315-MB0-013	C8	41		E5	65		F10	99
91315-ME9-003	C8	41	93600-06016-0A . . .	C6	37	94101-06080	C8	41
91316-MJ8-003	B6	12		C7	39		F10	99
	D3	54	93700-05020-0G . . .	E2	59	94101-06200	F8	95
91320-MB0-000	B11	22	93891-05012-07 . . .	F7	93	94101-06800	C8	41
91353-MB0-003	F1	81	93891-05012-08 . . .	F3	85		F2	82
91355-MB0-003	F1	81	93891-06012-07 . . .	G8	119		F3	84
91355-MB0-005	F1	81	93892-04006-00 . . .	F3	85		F10	99
91356-MB0-000	F1	81	93892-04008-00 . . .	C11	46	94101-08000	F10	99
91356-MB0-005	F1	81	93892-04014-00 . . .	C11	46		F11	101
91356-MK3-003	E8	70	93892-04016-00 . . .	C12	48	94102-10200	B10	21
91358-MB0-000	E12	78	93892-05012-00 . . .	C11	46	94109-12000	B12	24
91359-MB0-000	F1	81	93892-05020-07 . . .	E3	60		D3	54
91361-MB0-000	F11	101	93892-05028-07 . . .	E3	60		E1	56
91456-ME1-670	E6	66	93892-05045-07 . . .	E3	61	94111-04800	B8	17
	E6	67	93893-04008-18 . . .	E2	59	94111-05000	B11	22
92000-06012	F2	82	93893-04012-07 . . .	E5	65		E1	57
	F10	99	93893-04012-08 . . .	E4	63	94111-06800	F6	91
92000-06012-0A . . .	F10	99	93893-04012-17 . . .	E5	65	94111-10000	F11	101
92100-06012	F10	99	93893-04012-18 . . .	E4	63	94201-12080	C11	46
92101-06008-0A . . .	E8	70	93901-22180	G5	113	94201-16100	F10	99
92101-06012	F2	82	93901-24320	F4	87	94201-16120	F9	97
	F10	99		F5	88	94201-16150	F10	99
92101-06012-0A . . .	F2	82	93901-32120	E3	61	94201-16250	F10	99
	F10	99		E4	62	94201-20180	E11	76
92101-06020-0A . . .	F9	97	93901-34210	E1	57		F11	101
92201-06022-4J . . .	G4	110	93901-34480	G3	109	94201-20200	E11	76
92500-06012-0A . . .	F10	99	93901-34610	G2	107		F11	101
92500-06025-0G . . .	G2	107	93903-34310	E2	59	94201-20220	E11	76
92501-06012-0A . . .	F10	99		E3	60		F11	101
92501-06025-0B . . .	F3	85	94001-04000-0S . . .	F6	91	94201-20250	B12	24
92800-12000	B12	24	94001-08000-0S . . .	E11	76		E11	76
92900-06032-0E . . .	B2	4		F11	101		F11	101
	B3	7	94002-06000-0S . . .	F9	97	94201-20320	B12	24
93401-06025-00 . . .	B8	17	94002-06020-0S . . .	F9	97		E11	76

Part Number Index

Part Number	Grid	Page	Part Number	Grid	Page	Part Number	Grid	Page
94201-20320	F11	101	95700-06012-00 . . .	B2	4	95701-06045-07 . . .	B12	24
94201-20350	B12	24		C1	27		C1	27
	E11	76	95700-06012-08 . . .	G4	110	95701-06050-00 . . .	C1	27
	F11	101	95700-06014-08 . . .	E7	68	95701-06060-00 . . .	C1	27
94201-25200	E11	76	95700-06016-00 . . .	B5	11	95701-06070-00 . . .	B12	25
94201-25250	E11	76	95700-06016-07 . . .	D1	51	95701-06090-00 . . .	C1	27
94201-25300	E11	76	95700-06020-08 . . .	G11	124	95701-06100-00 . . .	C1	27
94201-29220	E11	76	95700-06022-00 . . .	F9	97	95701-08010-07 . . .	G8	119
	F11	101	95700-06028-00 . . .	C1	27	95701-08014-00 . . .	F10	99
94251-05000	B5	11		C8	41		F11	100
94251-08000	B5	11		F7	93	95701-08014-08 . . .	B8	17
94301-08140	B2	4	95700-06032-00 . . .	C1	27	95701-08016-00 . . .	F12	103
	B3	7	95700-06040-00 . . .	C1	27	95701-08016-02 . . .	G8	119
	B6	12	95700-06045-00 . . .	B12	24	95701-08022-00 . . .	F4	86
	B10	21		C1	27		F4	87
	B12	24	95700-06050-00 . . .	C1	27	95701-08025-00 . . .	E11	76
	C1	27	95700-06060-00 . . .	C1	27		E11	77
94301-12200	B2	4	95700-06070-00 . . .	B12	25	95701-08032-00 . . .	F11	101
	B3	7	95700-06090-00 . . .	C1	27		F12	102
94305-20141	G9	120	95700-06100-00 . . .	C1	27	95701-08040-08 . . .	G1	105
94591-46000	E1	57	95700-08014-08 . . .	B8	17		G2	106
	E2	58	95700-08016-02 . . .	G8	119	95701-08045-00 . . .	C1	27
94601-15000	B7	15	95700-08022-00 . . .	F4	86	95701-08050-00 . . .	C1	27
94601-18000	C5	35	95700-08025-00 . . .	E11	76	95701-08065-00 . . .	C9	43
	C6	36	95700-08032-00 . . .	F11	101	95701-08080-00 . . .	C1	27
95002-02070	B2	4	95700-08045-00 . . .	C1	27	95718-06020-08 . . .	B7	15
	C11	46	95700-08050-00 . . .	C1	27		B8	16
	D1	50	95700-08080-00 . . .	C1	27	95800-08032-00 . . .	C7	39
95002-02080	C11	46	95701-06010-07 . . .	E9	72	95800-10035-02 . . .	F12	103
	G10	123	95701-06010-08 . . .	G1	105		G1	104
95002-02100	C11	46		G8	119	95800-10040-02 . . .	E9	72
	F3	85		G10	123	95801-08014-08 . . .	F8	95
95002-02120	C11	46	95701-06012-00 . . .	B2	5	95801-08032-00 . . .	C7	39
	G5	113		C1	27	95801-08045-08 . . .	F8	95
95002-41050-08 . . .	F7	93	95701-06012-08 . . .	G4	111		F9	96
95002-70000	G5	113		G5	112	96000-06010-00 . . .	G6	114
95005-12045-1F . . .	G10	123	95701-06014-08 . . .	E7	68	96000-06010-07 . . .	G6	114
95005-35040-2A . . .	D1	50		E7	69		G8	119
95005-35075-2A . . .	D1	50	95701-06016-00 . . .	B5	11	96000-06012-00 . . .	B9	18
95005-35120-2A . . .	D1	50		D1	51		C1	27
95005-35200-2A . . .	B2	4	95701-06016-07 . . .	D1	51	96000-06014-00 . . .	B5	11
95005-35220-2A . . .	D1	50	95701-06020-08 . . .	B7	15		C8	41
95005-35285-2A . . .	D1	50		G11	124		D1	51
95005-45610-21 . . .	G10	123	95701-06022-00 . . .	F9	97	96000-06016-00 . . .	C6	37
95005-80100-22 . . .	G10	123	95701-06028-00 . . .	C1	27		C7	39
95012-13001	F6	91		C8	41		C8	41
95014-73100	F9	97		F7	93	96000-06020-00 . . .	B9	18
95015-32001	F9	97		F8	94		D1	51
95015-42000	F9	97	95701-06030-00 . . .	B12	25	96000-06022-00 . . .	B10	21
95015-52000	F9	97		D1	51	96000-06025-00 . . .	B11	22
95015-81000	F10	99	95701-06032-00 . . .	C1	27	96000-06028-00 . . .	B6	12
95700-06010-07 . . .	E9	72	95701-06040-00 . . .	C1	27		B10	21
95700-06010-08 . . .	G8	119	95701-06045-00 . . .	B12	24		B12	25
	G10	123		C1	27	96000-06032-00 . . .	B6	12

Part Number Index

Part Number	Grid	Page	Part Number	Grid	Page	Part Number	Grid	Page
96000-06035-00	B6	13	96100-63050-00	C7	38			
	B9	19	96150-62040-10	E12	78			
96000-06045-07	G6	114		E12	79			
96001-06010-00	G6	114	96150-63020-10	E10	74			
96001-06010-07	D1	51		E10	75			
	D2	52	96220-60150	B8	17			
	G6	114		B9	18			
	G8	119	96500-08045-00	E8	70			
96001-06012-00	B9	18		E8	71			
	C1	27	96700-08022-17	C9	43			
96001-06014-00	B5	11		C10	44			
	B6	12	96700-10040-17	E6	67			
	C8	41		E7	68			
	D1	51		G8	119			
96001-06016-00	C6	37		G9	120			
	C7	39	98069-57916	B2	5			
	C8	40		B3	7			
	C8	41	98069-57926	B2	5			
96001-06020-00	B9	19		B3	7			
	D1	51	98069-58916	B2	5			
	G11	124		B3	7			
96001-06022-00	B10	21	98069-58926	B2	5			
	C8	41		B3	7			
96001-06025-00	B11	22	98069-59916	B2	5			
	B11	23		B3	7			
	C8	41	98069-59926	B2	5			
	F6	91		B3	6			
96001-06025-02	F9	97		B3	7			
	F10	98		B4	8			
96001-06025-07	E4	63	98200-31000	F6	91			
	E5	64	98200-31500	F6	91			
	E5	65	98200-33000	F6	91			
	E6	66		F7	92			
96001-06028-00	B6	12	99001-08000	G9	121			
	B10	21	99001-10120	G9	121			
	B12	25	99001-14170	G9	121			
	C1	26	99002-13500	G9	121			
	C9	43	99003-10000	G9	121			
96001-06030-00	G11	124	99003-30000	G9	121			
96001-06032-00	B6	13	99003-50000	G9	121			
	B9	19	99006-12000	G9	121			
	B10	20	99006-22000	G9	121			
96001-06035-00	B6	13	99006-27000	G9	121			
	B7	14		G10	122			
	B9	19	99008-02000	G9	120			
	C8	41	99101-393-1050	C12	48			
	C9	42	99101-393-1080	C12	48			
96001-06045-07	G6	114	99103-437-0350	C12	48			
	G7	116		C12	49			
96001-06070-00	B10	21						
	B11	22						
96100-63040-00	C2	28						
	C3	30						
96100-63050-00	C6	37						

Part Number Index

Part Number	Grid	Page	Part Number	Grid	Page	Part Number	Grid	Page

Description Index

Description	Grid	Page	Ref. No.	Description	Grid	Page	Ref. No.
(A)				BEARING E. CONNECTING ROD	C5	35	8
ADJUSTER, SPRING	F 12	102	6	BEARING E. CRANKSHAFT	C5	35	10
ALTERNATOR ASSY.	B9	18	5		C5	35	11
ALTERNATOR ASSY. PULSE	B8	16	8	BEARING, BALL, 16005	C7	39	25
ARM COMP. CAM CHAIN TENSIONER	B5	11	15	BEARING, BALL, 5206	C9	43	17
ARM COMP. CHANGE	F9	96	5	BEARING, BALL, 6303	C9	43	18
ARM COMP. MIDDLE	F9	96	13	BEARING, HEAD PIPE LOWER	E6	67	12
ARM COMP. NEUTRAL STOPPER	C7	38	10	BEARING, HEAD PIPE UPPER	E6	67	11
ARM COMP. SHIFT DRUM STOPPER	C7	38	11	BEARING, NEEDLE, 19 18	F1	81	32
ARM, RR. BRAKE	E10	75	10	BEARING, NEEDLE, 20MM	C6	37	25
ARM, RR. BRAKE STOPPER	F11	100	13	BEARING, NEEDLE, 20X24X11	C6	37	26
ARM, VALVE ROCKER	B4	8	6	BEARING, NEEDLE, 30X35X17	B8	17	12
AXLE, FR. WHEEL	E9	73	3	BEARING, NEEDLE, 35X42X30	B7	15	19
AXLE, RR. WHEEL	E10	75	1	BEARING, RADIAL BALL, 16003	B7	15	18
(B)				BEARING, RADIAL BALL, 16012C3	F1	81	29
BAG, TOOL	G9	120	6	BEARING, RADIAL BALL, 5206	C9	43	19
BAG, TOOL, 200MM	G9	120	6	BEARING, RADIAL BALL, 57 34C3	F1	81	30
BAND B1, WIRE	E1	56	1	BEARING, RADIAL BALL, 6204UU	E12	78	14
	F5	89	4	BEARING, RADIAL BALL, 6302UU	E10	74	17
BAND B2, BATTERY	F6	91	27	BEARING, RADIAL BALL, 6304	C2	28	30
BAND, INSULATOR	B1	3	8	BEARING, RADIAL BALL, 6305	C6	37	29
	B3	6	7		F1	81	31
BAND, L. EX. PIPE	F8	95	12	BEARING, TAPER ROLLER, 17X40X23.5	F11	101	24
BAND, R. EX. PIPE	F8	95	11	BEARING, 16005	C7	39	25
BAND, WIRE	E3	60	5	BELT COMP. SEAT	F4	87	5
BAR ASSY., SIDE STAND	F9	97	16	BLOCK SET, CYLINDER	C1	26	1
BAR COMP. L. STEP	F10	98	8	BODY COMP., AIR SUCTION VALVE	C12	49	5
BAR COMP. PILLION STEP	F10	98	14		G10	123	18
BAR COMP. R. STEP	F10	98	2	BODY COMP., FRAME	G7	116	7
BASE COMP. LICENSE	G3	108	8	BODY, KEY	G9	120	3
BASE COMP. TAILLIGHT	G3	108	5	BODY, TOOL BOX	G9	120	2
BASE, AIR CLEANER	C10	45	30	BOLT 2, STUD, 6X32	B2	4	21
BASE, HEAD COVER	B1	2	3		B3	7	16
BASE, L. AIR CLEANER SIDE COVER	F7	92	11	BOLT-WASHER, 5X40	F7	93	20
BASE, L. FR. TURN SIGNAL	G2	106	7	BOLT-WASHER, 6X25	B8	17	14
BASE, R. AIR CLEANER SIDE COVER	F7	92	10	BOLT, CAM CHAIN GUIDE A	B5	10	7
BASE, R. FR. TURN SIGNAL	G2	106	3	BOLT, CAP, 6MM	E1	57	22
BATTERY	F5	89	2	BOLT, CAP, 6X12	F10	99	19
BEARING A. CONNECTING ROD	C4	33	8	BOLT, CAP, 6X25	F3	85	18
BEARING A. CRANKSHAFT	C5	35	10		G2	107	22
	C5	35	11	BOLT, CHANGE PEDAL PIVOT	F9	96	7
BEARING B. CONNECTING ROD	C5	35	8	BOLT, CONNECTING ROD	C4	33	7
BEARING B. CRANKSHAFT	C5	35	10	BOLT, DRAIN PLUG, 12MM	B12	24	20
	C5	35	11	BOLT, FAIRING, 6MM	G8	118	35
BEARING C. CONNECTING ROD	C5	35	8	BOLT, FLANGE SOCKET, 6X18	G8	118	30
BEARING C. CRANKSHAFT	C5	35	11	BOLT, FLANGE SOCKET, 6X25	G10	123	33
	C5	35	10	BOLT, FLANGE SOCKET, 8X85	C9	43	12
BEARING D. CONNECTING ROD	C5	35	8	BOLT, FLANGE, 10X210	G8	118	37
BEARING D. CRANKSHAFT	C5	35	10	BOLT, FLANGE, 10X35	F12	103	19
	C5	35	11	BOLT, FLANGE, 10X355	G8	118	33
	C5	35	10	BOLT, FLANGE, 10X38	F1	81	24
	C5	35	8	BOLT, FLANGE, 10X40	E9	72	21
	C5	35	10	BOLT, FLANGE, 10X75	G8	118	32
	C5	35	11	BOLT, FLANGE, 12X40	B8	16	9

Description Index

Description	Grid	Page	Ref. No.	Description	Grid	Page	Ref. No.
BOLT, FLANGE, 12X40	B9	18	10	BOLT, FLANGE, 6X30	B12	25	26
BOLT, FLANGE, 12X45	B8	16	9		D1	51	29
	B9	18	10		G11	124	46
BOLT, FLANGE, 6MM	G1	105	15	BOLT, FLANGE, 6X32	B6	12	12
	G5	113	28		B9	19	15
BOLT, FLANGE, 6X10	D1	51	32		C1	27	18
	E9	72	20	BOLT, FLANGE, 6X35	B6	13	13
	G1	105	22		B9	19	14
	G6	114	37		C8	41	33
	G6	114	38	BOLT, FLANGE, 6X40	B1	3	12
	G8	119	51		B3	6	11
	G8	119	53		C1	27	19
	G8	119	49	BOLT, FLANGE, 6X45	B12	24	24
	G10	123	43		C1	27	28
BOLT, FLANGE, 6X100	C1	27	24		C1	27	20
BOLT, FLANGE, 6X12	B2	4	28		G6	114	39
	B9	18	12	BOLT, FLANGE, 6X50	C1	27	21
	C1	27	29	BOLT, FLANGE, 6X52	B1	3	9
	C1	27	16		B3	6	8
	G4	110	13	BOLT, FLANGE, 6X55	B10	21	16
BOLT, FLANGE, 6X14	B5	11	26	BOLT, FLANGE, 6X60	C1	27	22
	B5	11	25	BOLT, FLANGE, 6X62	B1	3	10
	C8	41	29		B3	6	9
	D1	51	30	BOLT, FLANGE, 6X70	B10	21	24
	E7	68	2		B12	25	25
BOLT, FLANGE, 6X16	B5	11	24	BOLT, FLANGE, 6X90	C1	27	23
	C6	37	28	BOLT, FLANGE, 8X10	F4	87	8
	C7	39	30		G8	119	52
	C8	41	30	BOLT, FLANGE, 8X100	C9	43	10
	D1	51	28	BOLT, FLANGE, 8X14	B8	17	17
	D1	51	27		F8	95	26
BOLT, FLANGE, 6X20	B7	15	21		F10	99	25
	B9	18	13	BOLT, FLANGE, 8X16	E2	59	25
	D1	51	31		F10	99	17
	G11	124	44		F12	103	18
	G11	124	45		G8	119	50
BOLT, FLANGE, 6X22	B10	21	22	BOLT, FLANGE, 8X22	F4	86	22
	C8	41	31	BOLT, FLANGE, 8X25	E11	76	17
	F9	97	34	BOLT, FLANGE, 8X27	F1	81	23
BOLT, FLANGE, 6X24	G3	109	17	BOLT, FLANGE, 8X32	C7	39	29
BOLT, FLANGE, 6X25	B11	22	11		F11	101	31
	C8	41	32	BOLT, FLANGE, 8X35	F8	95	20
	E4	63	20	BOLT, FLANGE, 8X40	G1	105	23
	E5	65	23	BOLT, FLANGE, 8X45	C1	27	25
	F6	91	28		E8	70	27
	F9	97	35		F8	95	27
BOLT, FLANGE, 6X28	B6	12	11	BOLT, FLANGE, 8X49	E9	72	19
	B10	21	23	BOLT, FLANGE, 8X50	C1	27	26
	B12	25	26	BOLT, FLANGE, 8X65	C9	43	25
	B12	25	27	BOLT, FLANGE, 8X80	C1	27	27
	C1	27	17	BOLT, FR. DISK, 8X24	E10	74	13
	C8	41	28	BOLT, FR. FORK	E8	70	17
	C9	43	26	BOLT, HEX. CAP, 6X12	F10	99	19
	F7	93	26	BOLT, HEX, 6X12	F2	82	39

Description Index						
Description	Grid	Page	Ref. No.	Description	Grid	Page Ref. No.
BOLT, HEX. 6X12	F10	99	18	BOOT COMP.	E5	64 7
BOLT, HEX. 6X16	B11	23	13	BOOT, JOINT	F11	100 15
	F1	81	25	BOOT, MASTER CYLINDER	E4	62 10
BOLT, HEX. 6X20	F9	97	26		E5	65 14
BOLT, HEX. 6X22	G4	110	12	BOOT, PIN	E9	72 15
BOLT, HEX. 6X8	E8	70	26	BOSS, OIL FILTER	B11	23 12
BOLT, L RR. SWINGARM PIVOT	F11	101	18	BOX ASSY., FUSE	F6	90 16
BOLT, OIL	B2	4	15	BOX ASSY., PILOT	E2	59 16
BOLT, OIL CONTROL	B2	4	16	BOX ASSY., SPEEDOMETER GEAR	E9	73 9
BOLT, OIL 10X22	E4	63	14	BOX COMP, TOOL	G9	120 1
	E5	65	17	BRACKET	E2	58 7
BOLT, PIN	E9	72	13	BRACKET ASSY.	E2	58 8
BOLT, R. CONTROL LEVER PIVOT	E4	62	13	BRACKET ASSY., CAM CHAIN TENSIONER	B5	10 3
	E5	65	16	BRACKET COMP., CAM CHAIN TENSIONER		
BOLT, R. SWINGARM PIVOT	F11	101	17	HOLDER	B5	11 16
BOLT, RADIATOR SETTING	G5	113	27	BRACKET COMP., L. FR. FORK	E8	71 10
BOLT, RR. BRAKE STOPPER	E10	75	12	BRACKET, CANISTER	G10	122 6
BOLT, RR. BRAKE STOPPER ARM	F11	101	19	BRACKET, IGNITION COIL FR.	G4	110 1
BOLT, RR. FENDER	G1	105	14	BRACKET, IGNITION COIL RR.	G4	110 2
BOLT, SOCKET, 10X25	G8	118	31	BRACKET, L. MUFFLER	F8	95 18
BOLT, SOCKET, 10X40	E6	67	13	BRACKET, L. STEP	F10	98 10
	G8	119	54	BRACKET, R. MUFFLER	F8	94 9
BOLT, SOCKET, 10X45	G8	119	42	BRACKET, R. STEP	F10	98 3
BOLT, SOCKET, 5X10	E12	78	10	BRAKE PAD KIT	E9	72 NI
BOLT, SOCKET, 5X15	G1	105	16	BREATHER ASSY.	E12	79 5
BOLT, SOCKET, 7X32	E6	66	5	BRIDGE, FORK TOP	E6	66 2
BOLT, SOCKET, 8MM	E8	70	21	BULB	G3	108 13
BOLT, SOCKET, 8X11	F1	81	21	BULB, HEADLIGHT	E1	57 16
BOLT, SOCKET, 8X22	C9	43	27	BULB, LICENSE LIGHT	G3	108 13
BOLT, SOCKET, 8X32	F4	87	9		G3	109 13
BOLT, SOCKET, 8X34	E6	66	4	BULB, TAILLIGHT	G3	109 14
BOLT, SPECIAL FLANGE, 10X50	G8	118	39	BULB, TURN SIGNAL	G2	107 16
BOLT, SPECIAL FLANGE, 8X16	E2	59	25		G2	107 17
BOLT, SPECIAL FLANGE, 8X30	F9	97	22	BULB, WEDGE BASE	E2	58 2
BOLT, SPECIAL FLANGE, 8X62	G8	119	41		E2	58 3
BOLT, SPECIAL, 6MM	B10	21	15	BULB, WEDGE BASE 12V/3W	E2	58 1
BOLT, SPECIAL, 6X29	B1	2	7	BULB, 12V60/55W H4	E1	57 16
BOLT, SPECIAL, 6X8	G2	107	21	BUSH	E5	64 3
BOLT, SPECIAL, 7X18	C7	39	20	BUSH, FORK PIPE	E7	69 9
BOLT, STUD, 10X50	F1	81	22	BUSH, SLIDER	E7	69 10
BOLT, STUD, 9X99	B1	3	11	BUSH, UPPER RUBBER	F12	102 10
	B3	6	10			
BOLT, TIE ROD	F9	97	20			
BOLT, UBS. 7X15	B5	11	17	(C)		
BOLT, UBS. 8X151	B1	3	13			
	B3	6	12	CABLE ASSY., SPEEDOMETER	E2	59 20
BOLT, UBS. 8X60	C9	43	13	CABLE COMP. A, THROTTLE	E3	60 1
BOLT, UBS. 9X108	C1	26	8	CABLE COMP. B, THROTTLE	E3	60 2
BOLT, UBS. 9X175	B2	4	14	CABLE COMP., CHOKE	E3	60 3
	B3	6	13	CABLE, BATTERY EARTH	F6	90 11
BOLT, UBS. 9X88	C1	26	6	CABLE, INNER	E2	59 21
BOLT, UBS. 9X98	C1	26	7	CABLE, STARTER BATTERY	F5	89 5
BOOT	E9	72	14	CABLE, STARTER MOTOR	F5	89 6
BOOT COMP.	E4	62	4	CALIPER ASSY., L. FR.	E8	71 5

Description Index						
Description	Grid	Page	Ref. No.	Description	Grid	Page Ref. No.
CALIPER COMP., L	E8	71	6	CLAMP	E2	58 12
CAM RR. BRAKE	E10	75	7	CLAMP A, WATER PIPE	C8	40 14
CAM, DAMPER	F11	100	2	CLAMP B, WATER PIPE	C8	41 17
CAMSHAFT COMP., FR. EX.	B4	8	4	CLAMP, ALTERNATOR CORD	B9	18 8
CAMSHAFT COMP., FR. IN.	B4	8	2	CLAMP, HOSE, 22-29	G5	113 21
CAMSHAFT COMP., RR. EX.	B4	8	5	CLAMP, HOSE, 24-32	C8	40 5
CAMSHAFT COMP., RR. IN.	B4	8	3		G5	113 20
CANISTER COMP.	G10	122	4		G7	116 1
CAP A, CONNECTING PIPE	C8	40	8	CLAMP, HOSE, 27MM	G5	113 21
CAP ASSY. 1, HIGH TENSION	G4	110	5	CLAMP, PULSER CORD	B6	12 6
CAP ASSY. 2, HIGH TENSION	G4	110	6	CLAMP, RADIATOR HOSE	C8	40 5
CAP ASSY. 3, HIGH TENSION	G4	110	7		G5	113 20
CAP ASSY. 4, HIGH TENSION	G4	110	8		G7	116 1
CAP B, CONNECTING PIPE	C8	40	9	CLAMP, SPEEDOMETER CABLE	E8	71 4
CAP COMP., FUEL FILLER	F3	85	12	CLAMP, STARTER CABLE	B10	20 13
CAP COMP., RADIATOR	G5	112	7	CLAMP, WATER HOSE, 27MM	G5	113 21
CAP, BLEEDER SCREW	B10	20	14	CLAMPER, BRAKE HOSE	E6	67 1
	C8	41	21	CLIP B, HARNESS	G1	104 1
CAP, BREATHER	E12	79	5	CLIP B, HOSE	C8	40 12
CAP, L. LOCK NUT	F11	101	22	CLIP B12.5, TUBE	G10	123 36
CAP, MAIN GALLERY	C1	26	3	CLIP, BREATHER TUBE	F7	92 1
CAP, MASTER CYLINDER	E4	62	6	CLIP, HARNESS	G7	116 2
	E5	64	9	CLIP, HIGH TENSION CORD	C1	26 4
CAP, OIL FILTER	B6	12	4	CLIP, PISTON PIN, 15MM	B7	15 20
CAP, R. LOCK NUT	F11	101	21	CLIP, PISTON PIN, 18MM	C5	35 13
CAP, RESERVE TANK	G5	112	11	CLIP, PLATE	C10	45 27
CAP, ROCKER ARM SHAFT	B4	8	8	CLIP, SUB TANK HOSE	F7	93 16
CAP, RR. SHOCK UPPER JOINT	F12	102	4	CLIP, TUBE	C10	45 26
CAP, SOCKET BOLT, 10MM	E6	66	8		C10	45 25
CAP, STARTING CLUTCH ROLLER SPRING	B8	16	7		D1	50 18
CAP, TAPPET ADJUSTING HOLE	E12	79	1		G10	123 35
CAP, 45MM	B6	12	2		G10	123 37
CARBURETOR ASSY.	C10	45	18	CLIP, TUBE	D1	50 19
CARBURETOR ASSY. 1	C10	45	19		G10	123 38
CARBURETOR ASSY. 2	C10	45	20	CLIP, TUBE, B10	C11	46 47
CARBURETOR ASSY. 3	C10	45	21		F3	85 21
CARBURETOR ASSY. 4	C10	45	22	CLIP, TUBE, B12	C11	46 48
CASE ASSY., SIDE GEAR	C9	42	2		G5	113 35
CASE COMP., AIR CLEANER	F7	92	4	CLIP, TUBE, B7	B2	4 26
CASE COMP., L. BOTTOM	E8	70	20		C11	46 45
CASE COMP., R. BOTTOM	E7	69	11		D1	50 21
CASE COMP., SIDE GEAR	C9	42	3	CLIP, TUBE, B8	C11	46 46
CASE SET, FINAL	E12	79	7		G10	123 39
CASE, HEADLIGHT	E1	57	17	CLIP, TUBE, C11	G5	113 36
CASE, RR. SHOCK ABSORBER UPPER	F12	102	8	CLIP, TUBE, 10.5MM	F7	93 25
CASE, THERMOSTAT	C8	40	2	CLIP, WIRE HARNESS	F7	93 23
CENTER CLUTCH	B7	14	4		F7	93 17
CHAIN, CAM	B5	10	2	CLIP, WIRE, 4X60	E1	57 27
CHAIN, OIL PUMP	B11	23	5	COCK ASSY., FUEL AUTO	F3	84 5
CHAMBER SET, FLOAT	C11	47	4	COCK ASSY., RADIATOR	G5	112 9
CIRCLIP	E4	63	17	COIL COMP., IGNITION	G4	110 3
CIRCLIP, INTERNAL, 18MM	E5	65	20	COLLAR B, RR. DISTANCE	F1	81 20
CIRCLIP, 25MM	C6	37	24	COLLAR C, ENGINE HANGER	G7	117 16
				COLLAR COMP., FR. AXLE DISTANCE	E9	73 5

Description Index

Description	Grid	Page	Ref. No.	Description	Grid	Page	Ref. No.
COLLAR, CANISTER MOUNTING	G10	123	30	COVER, R. FR. SIDE	G7	117	23
COLLAR, COVER MOUNTING	G2	107	20	COVER, R. RADIATOR	G5	113	15
COLLAR, ENGINE HANGER UPPER	G7	117	14	COVER, R. SIDE	F5	88	2
COLLAR, FR. WHEEL SIDE	E9	73	4	COVER, RUBBER	E1	56	15
COLLAR, FUEL TANK SETTING	F3	85	16	COVER, STARTER MAGNETIC SWITCH	F5	89	7
COLLAR, GEAR CHANGE PEDAL PIVOT	F9	96	2	COVER, STARTING MOTOR TERMINAL	F5	89	8
COLLAR, GEARSHIFT DRUM STOPPER	C7	38	12	COVER, THERMOSTAT	C8	40	3
COLLAR, HEADLIGHT SETTING	E1	57	18	COWL COMP., RR.	G1	104	5
COLLAR, HEADLIGHT STAY	E1	57	21	COWL, L. UNDER	G8	118	27
COLLAR, L. RR. ENGINE HANGER	G7	117	15	COWL, R. UNDER	G8	118	26
COLLAR, MUFFLER MOUNTING	F8	95	17	COWL, UNDER	G8	118	25
COLLAR, NUMBER BRACKET SETTING	G3	109	16	CRANKSHAFT COMP.	C5	35	9
COLLAR, R. FR. ENGINE HANGER	G7	117	17	CUP, PISTON	B10	20	11
COLLAR, RADIATOR MOUNTING	G5	113	18	CUSHION ASSY., R. FR.	E7	69	2
COLLAR, RR. AXLE DISTANCE	E11	77	4	CUSHION, RADIATOR GRILL	G5	112	6
COLLAR, RR. SHOCK ABSORBER	F12	102	9	CUSHION, SPEEDOMETER	E2	58	10
COLLAR, RR. WHEEL SIDE	E10	75	2	CYLINDER ASSY., CLUTCH MASTER	E5	64	1
COLLAR, SIDE COVER SETTING	G10	123	34	CYLINDER ASSY., CLUTCH SLAVE	B10	20	7
COLLAR, SPLINE, 25X12.5	C6	36	15	CYLINDER ASSY., FR. BRAKE	E4	62	3
COLLAR, SPLINE, 25X9.5	C6	36	6	CYLINDER ASSY., FR. BRAKE MASTER	E4	62	3
COLLAR, SPRING	E7	69	4	CYLINDER SET, MASTER	E4	62	11
COLLAR, STAND RUBBER SETTING	F9	97	19				
COLLAR, 25.2X7	B7	14	13				
COLLAR, 25X10	C6	36	8				
COLLAR, 25X12	C6	36	12				
COLLAR, 6.2X12	F3	85	17				
COTTER, VALVE	B4	9	1				
COVER A, CYLINDER HEAD	B1	2	1				
COVER B, CYLINDER HEAD	B1	2	2				
COVER B, STARTER MAGNETIC	F5	89	10				
COVER COMP.	G3	108	10				
COVER COMP. C, AIR SUCTION VALVE	C12	49	14				
	G10	123	23				
COVER COMP., AIR CLEANER	F7	92	3				
COVER COMP., AIR SUCTION VALVE	C12	49	9				
	G10	123	20				
COVER COMP., RR.	B10	20	1				
COVER COMP., RR. WHEEL	E11	77	1				
COVER COMP., WATER PUMP	B10	20	5				
COVER, ADJUSTING SCREW	E1	56	14				
COVER, ALTERNATOR	B9	18	1				
COVER, BATTERY TERMINAL	F5	89	9				
COVER, DAMPER	F11	100	5				
COVER, DUST	F9	96	6				
COVER, FUSE	F6	90	17				
COVER, GEAR CASE	E12	79	8				
COVER, INDICATOR SWITCH	B9	18	3				
COVER, L. AIR CLEANER SIDE	F7	92	9				
COVER, L. FR. SIDE	G8	118	24				
COVER, L. RADIATOR	G5	113	16				
COVER, L. SIDE	F5	88	3				
COVER, METER LOWER	E2	59	19				
COVER, R.	B6	12	1				
COVER, R. AIR CLEANER SIDE	F7	92	8				

(D)

DAMPER COMP., RR.	F12	102	5
DIAGRAM, VACUUM HOSE ROUTING	F5	88	4
DIAPHRAGM	E4	62	9
	E5	64	13
DISK, CLUTCH FRICTION	B7	14	5
DISK, FR. BRAKE	E10	74	12
DRIVER 1, PLUS SCREW	G9	121	19
DRIVER 3, MINUS SCREW	G9	121	20
DRUM ASSY., GEARSHIFT	C7	38	5
DRUM, GEARSHIFT	C7	38	6
DUCT, AIR CLEANER IN.	F7	92	7
DUST SEAL	E8	70	24
	E8	71	9
DUST SEAL, BRAKE CAM	E10	75	6
DUST SEAL, STEERING HEAD	E6	67	3
	E6	67	4
DUST SEAL, 40X50X5	E10	74	16

(E)

ELEMENT, AIR CLEANER	F7	92	2
EMBLEM, AIR CLEANER SIDE COVER	F7	93	18
EMBLEM, LOW R. BRIDGE	E6	67	6

(F)

FAN COMP., COOLING	G5	112	3
--------------------	----	-----	---

Description Index

Description	Grid	Page	Ref. No.	Description	Grid	Page	Ref. No.
FENDER A, RR.	G1	104	8	GASKET, WATER PUMP COVER	B10	20	6
FENDER B, RR.	G1	104	10		D2	53	5
FENDER COMP., FR.	E7	68	1	GAUGE, FEELER, 0.7	G9	120	7
FENDER, INNER	G1	104	9	GAUGE, OIL LEVEL	B6	12	5
FILM, FRAME UPPER PIPE	G7	116	8	GEAR ASSY., FINAL	E12	79	2
FILTER, OIL	B11	23	10	GEAR COMP., STARTING CLUTCH	B8	16	3
FLANGE ASSY., FINAL DRIVEN	E11	77	3	GEAR SET, FINAL	E12	79	6
FLANGE, STARTER CLUTCH	B8	16	4	GEAR, COUNTERSHAFT FIFTH	C6	36	13
FLOAT SET	C11	47	3	GEAR, COUNTERSHAFT FOURTH	C6	36	10
FLYWHEEL COMP.	B9	18	6	GEAR, COUNTERSHAFT LOW	C6	36	3
FORK ASSY., L. FR.	E8	70	19	GEAR, COUNTERSHAFT SECOND	C6	36	5
FORK C, GEARSHIFT	C7	38	2	GEAR, COUNTERSHAFT SIXTH	C6	37	16
FORK, L. GEARSHIFT	C7	38	3	GEAR, COUNTERSHAFT THIRD	C6	36	7
FORK, R. GEARSHIFT	C7	38	1	GEAR, MAINSHAFT FIFTH	C6	36	11
FUNNEL, AIR	C10	45	23	GEAR, MAINSHAFT FOURTH	C6	36	9
FUSE, BLADE	F6	91	29	GEAR, MAINSHAFT SECOND & THIRD	C6	36	4
	F6	91	30	GEAR, MAINSHAFT SIXTH	C6	36	14
	F6	91	31	GEAR, PRIMARY DRIVE	B7	14	11
				GEAR, SPEEDOMETER	E9	73	10
				GEAR, STARTER REDUCTION	B8	16	2
				GRILLE, RADIATOR	G5	112	5
				GRIP	G9	121	21
GASKET A, EX. PIPE	D2	52	5	GRIP COMP., L. HANDLE	E3	60	12
	F8	94	4	GRIP COMP., R. HANDLE	E3	60	11
GASKET B, CYLINDER HEAD COVER	B1	2	6	GROMMET	E2	58	13
	D2	52	4	GROMMET B, METER CASE	G1	104	4
GASKET KIT A	D2	52		GROMMET, AIR CLEANER	G3	108	1
GASKET KIT B	D2	53		GROMMET, AIR CLEANER CASE	F5	88	1
GASKET SET	C11	47	1		G3	108	2
GASKET, ALTERNATOR COVER	B9	18	2	GROMMET, RR. COVER	B10	20	2
	D2	53	3	GROMMET, RR. WHEEL COVER	E11	77	2
GASKET, CONNECTING CAP	C8	41	22	GROMMET, WIRE HARNESS	G5	113	24
	D2	53	7	GUARD B, WIRE	C8	40	11
GASKET, CYLINDER HEAD	B1	3	5	GUARD, L. PILLION STEP	F10	99	16
	B3	6	4	GUARD, R. PILLION STEP	F10	98	15
	D2	52	2	GUARD, RADIATOR LOWER HOSE	G5	113	23
GASKET, EX. PIPE	D2	52	5	GUARD, RADIATOR UPPER HOSE LOWER	G5	113	22
	F8	94	4	GUIDE A, CAM CHAIN	B5	10	8
GASKET, FR. FORK DRAIN VALVE	E8	70	22	GUIDE B, CAM CHAIN	B5	11	14
GASKET, HEAD COVER	B1	2	4	GUIDE COMP. A, CAM CHAIN	B5	10	6
	D2	52	3	GUIDE, CLUTCH OUTER	B7	14	3
GASKET, INDICATOR SWITCH COVER	B9	18	4	GUIDE, EX. VALVE	B1	3	2
	D2	53	4		B3	6	2
GASKET, LENS	G3	108	11	GUIDE, L. HARNESS	G2	107	19
GASKET, MUFFLER	F8	95	13	GUIDE, OIL SEAL	F11	100	8
	F8	95	14	GUIDE, OVERFLOW TUBE	G7	117	20
GASKET, OIL PAN	B11	23	2	GUIDE, R. HARNESS	G2	107	18
	D2	53	1	GUIDE, VALVE	B1	3	2
GASKET, OIL STRAINER	B11	23	8		B3	6	2
GASKET, PROTECTOR, R.	F8	94	5				
GASKET, R. COVER	B6	12	3				
	D2	53	2				
GASKET, SIDE GEAR CASE	C9	42	4				
GASKET, TURN SIGNAL LENS	G2	106	5				

(H)

HANDLE, EYE WRENCH, 120MM	G9	121	22
---------------------------	----	-----	----

Description Index

Description	Grid	Page	Ref. No.	Description	Grid	Page	Ref. No.
HANDLEBAR	E6	66	1	JOINT, UPPER	F12	102	3
HARNESS, WIRE	G4	110	10	JOINT, VACUUM TUBE	C12	49	1
HEAD ASSY., FR. CYLINDER	B1	3	1		C12	49	2
HEAD ASSY., RR. CYLINDER	B3	6	1				
HEADLIGHT ASSY.	E1	56	2				
HEADLIGHT UNIT	E1	56	12	(K)			
HOLDER ASSY. A. CAM CHAIN TENSIONER .. B5	10	11					
HOLDER ASSY. B. CAM CHAIN TENSIONER .. B5	11	13		KEY SET	G7	116	3
HOLDER ASSY., FUSE	F6	90	14	KEY, BLANK	G7	116	5
HOLDER ASSY., HELMET	G7	117	21	KEY, WOODRUFF	C5	35	12
HOLDER SET, BRUSH	B11	22	5	KNOB	E2	58	11
HOLDER, COUNTERSHAFT BEARING	C9	42	5				
HOLDER, CROSS SHAFT BEARING	C9	42	7				
HOLDER, MASTER CYLINDER	E4	62	7	(L)			
	E5	64	10				
HOLDER, NEEDLE JET	C12	48	14	LABEL, FUSE	F6	90	18
HOLDER, O-RING	F1	80	14	LABEL, HELMET HOLDER	G8	118	29
HOLDER, UPPER	E6	66	3	LABEL, HIGH ALTITUDE	G8	118	28
HORN COMP., LOW	G7	116	6	LABEL, JACK UPPER WARNING	G10	123	32
HOSE B, WATER	C8	41	18	LABEL, RESERVE TANK	G5	113	26
HOSE COMP., FR. BRAKE	E4	62	2	LENS, FR. TURN SIGNAL	G2	106	2
HOSE, CONNECTING	C8	40	4	LENS, LICENSE	G3	108	9
HOSE, LOWER WATER	G7	117	11	LENS, SMOKE	E2	59	17
HOSE, RADIATOR LOWER	G5	113	19	LENS, TAILLIGHT	G3	108	4
HOSE, RADIATOR UPPER	G5	113	13	LEVER COMP., L. HANDLE	E5	65	15
HOSE, WATER	C8	40	15	LEVER COMP., R. HANDLEBAR	E4	62	12
				LEVER SET A. LINK	C10	44	1
(I)				LEVER, CHOKE	E3	60	4
INDICTOR, RR. BRAKE	E10	75	8	LIFTER, DAMPER	F11	100	3
INSULATOR, CARBURETOR	B1	3	6	LIGHT ASSY., LICENSE	G3	108	7
	B3	6	5	LINK SET A, STARTER	C10	44	2
INSULATOR, CLUTCH SLAVE CYLINDER .. B10	20	8		LINK SET B, STARTER	C10	44	5
INSULATOR,SLAVE	B10	20	8	LINK SET C, STARTER	C10	44	10
				LOCK, BEARING ADJUSTING	E12	79	12
(J)					E12	79	11
JET, MAIN, #105	C12	48	19	LOCK, HANDLEBAR	G7	117	22
JET, MAIN, #108	C12	48	20				
JET, SLOW, #35	C12	48	21	(M)			
JOINT B. BRAKE ARM	F9	97	31	MAINSHAFT	C6	36	1
JOINT COMP. YOKE	F11	100	1	MARK, ACCESSORIES & LOADING CAUTION .. F3	85	14	
JOINT SET A. FUEL	C10	44	6	MARK, BATTERY CAUTION	G1	104	13
JOINT SET B. FUEL	C10	44	14	MARK, DRIVE CAUTION	F3	85	15
JOINT SET C. FUEL	C10	44	4	MARK, L. FUEL TANK	F3	85	10
JOINT SET D. FUEL	C10	44	13	MARK, R. FUEL TANK	F3	84	9
JOINT SET E. FUEL	C10	44	7	MARK, RADIATOR CAUTION	F5	88	5
JOINT, BOOST	B1	3	7	MARK, TIRE CAUTION	F11	101	16
	B3	6	6	METER ASSY., COMBINATION	E2	58	4
JOINT, BREATHER THREE WAY	G10	122	3	MIRROR, L. BACK	E3	60	14
JOINT, EX. PIPE	F8	94	3	MIRROR, R. BACK	E3	60	13
JOINT, PINION	E12	79	13	MOTOR ASSY., STARTER	B11	22	1
				MOTOR, FAN	G5	112	4
				MUFFLER ASSY., L	F8	94	2

Description Index

Description	Grid	Page	Ref. No.	Description	Grid	Page	Ref. No.
MUFFLER ASSY., R.	F8	94	1	NUT, SPEED, 3MM	F7	93	22
				NUT, SPRING, 5MM	G1	105	18
(N)					G1	105	17
NEEDLE, FR. JET	C12	48	13	NUT, STEERING STEM	E6	66	6
NEEDLE, JET	C12	48	13	NUT, TAPPET ADJUSTING	B4	9	19
NEEDLE, RR. JET	C12	48	13	NUT, U, 14MM	E10	74	14
NUT B, BRAKE ROD ADJUSTING	F9	97	32	NUT, UNIT HOLDER	E1	56	13
NUT-WASHER, 6MM	B11	22	7				
NUT, BEAM, ADJUSTING	E1	56	11	(O)			
NUT, CAP, 10MM	F12	103	17	O-RING	B11	22	8
NUT, CAP, 6MM	E1	57	23		B11	22	9
	E4	63	15		D1	50	20
	E5	65	18		D3	54	13
	F8	95	21		F3	84	3
NUT, CAP, 9MM	B2	4	17	O-RING B, 6.8X1.9	E2	59	27
	B3	7	14	O-RING, 12.5X1.4	G5	113	31
NUT, CONNECTING ROD	C4	33	5	O-RING, 13.5X1.4	G5	113	31
NUT, FLANGE CAP, 10MM	G8	119	43	O-RING, 14.6X3.7	B12	24	16
NUT, FLANGE, 10MM	E12	78	13		D3	54	14
	G8	119	48	O-RING, 14.7X2.2	B12	24	18
NUT, FLANGE, 18MM	F1	81	26		D3	54	16
NUT, FLANGE, 4MM	G3	109	25	O-RING, 14.8X2.2	B12	24	18
NUT, FLANGE, 5MM	G3	109	21		D3	54	16
NUT, FLANGE, 6MM	E6	67	7	O-RING, 18.3X2.3	C8	41	23
	F8	95	24		D2	53	9
	G1	105	20	O-RING, 18.5X2.4	B12	24	17
	G3	109	20		D3	54	15
	G3	109	26	O-RING, 18X2.8	C1	27	14
	G3	109	19		D3	54	18
	G5	113	29	O-RING, 19.8X1.9	B4	9	20
	G8	119	47	O-RING, 19X1.9	F11	101	26
NUT, FLANGE, 8MM	G1	105	21	O-RING, 22X1.9	F1	81	36
	G2	107	24	O-RING, 22X3.0	B6	12	8
NUT, GOVERNOR ARM FIXING	F9	97	23		D2	53	10
NUT, HEX., 10MM	F11	101	20	O-RING, 3X70	C9	43	24
NUT, HEX., 12MM	F12	103	16	O-RING, 30.8MM	F1	81	35
NUT, HEX., 16MM	F1	81	27	O-RING, 31.2X2.4	E8	70	25
NUT, HEX., 4MM	F6	91	24	O-RING, 32.95X2.62	B10	21	19
NUT, HEX., 6MM	C7	39	28		D2	53	11
	F6	91	25	O-RING, 35.X2X2.4	F1	81	37
	F9	97	28	O-RING, 35.2X2.4	F1	81	37
	F9	97	27	O-RING, 46X5X3.5	E12	78	12
NUT, HEX., 8MM	E11	76	14	O-RING, 48.1X3.6	B6	12	7
	F11	101	27		D2	53	8
NUT, LOCK, 22MM	B7	14	12	O-RING, 5.7X2.2	C9	43	23
NUT, LOCK, 30MM	C9	43	14	O-RING, 58.5X3.5	F1	81	38
NUT, LOCK, 64MM	C9	43	15	O-RING, 58X2	C8	41	24
NUT, RR. SWINGARM PIVOT	F11	101	23		D2	53	12
NUT, SERRATE, 5MM	G5	113	30	O-RING, 6.8X1.9	E2	59	27
NUT, SIDE STAND	F9	97	24	O-RING, 61X2	E12	78	11
NUT, SPECIAL	E1	56	7	O-RING, 7.7X2.3	B12	24	19
NUT, SPEED, 3MM	E6	67	9		D3	54	17

Description Index

Description	Grid	Page	Ref. No.	Description	Grid	Page	Ref. No.
O-RING, 7.8X2.2	B12	24	19	PIN, COTTER, 2.0X32	B12	24	22
O-RING, 70X3	D3	54	17		E11	76	15
O-RING, 8.4X2.4	C9	43	24		F11	101	30
	B6	12	9	PIN, COTTER, 2.5MM	E11	76	16
	D3	54	19	PIN, DOWEL, 10X26	C1	26	11
O-RING, 9.8X1.9	D1	50	20	PIN, DOWEL, 8X8	B8	16	11
O-RING, 9.8X2.4	C9	43	22	PIN, HANGER RETAINER GROOVE, 4.0MM DIA	E9	72	17
OIL SEAL, 12.5X25X8	C1	26	12	PIN, KNOCK	C12	48	15
OIL SEAL, 14X24X6	C1	26	13	PIN, KNOCK, 8X14	B11	23	15
OIL SEAL, 25X66X8.5	C9	43	21	PIN, LOCK, 5MM	B5	11	22
OIL SEAL, 34X50X7	F1	81	33	PIN, LOCK, 8MM	B5	11	23
OIL SEAL, 47X56X7	F11	101	25	PIN, PISTON	B8	16	1
OIL SEAL, 60X80X8	F1	81	34		C4	33	3
OIL SEAL, 8X18X5	B10	21	18	PIN, PISTON, 10X33	B8	16	1
OIL SEAL, 8X25X8	C9	43	20	PIN, RING GEAR STOPPER	F1	80	15
OPEN END WRENCH 10X12	G9	121	16	PIN, SHIFT RETURN SPRING	C7	39	19
OPEN END WRENCH 14X17	G9	121	17	PIN, SPECIAL LOCK, 6MM	B5	11	21
ORIFICE, OIL CONTROL	C9	43	11	PIN, SPLIT, 1.2X8	C11	46	44
ORIFICE, PIN, 10X16	C9	43	16	PIN, SPLIT, 1.6X10	F10	99	22
ORIFICE, PLATE	C6	37	23	PIN, SPLIT, 2.0X18	E11	76	15
OUTER COMP., CLUTCH	B7	14	2		F11	101	30
OUTER COMP., STARTING CLUTCH	B8	16	5	PIN, SPLIT, 2.0X20	E11	76	15
					F11	101	30
(P)				PIN, SPLIT, 2.0X25	B12	24	22
					E11	76	15
PACKING	E2	59	18		F11	101	30
PACKING, AIR CLEANER BASE	F7	92	6	PIN, SPLIT, 2.0X35	B12	24	22
PACKING, AIR CLEANER SEAL	F7	92	5		E11	76	15
PACKING, TAILLIGHT	G3	108	6		F11	101	30
PAD COMP., RR	E8	71	1	PIN, SPLIT, 2.5MM	E11	76	16
PAN, OIL	B11	23	1	PIN, SPRING, 2X14	G9	120	14
PANEL COMP., RR, BRAKE	E10	75	3	PIN, STEP BAR JOINT	F10	98	1
PEDAL ASSY., CHANGE	F9	96	1	PIN, 8X43.2	B5	10	10
PEDAL COMP., CHANGE	F9	96	4	PIPE A, OIL PATH	B1	3	3
PEDAL COMP., RR, BRAKE	F9	96	12		B3	6	3
PIECE, CLUTCH JOINT	B7	14	8	PIPE A, WATER	C8	40	13
PIECE, OIL LOCK	E7	69	12	PIPE B, OIL PATH	B1	3	4
PIN A, ARM	B5	10	12	PIPE B, WATER	C8	41	16
PIN A, DOWEL, 12X20	B2	4	25	PIPE COMP., CLUTCH	E5	64	5
	B3	7	20	PIPE COMP., FR, AIR	C12	49	11
PIN A, DOWEL, 8X14	B2	4	24	PIPE COMP., FR, FORK	E7	69	6
	B3	7	19	PIPE COMP., L, FR, EX.	F8	95	15
	B6	12	10	PIPE COMP., L, RR, AIR	C12	49	16
	B10	21	21	PIPE COMP., L, RR, EX.	F8	95	19
	B12	24	23	PIPE COMP., R, FR, EX.	F8	94	8
	C1	27	15	PIPE COMP., R, RR, AIR	C12	49	15
PIN A, PILLION STEP	F10	99	24	PIPE COMP., R, RR, EX.	F8	95	10
PIN B, BRAKE ROD JOINT	F9	97	33	PIPE COMP., SEAT	E7	69	15
PIN, COTTER 1.6X12	F9	97	29	PIPE, CONNECTING	C8	40	7
PIN, COTTER 1.6X15	F10	99	23	PIPE, OIL	B11	23	11
PIN, COTTER 1.6X25	F10	99	23	PIPE, OIL STRAINER	B11	23	6
PIN, COTTER 2.0X22	E11	76	15	PIPE, THROTTLE GRIP	E3	60	10
	F11	101	30	PIPE, WATER OUTLET CONNECTING	C8	40	6
				PISTON	C4	33	2

Description Index

Description	Grid	Page	Ref. No.	Description	Grid	Page	Ref. No.
PISTON	E8	71	7	REFLECTOR COMP., L, RR, TURN SIGNAL	G2	107	14
PISTON COMP., VACUUM	C11	47	12	REFLECTOR COMP., R, RR, TURN SIGNAL	G2	106	4
PISTON SET, CLUTCH MASTER CYLINDER	E5	64	4		G2	106	12
PISTON, SLAVE CYLINDER	B10	20	9	REFLECTOR, FR, REFLEX	E7	69	1
PLATE	E9	72	18	REFLECTOR, REFLEX	G1	104	2
PLATE A, DRUM	C7	38	8		G3	108	12
PLATE A, HEAT GUARD	G7	117	18	RELAY COMP., TURN SIGNAL	F6	90	20
PLATE B, CLUTCH	B7	14	6	RETAINER, BEARING	E12	79	10
PLATE B, DRUM SETTING	C7	38	9	RETAINER, BRACKET	E9	72	12
PLATE SET	C10	45	29	RETAINER, GEAR BOX	E9	73	7
PLATE SET, AIR PIPE	C12	49	12	RETAINER, SPRING	B4	8	14
PLATE SET, STAY	C10	44	12	RIM, HEADLIGHT	E1	56	3
PLATE SET, VALVE	C11	47	6	RING SET, PISTON	C4	33	1
PLATE, BEARING SETTING	C6	36	2	RING, BACK UP	E7	69	8
PLATE, CLIP	C10	45	27	RING, DAMPER COVER	F11	100	10
PLATE, CLUTCH	B7	14	6	RING, OIL SEAL STOP	E8	70	16
PLATE, CLUTCH PRESSURE	B7	14	7	RING, PISTON	E7	69	13
PLATE, DIAPHRAGM	E4	62	8	RING, PISTON STOPPER	E7	69	14
	E5	64	12	RING, SEAL	B11	22	6
PLATE, DRUM CAM	C7	38	7	RING, SPRING STOPPER	F11	100	9
PLATE, DUST GUARD	E12	79	9	RING, STOPPER	E12	79	4
PLATE, ELECTRIC	G1	104	3		F11	100	11
PLATE, FUEL TANK HEAT GUARD	G7	116	9	ROD ASSY. A, FR, CONNECTING	C4	33	4
PLATE, INNER CROSS	G1	104	12	ROD ASSY. A, RR, CONNECTING	C4	33	6
PLATE, KILL SWITCH SETTING	E3	60	7	ROD ASSY. B, FR, CONNECTING	C4	33	4
PLATE, L, FR, SEAT	F4	87	3	ROD ASSY. B, RR, CONNECTING	C4	33	6
PLATE, OIL SEPARATE	C1	26	2	ROD ASSY. C, FR, CONNECTING	C4	33	4
PLATE, R, FR, SEAT	F4	87	2	ROD ASSY. C, RR, CONNECTING	C4	33	6
PLATE, RR, ENGINE HANGER	G7	117	13	ROD ASSY. D, FR, CONNECTING	C4	33	4
PLATE, SPRING JOINT	E7	69	5	ROD ASSY. D, RR, CONNECTING	C4	33	6
PLATE, STOPPER	E5	64	11	ROD ASSY. E, FR, CONNECTING	C4	33	4
PLATE, TURN SIGNAL SWITCH SETTING	E3	60	9	ROD ASSY. E, RR, CONNECTING	C4	33	6
PLIERS, 135	G9	121	18	ROD SET A, STARTER LINK	C10	44	3
PLUG, CONE TYPE	G1	105	19	ROD SET B, STARTER LINK	C10	44	11
PLUG, HEX, 6MM	B1	2	5	ROD, CLUTCH LIFTER	B7	14	10
PLUG, SPARK	B2	5	29	ROD, PUSH	E5	64	2
	B3	7	21	ROD, RR, BRAKE	F9	96	11
PROTECTOR	E4	62	5	ROLLER, 15X13	B8	17	13
	E5	64	8	ROLLER, 4X13.8	C7	39	26
PROTECTOR, MUFFLER	F8	94	6	ROLLER, 6X15	B8	17	18
PROTECTOR, RR, EX, PIPE	F8	94	7	RUBBER, CANISTER MOUNTING	G10	123	29
PULLER, FUSE	F6	90	19	RUBBER, CHANGE PEDAL	F9	96	8
PUMP ASSY., OIL	B11	23	3	RUBBER, DUST SEAL	F9	96	3
PUMP COMP., WATER	B10	20	4	RUBBER, FUEL TANK RR	F3	85	11
				RUBBER, HEADLIGHT MOUNTING	E1	57	20
(R)				RUBBER, MAIN STEP	F10	98	11
				RUBBER, MOUNTING	B1	2	9
					E2	58	5
RADIATOR COMP.	G5	112	1		G10	122	2
RAIL, L, GRAB	G1	104	7	RUBBER, MUFFLER MOUNTING	F8	95	16
RAIL, R, GRAB	G1	104	6	RUBBER, PILLION FOOTPEG	F10	98	12
RECTIFIER ASSY., REGULATE	F5	89	3	RUBBER, PILLION STEP	F10	98	12
RECTIFIER ASSY., SILICON	G4	110	9	RUBBER, PROTECTOR	F8	94	5
REFLECTOR COMP., L, RR, TURN SIGNAL	G2	106	8		G8	118	38

Description Index

Description	Grid	Page	Ref. No.	Description	Grid	Page	Ref. No.
RUBBER, PURGE CONTROL VALVE MOUNTING	G10	123	16	SCREW, PAN, 4X25	F7	93	21
RUBBER, RADIATOR MOUNTING	G5	112	8	SCREW, PAN, 4X8	C12	48	16
	G5	113	17	SCREW, PAN, 5X115	B11	22	4
RUBBER, RR. SEAT MOUNTING	F4	87	7	SCREW, PAN, 5X12	E1	57	24
RUBBER, SEAT CUSHION	F4	87	4	SCREW, PAN, 5X13	G8	118	36
RUBBER, SHOCK	F6	90	15	SCREW, PAN, 5X17	F7	93	19
RUBBER, SPEEDOMETER	E2	59	15	SCREW, PAN, 5X28	B2	4	23
RUBBER, STAND	F9	97	18		B3	7	18
RUBBER, STOPPER	F12	102	12	SCREW, PAN, 5X8	B2	4	22
RUBBER, STOPPER ARM CUSHION	E10	75	11		B3	7	17
RUBBER, TAILLIGHT MOUNTING	F3	85	13	SCREW, PAN, 6X10	G5	113	33
	G3	109	18		G5	113	32
RUBBER, TAILLIGHT SETTING	G7	117	19	SCREW, PAN, 6X12	B9	18	11
RUBBER, TANK SETTING	F3	84	7	SCREW, PAN, 6X8	F8	95	23
				SCREW, SIDE STAND	F9	97	21
				SCREW, SPECIAL	E1	56	6
(S)					E1	56	8
SCREEN SET, FUEL STRAINER	F3	84	2	SCREW, SPECIAL, 5X12	G8	118	34
SCREW SET A	C11	47	5	SCREW, SPECIAL, 6X8	G2	107	21
SCREW SET B	C10	44	8	SCREW, TAPPET ADJUSTING	B4	9	18
SCREW SET C	C10	44	9	SCREW, TAPPING, 3X8	E3	61	18
SCREW-WASHER, 3X12	E2	59	24		G5	113	34
SCREW-WASHER, 4X12	C11	46	42	SCREW, TAPPING, 4X10	E1	57	25
	E4	63	19	SCREW, TAPPING, 4X12	E2	59	30
	E5	55	22		F4	87	10
SCREW-WASHER, 4X16	C12	48	18	SCREW, TAPPING, 4X16	G3	109	24
SCREW-WASHER, 4X6	F3	85	20	SCREW, TAPPING, 4X25	G2	107	23
SCREW-WASHER, 4X8	C11	46	41	SCREW, U-LOCK FLAT, 6X12	G8	119	40
	E2	59	29	SEAL SET, FR. FORK	E8	70	18
	E2	59	23	SEAL, DUST, 22X42X7	E10	74	15
SCREW-WASHER, 5X12	C11	46	43	SEAL, OIL	C1	26	13
	F3	85	19	SEAL, OIL, 14X24X6	C1	26	13
	F7	93	24	SEAL, PISTON	E9	72	16
	E3	60	15	SEAL, VALVE STEM	B4	8	1
SCREW-WASHER, 5X28	E3	60	16		D2	52	1
SCREW-WASHER, 5X45	E3	61	17	SEAL, WATER PIPE	C8	41	25
SCREW-WASHER, 6X12	G8	119	46		C8	41	26
SCREW, BEAM ADJUSTING	E1	56	5	SEAT ASSY., FR.	F4	87	1
SCREW, BLEEDER	B10	20	12	SEAT ASSY., RR.	F4	87	6
	C8	41	19	SEAT SET, VALVE	C11	47	2
	E8	71	2	SEAT, SPRING	F12	102	7
SCREW, FLANGE, 4X8	E2	59	22	SEAT, VALVE SPRING INNER	B4	8	16
SCREW, FLAT, 4X12	E4	63	18	SEAT, VALVE SPRING OUTER	B4	8	15
	E5	65	21	SENDING UNIT, WATER TEMPERATURE	C8	41	20
SCREW, FLAT, 6X16	C6	37	27	SERVICE MANUAL, VF700C/87	B1	2	
	C7	39	27	SHAFT ASSY., PROPELLER	F11	100	12
	E2	59	28	SHAFT COMP., GEARSHIFT FORK	C7	38	4
SCREW, PAN	C10	45	16	SHAFT SET, CROSS	C9	43	9
SCREW, PAN, 2X6	E2	59	26	SHAFT, SHIFT DRUM STOPPER PIVOT	C7	38	13
SCREW, PAN, 4X10	C12	48	17	SHAFT, VALVE ROCKER ARM	B4	8	7
	F6	91	23	SHEET, COUPLER	G4	110	11
SCREW, PAN, 4X12	B8	17	15	SHIM A, PINION GEAR	F1	80	17
				SHIM A, STOPPER PIN	F1	80	16
				SHIM B, PINION GEAR	F1	80	17

Description Index

Description	Grid	Page	Ref. No.	Description	Grid	Page	Ref. No.
SHIM B, STOPPER PIN	F1	80	16	SPRING, SHIFT DRUM STOPPER	C7	38	14
SHIM C, PINION GEAR	F1	80	17	SPRING, SIDE STAND	F9	97	17
SHIM D, PINION GEAR	F1	80	17	SPRING, SLAVE CYLINDER	B10	20	10
SHIM E, PINION GEAR	F1	80	17	SPRING, STARTING CLUTCH ROLLER	B8	16	6
SHIM F, PINION GEAR	F1	80	17	SPRING, STEP RETURN	F10	98	4
SHIM G, PINION GEAR	F1	80	17	SPRING, STOP SWITCH	F9	96	10
SHIM, COUNTERSHAFT	C9	42	6	SPRING, TENSIONER	B5	10	4
SHIM, CROSS SHAFT	C9	42	8	SPRING, VALVE INNER	B4	8	13
SHOCK ABSORBER ASSY., L. RR.	F12	102	11	SPRING, VALVE OUTER	B4	8	12
SHOCK ABSORBER ASSY., R. RR.	F12	102	1	SPROCKET, CAM	B5	10	1
SHOE COMP., RR. BRAKE	E10	75	5	SPROCKET, OIL PUMP DRIVE	B7	14	1
SHROUD COMP.	G5	112	2	SPROCKET, OIL PUMP DRIVEN	B11	23	4
SLEEVE	E8	71	11	STATOR COMP.	B9	18	7
SOCKET COMP.	E2	58	6	STAY	E1	56	4
SPACER A, RING GEAR	F1	80	19	STAY A, RR. COVER	C9	42	1
SPACER B, RING GEAR	F1	80	19	STAY COMP. B, RR. COVER	B10	20	3
SPACER C, RING GEAR	F1	80	19	STAY COMP., RR. TURN SIGNAL	G2	107	15
SPACER D, RING GEAR	F1	80	19	STAY, AIR SUCTION VALVE	C12	49	10
SPACER E, RING GEAR	F1	81	19	STAY, AIR SUCTION VALVE SETTING	G10	123	31
SPACER F, RING GEAR	F1	81	19	STAY, COMBINATION SWITCH	G7	117	12
SPACER G, RING GEAR	F1	81	19	STAY, CUSHION UNDER	E12	79	3
SPACER H, RING GEAR	F1	81	19	STAY, HEADLIGHT	E1	57	19
SPACER I, RING GEAR	F1	81	19	STAY, L. FR. TURN SIGNAL	G2	106	10
SPACER, IGNITION COIL	G4	110	4	STAY, R. FR. TURN SIGNAL	G2	106	9
SPANNER, PIN	G9	120	13	STAY, RR. AIR SUCTION VALVE SETTING	G10	122	10
SPANNER, 8MM	G9	121	15	STAY, RR. COWL SET	G1	104	11
SPARK UNIT	F5	89	1	STAY, RR. REFLECTOR	G3	109	15
SPEEDOMETER ASSY.	E2	58	9	STAY, STOP SWITCH	F9	97	15
SPINDLE COMP., GEARSHIFT	C7	39	16	STEM COMP., STEERING	E6	67	2
SPRING	C10	45	15	STEP ASSY., L. MAIN	F10	98	7
	C11	46	49	STEP ASSY., R. MAIN	F10	98	6
SPRING A, BRAKE ROD	F9	97	30	STOPPER, KEY BODY	G9	120	4
SPRING A, PURGE TUBE COVER	F3	84	6	STOPPER, SPRING	F11	100	7
	G10	122	12	STOPPER, STEP RUBBER	F10	98	5
SPRING B, PURGE TUBE COVER	G10	122	13	STRAINER, OIL	B11	23	7
SPRING, BEAM ADJUSTING	E1	56	9	SUB FRAME COMP.	G7	117	10
SPRING, BRAKE PEDAL	F9	96	14	SUSPENSION, TURN SIGNAL RELAY	F6	90	21
SPRING, CARBON BRUSH	B11	22	3	SWINGARM ASSY., RR.	F11	100	14
SPRING, CHARGE TUBE COVER	G10	122	5	SWITCH ASSY., CLUTCH	E5	64	6
SPRING, CLUTCH	B7	14	9	SWITCH ASSY., COMBINATION	G7	116	4
SPRING, DAMPER CAM	F11	100	4	SWITCH ASSY., FR. STOP	E4	62	1
SPRING, FR. CUSHION	E7	69	3	SWITCH ASSY., NEUTRAL	B9	18	9
SPRING, FR. VACUUM PISTON	C11	47	9	SWITCH ASSY., OIL PRESSURE	C1	26	5
SPRING, GEARSHIFT ARM	C7	39	17	SWITCH ASSY., RR. STOP	F9	96	9
SPRING, GEARSHIFT RETURN	C7	39	18	SWITCH ASSY., STARTER KILL	E3	60	6
SPRING, NEUTRAL STOPPER	C7	38	15	SWITCH ASSY., STARTER MAGNETIC	F6	90	12
SPRING, PAD	E8	71	8	SWITCH ASSY., TURN SIGNAL	E3	60	8
SPRING, PROPELLER SHAFT	F11	100	6	SWITCH COMP., STARTER MAGNETIC	F6	90	13
SPRING, REBOUND	E7	69	7				
SPRING, ROCKER ARM ASSIST	B4	8	9	(T)			
SPRING, RR. AIR TUBE	G10	122	14				
SPRING, RR. BRAKE SHOE	E10	75	9	T-JOINT	C10	45	28
SPRING, RR. SHOCK	F12	102	2	TACHOMETER ASSY.	E2	58	14
SPRING, SETTING	E1	56	10				

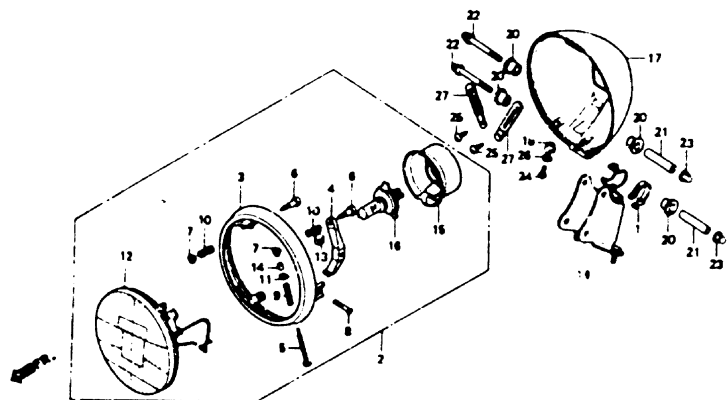
Description Index

Description	Grid	Page	Ref. No.	Description	Grid	Page	Ref. No.
TAILLIGHT UNIT	G3	108	3	TUBE, 3.5X220	D1	50	25
TANK SET, FUEL	F3	84	8	TUBE, 3.5X285	D1	50	26
TANK, AIR INTAKE CONTROL CHAMBER	G10	123	28	TUBE, 3.5X40	D1	50	22
TANK, RESERVE	G5	112	10	TUBE, 3.5X75	D1	50	23
TANK, STORAGE	F7	92	13	TUBE, 4.5X610	G10	123	41
TENSIONER, CAM CHAIN	B5	10	5	TUBE, 8X100	G10	123	42
TERMINAL SET, BRUSH	B11	22	2	TURN SIGNAL ASSY, L. FR.	G2	106	6
THERMOSTAT	C8	40	1	TURN SIGNAL ASSY, L. RR.	G2	107	13
THERMOSWITCH ASSY.	G5	113	25	TURN SIGNAL ASSY, R. FR.	G2	106	1
THREAD COMP. STEERING HEAD UPPER	E6	67	5	TURN SIGNAL ASSY, R. RR.	G2	106	11
THREAD, STEERING HEAD TOP	E6	67	8				
TIRE ASSY, FR.	E9	73	8				
TIRE ASSY, RR.	E11	77	7	(V)			
TOOL SET	G9	120	5				
TOP COMP.	C11	47	11	VALVE ASSY, AIR INJECTION CONTROL	G10	123	22
	C11	47	10	VALVE ASSY, AIR SUCTION	C12	49	3
TUBE	C10	45	32	VALVE ASSY, AIR VENT CONTROL	G10	122	1
	C10	45	31	VALVE ASSY, FUEL	F3	84	1
	C10	45	33	VALVE ASSY, RELIEF	B11	23	9
	C10	45	34	VALVE ASSY, RR. AIR SUCTION	G10	123	24
	C10	45	24	VALVE COMP, PURGE CONTROL	G10	123	15
	C11	46	39	VALVE COMP, REED	C12	49	4
	C11	46	35		G10	123	17
	C11	46	36	VALVE SET, AIR CUT	C11	47	8
	C11	46	37	VALVE SET, STARTER	C11	47	7
TUBE A, FR. AIR	C12	49	6	VALVE, EX.	B4	8	11
TUBE A, RR. AIR	G10	123	25	VALVE, IN.	B4	8	10
TUBE B, FR. AIR	C12	49	7	VALVE, RIM	E9	73	2
TUBE B, RR. AIR	G10	123	26		E11	77	8
TUBE C, FR. AIR	C12	49	8				
TUBE COMP.	C11	46	40	(W)			
TUBE, AIR INJECTION CONTROL VALVE	G10	123	19				
TUBE, AIR INTAKE CONTROL CHAMBER	D1	50	17	WASHER B, THRUST, 25MM	C6	37	21
TUBE, AIR VENT	C11	46	38	WASHER K, DRIVE PINION	C6	37	17
TUBE, AIR VENT CONTROL VALVE	G10	122	9	WASHER, ANCHOR PIN	E10	75	4
TUBE, AIR VENT CONTROL VALVE THREE				WASHER, CHAIN CASE SETTING	G3	109	22
WAY JOINT	G10	122	7	WASHER, DRAIN PLUG, 12MM	B12	24	21
TUBE, BATTERY	F6	91	22		D3	54	20
TUBE, BOOST	C12	49	13	WASHER, FLAT, 10MM	B10	21	20
TUBE, BREATHER	F7	92	14	WASHER, FR. COVER SETTING	G8	119	45
TUBE, CANISTER THREE WAY JOINT	G10	122	11	WASHER, LOCK	C7	39	21
TUBE, DRAIN	F7	92	12		E6	67	10
TUBE, FUEL	F3	84	4	WASHER, LOCK, 22MM	B7	14	14
TUBE, PURGE CONTROL VALVE THREE WAY				WASHER, LOCK, 25MM	C6	37	22
JOINT	G10	122	8	WASHER, MOUNTING RUBBER	B1	2	8
TUBE, RADIATOR RESERVE	G5	112	12	WASHER, OIL BOLT	E4	63	16
TUBE, RESERVE TANK OVERFLOW	G5	113	14		E5	65	19
TUBE, RETURN	F7	92	15	WASHER, PILLION STEP	F10	98	13
TUBE, RIM VALVE	E12	78	9	WASHER, PLAIN, 16MM	F12	102	13
TUBE, RR. AIR	G10	123	27	WASHER, PLAIN, 6MM	C8	41	27
TUBE, TENSIONER SPRING	B5	10	9		F2	82	40
TUBE, 12X45	G10	123	40		F8	95	25
TUBE, 3.5X120	D1	50	24		F10	99	20
TUBE, 3.5X200	B2	4	27				

Description Index

Description	Grid	Page	Ref. No.	Description	Grid	Page	Ref. No.
WASHER, PLAIN, 8MM	F10	99	21	WHEEL SET, RR.	E11	77	5
	F11	101	28	WIRE A, GUARD	C8	40	10
WASHER, RR. BRAKE ANCHOR PIN	E10	75	4	WIRE, TUBE GUARD	G10	123	21
WASHER, RR. BRAKE ARM	C1	26	10	WRENCH, EYE, 10X12	G9	120	12
WASHER, SEALING, 10MM	B2	4	18	WRENCH, EYE, 22MM	G9	121	23
	D2	52	6	WRENCH, EYE, 27MM	G9	121	24
WASHER, SEALING, 6.5MM	B2	4	20	WRENCH, HEX, 5MM	G9	120	9
	C1	26	9		G9	120	10
	D2	53	6	WRENCH, HEX, 8MM	G9	120	11
WASHER, SEALING, 6.5X12	D2	52	7	WRENCH, PLUG	G9	120	8
WASHER, SEALING, 6MM	G8	119	44				
WASHER, SHIFT DRUM STOPPER	C7	39	22				
WASHER, SPECIAL, 35X40	F1	80	18				
WASHER, SPECIAL, 6MM	C7	39	24				
WASHER, SPECIAL, 8MM	E8	70	23				
WASHER, SPEEDOMETER GEAR	E10	74	11				
WASHER, SPLINE, 23MM	B8	16	10				
WASHER, SPRING, 4MM	B8	17	16				
WASHER, SPRING, 5MM	B11	22	10				
	E1	57	26				
WASHER, SPRING, 6MM	F6	91	26				
	F8	95	22				
WASHER, SPRING, 8MM	F11	101	29				
WASHER, STEERING STEM	E6	66	7				
WASHER, THRUST, 20X0.85	C6	37	19				
WASHER, THRUST, 20X0.90	C6	37	19				
WASHER, THRUST, 20X0.95	C6	37	19				
WASHER, THRUST, 20X1.00	C6	37	20				
WASHER, THRUST, 20X1.05	C6	37	19				
WASHER, THRUST, 22MM	B7	15	15				
WASHER, THRUST, 25MM	B7	15	16				
WASHER, THRUST, 25X34	C6	37	18				
WASHER, THRUST, 5MM	B2	4	19				
	B3	7	15				
WASHER, TONGUED	C10	45	17				
WASHER, WHEEL, 6MM	G3	109	23				
WASHER, 10.3MM	F12	103	15				
WASHER, 11MM	B10	21	17				
WASHER, 6MM	B5	11	19				
WASHER, 6X19	B7	15	17				
WASHER, 6X23	B11	23	14				
	C7	39	23				
WASHER, 7MM	B5	11	20				
WASHER, 8.5X26	F12	102	14				
WASHER, 8MM	B5	11	18				
	E10	75	13				
	F1	81	28				
	F9	97	25				
WEIGHT, BALANCE	E9	73	1				
	E11	77	6				
WEIGHT, BALANCE, 20	E11	77	6				
WEIGHT, BALANCE, 30	E11	77	6				
WEIGHT, L. STEP	F10	98	9				
WHEEL SET, FR.	E9	73	6				

HEADLIGHT



BMW 105A

VF700C'87

Ref. No.	BLOCK NO. DESCRIPTION	F-1	AREA CODE	FRAME SERIAL NUMBER		QTY REQ	PART NUMBER	HONDA CODE
				FROM	TO			
1	BAND B1, WIRE					1	32161-404-000	0468819
2	HEADLIGHT ASSY. (12V 60/55W STANLEY)					1	33100-MK7-671	2314581
3	RIM, HEADLIGHT					1	33101-MK7-671	2314599
4	STAY					1	33102-MK7-671	2314607
5	SCREW, BEAM ADJUSTING					2	33103-MK7-671	2314615
6	SCREW, SPECIAL					2	33104-MK7-671	2314623
7	NUT, SPECIAL					2	33105-MK7-671	2314631
8	SCREW, SPECIAL					1	33106-MK7-671	2313145
9	SPRING, BEAM ADJUSTING					2	33107-MK7-671	2314649
10	SPRING, SETTING					2	33109-MK7-671	2314656
11	NUT, BEAM ADJUSTING (STANLEY) ...					2	33117-415-003	0668434
12	HEADLIGHT UNIT					1	33120-MK7-671	2314664
13	NUT, UNIT HOLDER					1	33128-471-003	0955609
14	COVER, ADJUSTING SCREW					2	33136-111-671	0856716
15	COVER, RUBBER					1	33180-MJ0-000	2314672

VF700C'87

Ref. No.	BLOCK NO. DESCRIPTION	F-1	AREA CODE	FRAME SERIAL NUMBER		QTY REQ	PART NUMBER	HONDA CODE
				FROM	TO			
15	COVER, RUBBER					1	33180-MJ0-010	3448180
16	BULB, HEADLIGHT (H4 JA12V60/55W)					1	34901-MK7-601	1288612
	BULB, 12V60/55W H4					1	34901-MK7-601AH	3924347
17	CASE, HEADLIGHT					1	61301-MW0-003	2527760
18	COLLAR, HEADLIGHT SETTING					2	61304-292-000	0151514
19	STAY, HEADLIGHT					1	61305-MW3-000	2527778
20	RUBBER, HEADLIGHT MOUNTING					4	61315-MK7-000	2315919
21	COLLAR, HEADLIGHT STAY					2	61316-MK7-000	2315927
22	BOLT, CAP, 6MM					2	90132-MK7-000	2316396
23	NUT, CAP, 6MM					2	90201-425-700	2316420
24	SCREW, PAN, 5X12					2	93500-05012-08	0156059
25	SCREW, TAPPING, 4X10					2	93901-34210	0178301
26	WASHER, SPRING, 5MM					2	94111-05000	0058966
27	CLIP, WIRE, 4X60					2	94591-46000	1378587

CONTENTS

TITLE	PAGE	QMBD
AIR CLEANER	82	F7
AIR SUCTION VALVE	48	C12
ALTERNATOR	18	B0
BATTERY	88	F5
BRAKE CALIPER, FR.	71	E8
BRAKE PANEL, FR.	75	E10
CAM CHAIN	10	B6
CAKESHAFT	8	B4
CANNISTER	122	G10
CARBURETOR (ASSY.)	44	C10
CARBURETOR (COMPONENTS)	47	C11
CLUTCH	14	B7
CLUTCH MASTER CYLINDER	64	E5
CRANKCASE COVER, R.	12	B6
CRANKSHAFT	30	C3
CROSS SHAFT	42	C9
CYLINDER BLOCK	26	C1
CYLINDER HEAD COVER	2	B1
CYLINDER HEAD, FR.	3	B1
CYLINDER HEAD, RR.	6	B3
EXHAUST MUFFLER	94	F8
FENDER, FR.	68	E7
FENDER, RR.	104	G1
FINAL DRIVEN GEAR	79	E12
FOK, FR.	69	E7
FR. BRAKE MASTER CYLINDER	62	E4
FRAME	116	G7
FUEL TANK	84	F3
GASKET KIT A	52	D2
GASKET KIT B	51	D2
GEA. SHIFT DRUM	78	C7
HANDLEBAR	66	E6
HEADLIGHT	56	E1
OIL PAN	23	B11
PELAL	96	F9
PULSE GENERATOR	18	B6
RADIATOR	112	G5
SEAT	87	F4
SHOCK ABSORBER	102	F12
SHOE COVER	88	F5
SPEEDOMETER	58	E2
STARTING MOTOR	22	B11
STEERING STEM	67	E6
STEP	98	F10
SWINGARM Y.	100	F11
SWITCH	80	E3
TACHOMETER	58	E2
TAILLIGHT	108	G3
TOOLS	120	G9
TRANSMISSION	36	C8
TURN SIGNAL	106	G2
WATER PIPE	40	C8
WATER PUMP	20	B10
WHEEL, FR.	73	E9
WHEEL, RR.	77	E11
WIRE HARNESS	110	G4

56 4 AMERICAN HONDA MOTOR CO. LTD. 1983

VF700C'87 ENGINE NO.; RC21E-2300015 TO 2304999
VF700C'87 FRAME NO.; RC210-HM300007 TO HM303508
VF700C'87 ENGINE NO.; RC21E-2300020 TO 2303889
VF700C'87 FRAME NO.; RC210-HA305001 TO HA310415

VF700C'87 ENGINE NO.; RC21E-2300015 TO 2304999
VF700C'87 FRAME NO.; RC211-HM300006 TO HM30051-
VF700C'87 ENGINE NO.; RC21E-2300020 TO 2303889
VF700C'87 FRAME NO.; RC211-HA305003 TO HA311015

6 AMERICAN HONDA MOTOR CO. LTD. 1983 57

GMB

E1